


pure escapism



the Lotus Exige

driving passion

fantasy unleashed

A passion for power, a fierce engine, a chassis light enough to achieve a power to weight ratio beyond belief. That's pure Lotus. No different now to the original philosophy responsible for positioning the Lotus brand at the forefront of engineering excellence and sports car design.

EXIGE

The thrill a Lotus gives you comes from the sensation of intimacy with the car, but then you'd expect no less from a car developed by drivers for drivers.

Those that crave the excitement that only a great British racing marque can deliver, will find Lotus an addiction they enjoy for the rest of their life.




a life apart



from concept to reality

“Exige is essentially a Sport Elise racer with only minimal refinements for the road. Even the racer’s central driving position was considered.”


Source: EVO



Design concept Lotus Exige

A Lotus Exige is not for the fainthearted. Quite the opposite in fact. It is as faithful to the racer as legalities allow, with a 180PS race-bred engine it's a fantasy on wheels.

Drive it if you dare, admire it if you daren't!



beyond the everyday

the technicals

The advanced chassis and aerodynamic downforce characteristics of the Exige remain faithful to that of the racer, providing amazing grip, high speed stability and agile response to driver inputs.

Engine:

180PS (177bhp) version of the 1.8 K series, 16valve Elise engine.
Transmission is close ratio - 4.2 final drive.
Maximum Power: 180PS (177bhp) at 7800rpm.
Maximum Torque: 172Nm at 6750rpm.
0-60 in approximately 4.7 seconds.
Top Speed approximately 136mph.

Chassis:

Lotus designed lightweight structure of epoxy bonded aluminium alloy extrusions with integral steel rollover structure.

Suspension:

Fully independent front and rear double wishbone systems with co-axial coil springs mounted on adjustable platforms to Koni monotube racing dampers, adjustable link front anti-roll bar, extruded aluminium front and forged steel rear hub carriers.

Body:

Unique fixed head, lightweight glass fibre reinforced composite bodywork, based on the Lotus Motorsport Elise.
Deeper front air splitter and high level fixed rear wing facilitates balanced aerodynamic downforce characteristics of 35kg (front) and 45kg (rear) at 100mph, increasing cornering grip and high speed stability whilst retaining the same drag

coefficient as the standard Elise.

Cold air intake integrated in the roof for engine bay forced cooling, combines with tailgate central exit duct for hot air extraction. New opening polycarbonate tailgate glass for baggage stowage access and increased rear vision.

Steering:

Rack and pinion steering Ratio: 15.8: 1 2.3 turns lock to lock.

Brakes:

Front and rear 282mm diameter cast iron cross-drilled ventilated discs. Non servo assisted pedal actuation, with front to rear hydraulic system split. AP Racing opposed piston front calipers, Brembo single piston sliding rear calipers with mechanical cable operated parking brake system.

Wheels:

Rimstock, aluminium 12 spoke alloy Lotus Motorsport Elise wheels.
Front - 7J x 16 inch Rear - 8.5J x 17 inch

Tyres:

New unique Yokohama A039R tyres developed in conjunction with Lotus to maximise grip and achieve Lotus Ride and Handling performance criteria.
Front - 195/50R16 Rear - 225/45R17



the optionals

Sports exhaust (for track use only)

Engine upgrade to 195PS (190bhp) (for track use only)

Catalyst replacement pipe (for track use only)

Race brake pads (for track use only)

All after market options will be fitted by your Lotus dealer

the options

Select options to create your preferred look for your Exige.



Shows optional leather seats

Standard equipment with the Exige

Leather covered steering wheel. META immobiliser. Seats as leather design shown upholstered in grey cloth. Side pockets and storage net.

Electronic stack instruments unit with analogue display comprising re-calibrated speedometer and tachometer with multi-function LCD incorporating fuel and water temperature read out and seat belt warning.

Standard colour options

All mono colours are available as the standard choice.

All options will be fitted by your Lotus dealer

paint options-mono



Calypso Red



Monaco White



Black



Mustard Yellow



Nautilus Blue



Azure Blue

paint options-metallic



leather seat
(manufacturer fitted)



Black



Red




Blue



Green



sports seat
(manufacturer fitted)



Black



Red



Blue



Silver

alcantara trim pack

Pack includes sill and door trims, dashboard feature trim and steering wheel trim. Available in black, blue, red and silver, pack includes colour co-ordinated carpet mats.



carpet mats

removable steering wheel (track use only)



Red

Black



Lotus Racing Green



New Aluminium



Chrome Orange



Deep Purple



Titanium



Ruby Red

*“the car... is as fast to
100mph as most £65,000-plus
Porsche 911s or Ferraris ...”*

Source: Financial Times

*The contents of this brochure were correct at the time of going
to press (June 2000).*

*The colours reproduced in this brochure may vary slightly from
the actual paint colour or trim material due to the limitations of
the printing process. Lotus cars reserves the right to change
prices and specifications at any time without prior notice.
The information contained in this leaflet does not constitute an
offer or any part of a contract written or implied.*

*Quoted speed and acceleration may vary with optional
equipment. Photographs may show optional equipment.*



the Lotus Exige

driving passion