



Concrete Pump

MACK

Tough jobs need a tougher truck.

On the jobsite, your equipment has to perform. No downtime, no excuses. Mack® is the undisputed leader in concrete because we build the complete truck from end to end. That means they're more durable, more productive, more reliable and designed for your application. The only way to get this good is experience—and Mack's track record goes back more than a century.

We stand by our trucks and we stand with you to get the job done, no matter what. Here's where that confidence comes from:

LEGENDARY POWERTRAINS

Mack powertrains are the standard for performance and reliability across a wide range of applications.

BEST-IN-CLASS CHASSIS

The Mack chassis is designed and engineered for the rigors of vocational work and the job at hand—your job.

PURPOSE-BUILT CABS

The TerraPro® cab is purpose-built for vocational work with increased visibility and comfort on the jobsite.

CUSTOM CONFIDENCE

Mack's in-depth customization process gives you the peace of mind that the job will be done right.

BY YOUR SIDE 24/7

Mack Connect, our uptime and productivity solution, brings technology and service professionals together for round-the-clock support.

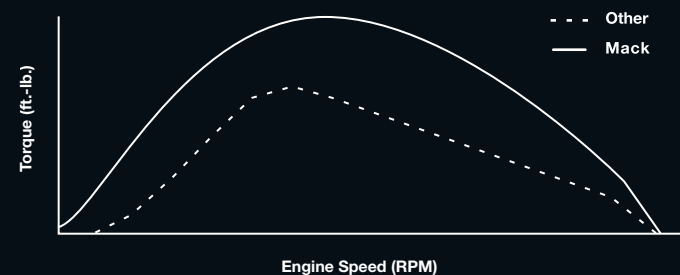
Criteria	Mack	Other
Application-specific engine performance tuned for pumping needs.	✓	✗
Rear axle with unique top-mounted carrier for less driveline friction, wear and tear, and superior ground clearance.	✓	✗
Automatic power divider that diverts up to 75% of available power to the wheels with traction. No driver action required.	✓	✗
Front axle with thick 135mm center for high gross weights.	✓	✗
Eye-and-slipper front suspension design for simplicity and superior strength.	✓	✗
Heavy-duty spring suspensions that provide high ground clearance and traction.	✓	✗
Narrow 82" cab width for getting in tight spaces and short bumper-to-back-of-cab dimension to help get more reach out of your boom.	✓	✗
Best-in-class cab forward and side visibility (61" ground to base of windshield).	✓	✗
GuardDog® Connect proactively monitors engine performance and alerts when there is a potential problem.	✓	✗
Frame ladder with high-yield steel and formed steel plate crossmembers.	✓	✗

THE LEADER IN INTEGRATION.

Mack® has led the industry in integrated design and manufacturing for over 100 years. This is tried-and-true performance you can count on.

LEGENDARY MP® ENGINES

Power and speed controls are tuned for consistent speed and torque across the wide operating range required for smooth concrete pumping.



Get the right power curve for your needs. Mack's Maxidyne® offering has extended RPM ranges and high torque rise for off-road and jobsite use. MaxiCruise® offers both power and economy for off-road and on-highway.

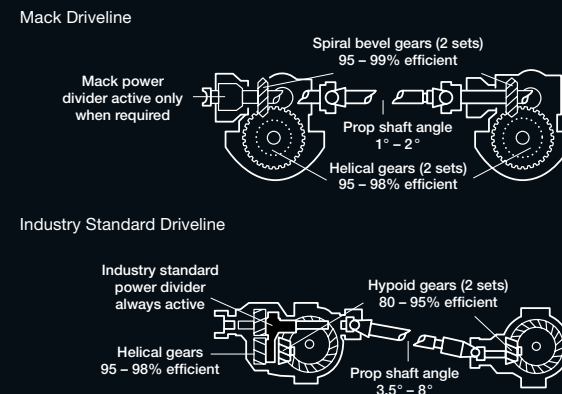
TRANSMISSION

mDRIVE™ HD

This heavy-duty automated manual transmission is now available in TerraPro® concrete pump applications to maximize performance and fuel economy, while reducing driver fatigue. With an extended range of gears, including available creeper gears, it uses intelligent software and engine integration to automatically select the best gear and shift with speed and precision for an easier ride.

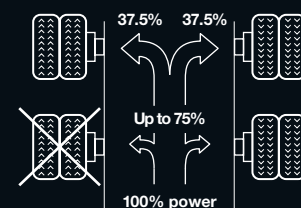


INDUSTRY-LEADING DRIVELINE AND POWER DIVIDER



Cast ductile iron axle housings and top-mounted carriers stand up to high gross vehicle weight and provide an additional 2" of ground clearance over conventional rear axles. Near straight driveline angles provide more efficient and reliable performance.

All Mack rear axles feature a unique cam-and-wedge design with automatic power divider that can divert up to 75% of available power to the wheels with traction. A manual locking option gives you ultimate control over power distribution.

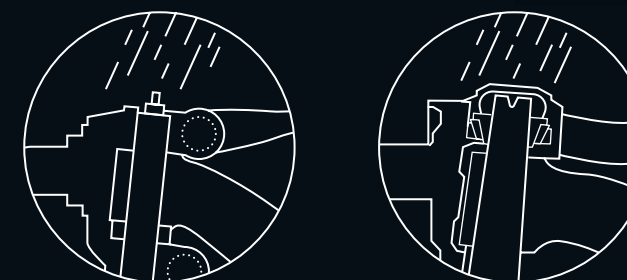


TerraPro®



MACK FXL FRONT AXLE

Mack front axles stand up to the punishment of vocational work. Superior design and geometry means less deflection with less camber change, exceeding all industry requirements for brake torque and vertical loading.



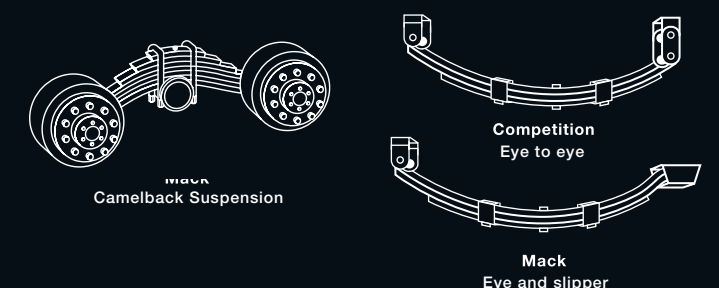
Competition
Exposed to elements

Mack
Sealed from elements

SUSPENSIONS

Mack rear suspensions are designed for the toughness of vocational applications to offer best-in-class stability, articulation and roll rate. Only Mack offers suspensions for on- and off-road use.

Mack's front axle suspension features an "eye and slipper" design that requires less maintenance and provides a stronger full contact of the spring to the chassis at the rear anchor point.



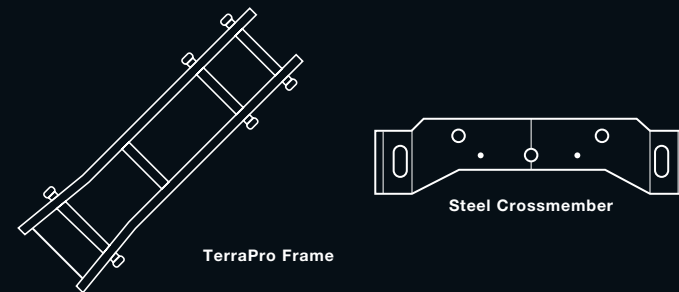
Mack
Camelback Suspension

Competition
Eye to eye

Mack
Eye and slipper

Mack FXL axles use a self-locking kingpin with an internal thrust bearing. That means no exposure to the elements and no bearing contamination. Simple. Strong.

TERRAPRO® FRAME



The backbone of Mack's pump chassis is our 120 ksi steel frame rails, engineered for long-term durability. A wide cross-section means heavy loads are absorbed without stressing the frame system. Formed steel plate crossmembers deliver unrivaled strength through the entire frame ladder.

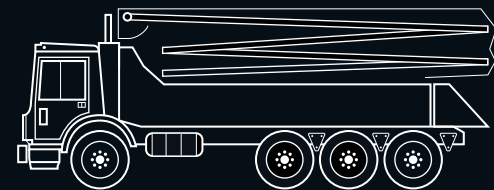
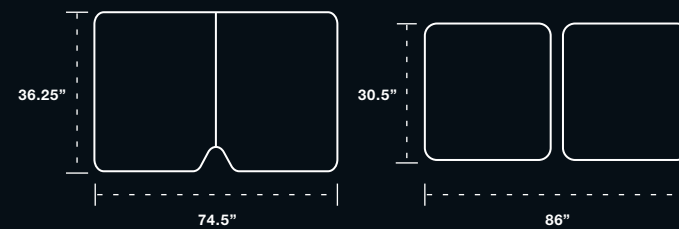
COMPACT CAB DESIGN



A shorter length from bumper to back of cab puts operators closer to the job, while a slimmer width makes the whole truck easier to maneuver into tight spaces. Small but important touches like suspended pedals make life easier on a long shift.

MAXIMUM FRONT VIEWING ANGLES

Productivity and safety means you need eyes on the job. Mack boasts the most forward window glass in the industry. Viewing angles are all designed to maximize visibility and job safety.

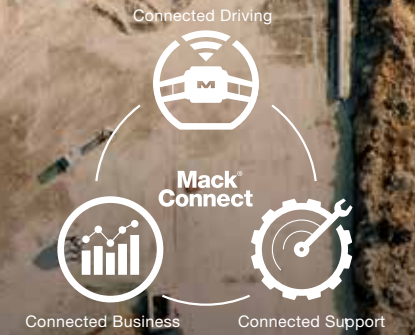


Mack TerraPro

Available in single, tandem and tri-drive configurations, TerraPro can be customized with multiple steer, drive and auxiliary axle combinations.

With Mack® Connect, it's uptime all the time.

Mack's exclusive uptime and productivity solution, Mack Connect, combines intelligent software, predictive analytics, driver assist technologies and more to help you keep your trucks—and your business—moving forward.



GUARDDOG® CONNECT

Mack's telematics platform automatically monitors your truck for potential issues and starts the support, repair and scheduling process—all while you're still on the job.

CERTIFIED UPTIME DEALERS

Dealers identify quick fixes and put them in the fast lane for completion, while giving larger repairs the attention they need—so you get back on the road faster.

OVER THE AIR (OTA) SOFTWARE UPDATES

Wirelessly updates software without disrupting your schedules, while increasing operational efficiency and uptime. Requires Mack® GuardDog® Connect.

MACK ONE CALL®

Around-the-clock roadside assistance and customer support from a team of highly trained uptime experts.
Call 800-866-1177

See the complete list of Mack Connect services at MackTrucks.com/MackConnect.

Customize with Confidence.

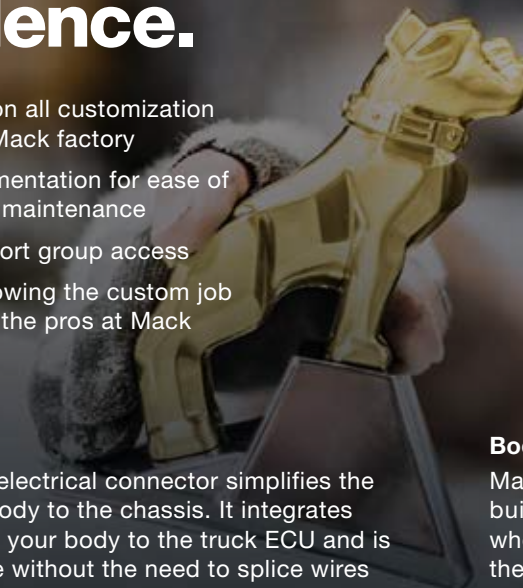
- Factory warranty on all customization performed at the Mack factory
- Engineering documentation for ease of future service and maintenance
- Body builder support group access
- Peace of mind knowing the custom job was done right by the pros at Mack

BodyLink III

Mack's BodyLink III electrical connector simplifies the installation of your body to the chassis. It integrates communication from your body to the truck ECU and is multiplexing-capable without the need to splice wires or compromise quality. Post block terminals are also conveniently located on top of the dash for additional connection points.

Body Builder Support Group

Mack simplifies support services with a focused body builder group that offers prompt access to Mack experts who can answer questions while spec'ing a truck or during the body upfit process. The group also fields inquiries after a vehicle is in service.








1-800-922-MACK
MackTrucks.com

©2024 Mack Trucks, Inc.

 facebook.com/MackTrucks

 twitter.com/MackTrucks

 youtube.com/MackTrucks

 linkedin.com/company/Mack-Trucks

 instagram.com/MackTrucks