

2025

# INTEGRA

**ACURA**  
PRECISION CRAFTED PERFORMANCE



## FEATURES & SPECIFICATIONS

### POWERTRAIN

ENGINE	A-SPEC™	ELITE A-SPEC™	ELITE A-SPEC™ MT	TYPE S™
Drivetrain	Front-wheel drive	Front-wheel drive	Front-wheel drive	Front-wheel drive
Engine type	1.5-litre inline 4-cylinder with Turbocharger	1.5-litre inline 4-cylinder with Turbocharger	1.5-litre inline 4-cylinder with Turbocharger	2.0-litre inline 4-cylinder with Turbocharger
Turbo type	Mono-scroll	Mono-scroll	Mono-scroll	Mono-scroll
Displacement (cc)	1498	1498	1498	1996
Horsepower <sup>1</sup> (@ rpm)	200 hp @ 6000 rpm	200 hp @ 6000 rpm	200 hp @ 6000 rpm	320 hp @ 6500 rpm
Torque <sup>1</sup> (lb.-ft. @ rpm)	192 lb.-ft. @ 1800-5000 rpm	192 lb.-ft. @ 1800-5000 rpm	192 lb.-ft. @ 1800-5000 rpm	310 lb.-ft. @ 2600-4000 rpm
Bore and Stroke (mm)	73.0 mm / 89.5 mm	73.0 mm / 89.5 mm	73.0 mm / 89.5 mm	86.0 mm / 85.9 mm
Valve train	16-valve, DOHC, VTEC®	16-valve, DOHC, VTEC®	16-valve, DOHC, VTEC®	16-valve, DOHC, VTEC®
Compression ratio	10.3:1	10.3:1	10.3:1	9.8:1
Fuel injection	Direct injection	Direct injection	Direct injection	Direct injection
Active exhaust valve				•
Idle stop	•	•	•	
Remote engine starter with vehicle feedback	•	•		

### TRANSMISSION

6-speed manual transmission (MT)			•	•
Continuously variable transmission (CVT)	•	•		
Redline (rpm)	6500	6500	6500	7000
Sequential SportShift® paddle shifters	•	•		
Final drive ratio	5.048:1	5.048:1	4.353:1	3.842:1

### FUEL ECONOMY

City/Hwy/Combined <sup>2</sup> (L/100 km)	8.1/6.5/7.4	8.1/6.5/7.4	8.9/6.5/7.8	11.1/8.3/9.9
Recommended fuel	Premium unleaded (91 Octane)	Premium unleaded (91 Octane)	Premium unleaded (91 Octane)	Premium unleaded (93 Octane)
Capless fueling system	•	•	•	•
Fuel tank capacity (L)	46	46	46	46

## CHASSIS

BRAKES	A-SPEC™	ELITE A-SPEC™	ELITE A-SPEC™ MT	TYPE S™
Brembo® front 4-piston braking system				•
Power-assisted, ventilated front/solid rear disc brakes	•	•	•	•
Electronic Parking Brake (EPB) with automatic brake hold	•	•	•	•

## DIMENSIONS

Stabilizer bars (mm, front/rear)	27.0 x 4.5 (tubular) / 18.0 (solid)	27.0 x 4.5 (tubular) / 18.0 (solid)	27.0 x 4.5 (tubular) / 18.0 (solid)	29.0 x 5.0 (tubular) / 20.5 (solid)
Steering ratio (deg.)	11.52:1	11.52:1	11.52:1	11.62:1
Steering wheel turns – lock-to-lock	2.17	2.17	2.17	2.11
Turning diameter, curb to curb (m)	11.6	11.6	11.6	12.1

## TIRES

Tire Pressure Monitoring System <sup>3</sup> (TPMS)	•	•	•	•
Tires	P235/40R18 91W	P235/40R18 91W	P235/40R18 91W	P265/30ZR19 93Y
Tire Repair Kit (TRK)	•	•	•	•

## WHEELS

18" aluminum-alloy wheels	•	•	•	
19" aluminum-alloy wheels				•

## CHASSIS – MISCELLANEOUS

Helical limited slip differential			•	•
Variable ratio electric power-assisted rack-and-pinion steering (EPS)	•	•	•	•
Integrated Dynamics System (IDS)	Comfort / Normal / Sport	Comfort / Normal / Sport / Individual	Comfort / Normal / Sport / Individual	Comfort / Sport / Sport+ / Individual
Dual axis strut front suspension				•
MacPherson strut front suspension	•	•	•	
Multi-link independent rear suspension	•	•	•	•
Adaptive Damper System		•	•	With sensor
Agile Handling Assist™	•	•	•	•

## SAFETY & DRIVER-ASSISTIVE TECHNOLOGY

### ACURAWATCH®

Adaptive Cruise Control (ACC) <sup>4</sup>	With Low-Speed Follow	With Low-Speed Follow	•	•
Auto high beam headlights	•	•	•	•
Blind Spot Information (BSI) system <sup>4</sup>	•	•	•	•
Collision Mitigation Braking System™ <sup>4</sup> (CMBS®)	•	•	•	•
Rear Cross Traffic Monitor (CTM) <sup>4</sup>	•	•	•	•
Forward Collision Warning (FCW) <sup>4</sup>	•	•	•	•
Lane Departure Warning (LDW) <sup>4</sup>	•	•	•	•
Lane Keeping Assist System (LKAS) <sup>4</sup>	•	•	•	•
Road Departure Mitigation (RDM) system <sup>4</sup>	•	•	•	•
Traffic Jam Assist <sup>4</sup>	•	•		

SAFETY & SECURITY	A-SPEC™	ELITE A-SPEC™	ELITE A-SPEC™ MT	TYPE S™
Advanced Compatibility Engineering™ (ACE™) body structure	•	•	•	•
Advanced front airbags (SRS)	•	•	•	•
Front side airbags	•	•	•	•
Front knee airbags	•	•	•	•
Rear outboard passenger's side airbags	•	•	•	•
Side curtain airbags	•	•	•	•
Rear seat reminder <sup>5</sup>	•	•	•	•
Seat belt reminder for all seating positions	•	•	•	•
Lower Anchors and Tethers for Children (LATCH)	Lower Anchors (2nd row outboard), Tether Anchors (2nd row all)	Lower Anchors (2nd row outboard), Tether Anchors (2nd row all)	Lower Anchors (2nd row outboard), Tether Anchors (2nd row all)	Lower Anchors (2nd row outboard)
Childproof rear door locks	•	•	•	•
Anti-lock Braking System <sup>4</sup> (ABS)	•	•	•	•
Brake Assist	•	•	•	•
Electronic Brake-force Distribution (EBD)	•	•	•	•
Vehicle Stability Assist <sup>4</sup> (VSA®) with Traction Control	•	•	•	•
Immobilizer theft-deterrent system	•	•	•	•
Security system	•	•	•	•
<b>DRIVER CONVENIENCE</b>				
Multi-angle rearview camera <sup>4</sup> with dynamic guidelines	•	•	•	•
Parking sensors <sup>4</sup>		•	•	•
Head-up display		•	•	•
Rear window defroster	•	•	•	•
Wipers	Variable intermittent	Rain-sensing	Rain-sensing	Rain-sensing
Driver attention monitor	•	•	•	•
Hill Start Assist <sup>4</sup>	•	•	•	•
<b>EXTERIOR</b>				
<b>LIGHTING</b>				
Jewel Eye® LED headlights	•	•	•	•
Chicane™ LED Daytime Running Lights (DRL)	•	•	•	•
LED fog lights	•	•	•	
LED headlights with auto-on/off	•	•	•	•
LED front turn signal indicators	•	•	•	•
Chicane™ LED taillights	•	•	•	•
LED brake lights	•	•	•	•
<b>SIDE MIRRORS</b>				
Heated power-adjusting side mirrors	•	Integrated turn signal indicators, reverse auto tilt-down	Integrated turn signal indicators, reverse auto tilt-down	Integrated turn signal indicators
Side mirror colour	Body-coloured	Body-coloured	Body-coloured	Body-coloured
<b>EXTERIOR – MISCELLANEOUS</b>				
A-SPEC™ exterior Sport Appearance Package	•	•	•	
Type S™ exterior Sport Appearance Package				•
Exhaust finisher	Dual-round	Dual-round	Dual-round	Triple centre
Splash guards	Front	Front	Front	

## INTERIOR

ACCESS	A-SPEC™	ELITE A-SPEC™	ELITE A-SPEC™ MT	TYPE S™
Keyless access system	•	With Acura Personalized Settings	With Acura Personalized Settings	•
<b>CARGO</b>				
Cargo area light	•	•	•	•
Cargo cover	•	•	•	•
<b>SEATS</b>				
Seat material	Leatherette	Leatherette with microsuede inserts (front), Leatherette (2nd row)	Leatherette with microsuede inserts (front), Leatherette (2nd row)	Leatherette with perforated Ultrasuede® inserts, Leatherette (2nd row)
Driver seat	8-way power adjustment	12-way power adjustment including 4-way power lumbar support	12-way power adjustment including 4-way power lumbar support	12-way power adjustment including 4-way power lumbar support
Passenger seat	4-way manual adjustment	4-way power adjustment	4-way power adjustment	4-way manual adjustment
Memory system for driver's seat and side mirrors		Two position	Two position	
Heated front seats	•	•	•	•
<b>REAR SEATS</b>				
Heated second-row seats		•	•	
60/40 split-folding rear seat	•	•	•	•
<b>STEERING WHEEL</b>				
Steering wheel-mounted controls	Heated, leather-wrapped, A-SPEC™ design	Heated, leather-wrapped, A-SPEC™ design	Heated, leather-wrapped, A-SPEC™ design	Heated, leather-wrapped, Type S™ design
Tilt and telescopic steering column	•	•	•	•
Steering wheel-mounted paddle shifters	•	•		
<b>WINDOWS</b>				
Acoustic laminate glass	Windshield	Windshield	Windshield	Windshield
Power moonroof with tilt feature and sliding shade	•	•	•	
Power windows with auto-up/down	Front	Front	Front	Front
<b>CLIMATE</b>				
Climate control	Dual-zone automatic climate control	Dual-zone automatic climate control	Dual-zone automatic climate control	Dual-zone automatic climate control
<b>LIGHTING</b>				
Ambient lighting	White	White with door accent	White with door accent	White with door accent
LED task lights	•	•	•	•
<b>INTERIOR – MISCELLANEOUS</b>				
Auto-dimming rearview mirror	•	•	•	•
Driver's and front passenger's illuminated vanity mirrors	•	•	•	•
A-SPEC™ interior Sport Appearance Package	•	•	•	
Type S™ interior Appearance Package				•
Active Noise Cancellation (ANC)		•	•	•
Active Sound Control (ASC)		•	•	•
<b>STORAGE</b>				
Seatback pockets	Passenger	Passenger	Passenger	Passenger
Tonneau cover	•	•	•	•

## AUDIO & CONNECTIVITY

AUDIO	A-SPEC™	ELITE A-SPEC™	ELITE A-SPEC™ MT	TYPE S™
Acura Premium Audio System	•			
ELS Studio® 3D Premium Audio System		•	•	•
Speakers	8	16 including subwoofer	16 including subwoofer	16 including subwoofer

## AUDIO & CONNECTIVITY – MISCELLANEOUS

7-inch touchscreen display	•			
9-inch touchscreen display		•	•	•
Apple CarPlay® <sup>4,5</sup> / Android Auto™ <sup>4,6</sup>	Wired	Wired/wireless	Wired/wireless	Wired/wireless
HD Radio™		•	•	•
SiriusXM™ <sup>7</sup>		•	•	•
Bluetooth® Streaming Audio <sup>4,8</sup>	•	•	•	•
Amazon Alexa Built-in <sup>8</sup>		•	•	
Wi-Fi hotspot capability <sup>6,9</sup>		•	•	
AcuraLink® <sup>4,6,10</sup> Connected Services		•	•	
10.2" meter display	•	•	•	•
USB device connectors <sup>5</sup>	1 USB-A 2.5A (Front)	1 USB-A 2.5A (Front) 1 USB-C 3.0A (Front) 2 USB-C 3.0A (2nd row)	1 USB-A 2.5A (Front) 1 USB-C 3.0A (Front) 2 USB-C 3.0A (2nd row)	1 USB-A 2.5A (Front) 1 USB-C 3.0A (Front)
Wireless phone charger (Qi-compatible) <sup>11</sup>		•	•	•
12-volt power outlet	Front console	Front console	Front console	Front console

## DIMENSIONS

### EXTERIOR

Curb weight (kg)	1415	1434	1399	1460
Gross vehicle weight rating (kg)	1850	1850	1820	1795
Ground clearance (mm)	128.99	128.99	128.99	122.75
Height (mm)	1410	1410	1410	1407
Length (mm)	4734.62	4734.62	4734.62	4730.3
Track – front/rear (mm)	1537.1 / 1566.6	1537.1 / 1566.6	1537.1 / 1566.6	1626.2 / 1614.3
Wheelbase (mm)	2736	2736	2736	2735
Width (mm)	1830	1830	1830	1900

### INTERIOR

Cargo volume – standard <sup>2</sup> (L)	688	688	688	688
Headroom – front/rear (mm)	956 / 925	956 / 925	956 / 925	981 / 925
Legroom – front/rear (mm)	1074 / 950	1074 / 950	1074 / 950	1074 / 950
Max seating capacity	5	5	5	4
Passenger volume (L)	2713	2713	2713	2752


- Horsepower and torque calculations reflect SAE net, Rev. 08/04, SAE J1349 procedures.
- Estimated fuel consumption based on Government of Canada's 5-cycle testing method. Your actual fuel consumption will vary based on driving habits and other factors – use for comparison only. For more information on 5-cycle testing, visit <http://vehicles.nrcan.gc.ca>.
- For optimal tire wear and performance, the pressure should be checked regularly with a tire gauge. Do not rely solely on the monitor system.
- None of the features we describe are intended to replace the driver's responsibility to exercise due care while driving. Drivers should not use handheld devices or operate certain vehicle features unless it is safe and legal to do so. Some features have technological limitations. For more comprehensive product and feature information, limitations and restrictions, please visit [www.acura.ca/disclaimers](http://www.acura.ca/disclaimers) and refer to your vehicle's Owner's Manual.
- Feature uses rear door sensors only. Sensors are designed to detect if a rear door was opened and closed since the last time the vehicle was turned off. Sensors do not detect the presence of rear-seat passengers or other items. Always check rear seats before exiting the vehicle.
- Only compatible with certain devices and operating systems. Devices, cables and adapters are not included and must be purchased separately. Cellular data and/or voice charges may apply, including roaming charges and/or other amounts charged by your wireless carrier.
- Only available in certain areas. Includes a no-charge trial of three months, beyond which service fees apply.
- Amazon, Alexa and all related marks are trademarks of Amazon.com, Inc. or its affiliates.
- New vehicles are equipped with a complimentary time or data trial period, whichever comes first. After the trial period, contact AT&T to purchase available data plans. 4G LTE connection speeds may vary by region.
- Subscription required. Complimentary trial – 4 years for Security, 90 days for Remote, 90 days for Concierge – included, after which fees, taxes and other charges will apply in order to continue subscription. The availability of certain cellular networks is required for AcuraLink to operate properly. Service interruptions may occur and/or vehicle system upgrades may be required if cellular network availability is compromised. Ask your dealer for full terms and conditions.
- Operation requires wireless mobile phone to be paired with the vehicle. Operation is dependent upon cellular data and/or voice connection availability and GPS satellite signal reception.
- Based on SAE J1100 cargo volume measurement standard.

# COLOURS

## EXTERIOR



Lunar Silver Metallic



Platinum White Pearl



Liquid Carbon Metallic



Majestic Black Pearl




Apex Blue Pearl

## INTERIOR




Ebony Leatherette




Ebony Leatherette with microsuede




Red Leatherette with microsuede



Ebony Leatherette with Black Perforated Ultrasuede®



Red Leatherette with Black Perforated Ultrasuede®



Orchid Leatherette with Black Perforated Ultrasuede®

EXTERIOR/INTERIOR COLOURS	A-SPEC™	ELITE A-SPEC™	ELITE A-SPEC™ MT	TYPE S™
Lunar Silver Metallic	Ebony Leatherette	Ebony Leatherette with microsuede	Ebony Leatherette with microsuede	Ebony Leatherette with Black Perforated Ultrasuede®
Platinum White Pearl	Ebony Leatherette	Ebony Leatherette with microsuede or Red Leatherette with microsuede	Ebony Leatherette with microsuede	Ebony Leatherette with Black Perforated Ultrasuede® or Red Leatherette with Black Perforated Ultrasuede®
Liquid Carbon Metallic	Ebony Leatherette	Ebony Leatherette with microsuede or Red Leatherette with microsuede	Ebony Leatherette with microsuede	Ebony Leatherette with Black Perforated Ultrasuede® or Red Leatherette with Black Perforated Ultrasuede®
Majestic Black Pearl	Ebony Leatherette	Ebony Leatherette with microsuede or Red Leatherette with microsuede	Ebony Leatherette with microsuede	Ebony Leatherette with Black Perforated Ultrasuede® or Red Leatherette with Black Perforated Ultrasuede®
Apex Blue Pearl				Ebony Leatherette with Black Perforated Ultrasuede® or Orchid Leatherette with Black Perforated Ultrasuede®