


# GMC

# RALLY/VANDURA

1984



TOUGH QUALITY TRUCKS WITH VALUE





# GMC RALLY

**VALUE PLUS VERSATILITY.** Over the years, the GMC Rally has become one of the most popular vehicles of its kind on the road. But that's not surprising when you consider all the things there are to like about a Rally. Such as its tasteful good looks and spacious interior. Or, all the things you can do with a Rally. Properly equipped, Rally can carry up to 12 people, haul 3,791 lbs of cargo or tow 12,500 lbs (includes vehicle, passengers, cargo and trailer).

For 1984, we've improved on Rally's quality virtues by adding some very practical new features. For instance: a choice of new available swing-out doors in place of the standard sliding door. Plus, added corrosion protection, body quality and appearance improvements, and seven new exterior paint colors, to name just a few.

**A LOT FOR YOUR MONEY... STANDARD**  
Rally offers you your money's worth with a long list of standard equipment. Consider: power brakes, power steering, radial tires (except 8600-lb GVWR G-3500 models), Delco Freedom battery, and 22-gal. fuel tank. Plus, automatic transmission with G-3500 models. And that's not all. Many other features are detailed on Page 10.

## WHICH RALLY IS FOR YOU?

There are three distinctive Rallies to choose from. Each offers a roomy, comfortable interior with standard seating for five passengers. Or, you can choose available seating for 8 in the G-2500/3500 Series, or for as many as 12 passengers in the G-3500 Series.

**RALLY.** The standard Rally is available on a 110" or 125" wheelbase in the G-1500 Series (not available in California), or on a 125" wheelbase in the G-2500 and G-3500 Series. The luxurious standard trim features front bucket seats and

handsome striped vinyl upholstery in a choice of Blue or Saddle Tan. All-around window glass provides impressive visibility. Other niceties include a handy parcel tray and a latched stowage compartment — all standard.

**RALLY CUSTOM.** This available trim package offers up-level styling and comfort for 125" models. Outside, it features a deluxe front appearance and chromed front and rear bumpers. The interior includes highback front bucket seats and a rear bench seat trimmed in custom dual-tone striped vinyl in a choice of Blue, Saddle Tan, Burgundy or Slate Gray. Other luxury features include deluxe instrument panel, wall-to-wall floor mats, embossed trim panels on doors and sidewalls, full-length headliner, and more.

**RALLY STX.** The top of the line for looks and luxury. The plush interior includes carpeting over the entire floor and on lower trim areas, extra insulation for temperature and sound control, and many other special touches. Deep-



Rally STX towing a trailer. Shown with available equipment.



Rally STX interior with available equipment

foam seating is covered in your choice of custom velour cloth or custom dual-tone striped vinyl in Blue, Saddle Tan, Mahogany (cloth only), Burgundy or Slate Gray.

Outside, the Rally STX front-end appearance differs with gasoline and diesel models. Special trim for all models includes distinctive side marker lamps, black-trimmed bright body side and rear moldings and chromed bumpers, front and rear. Rally STX is available only on the 125" wheelbase.

## RALLY... GREAT IN TIGHT PLACES

Rally is easy to handle and maneuver in parking lots, tight quarters and city streets. Ask your Dealer for a demonstration.

## IMPORTANT! A WORD ABOUT THIS CATALOG

We have tried to make this catalog as comprehensive and factual as possible and we hope you find it helpful. However, since the time of printing, some of the information you'll find here may have been updated. Also, some of the equipment shown or described throughout this catalog are available as factory-installed options, as dealer accessories and as specialized equipment from various independent suppliers at extra cost. Your dealer has details and before ordering, you should ask him to bring you up to date.

The right is reserved to make changes at any time, without notice, in prices, colors, materials, equipment, specifications and models. Check with your GMC Dealer for complete information.




Rally STX with available equipment. Tires are supplied by various manufacturers.



Quick-release seat mechanism



Rally STX instrument cluster with available equipment



Standard sliding side door



Available swing-out side doors



Standard seating for 5 in all series

Available seating for 8 in G-2500/3500\*

Available seating for 12 in G-3500\*

\* Standard on 7,400-lb GVWR van pooling model



# GMC VANDURA...QUALITY BUILT

**A GREAT BUY GETS BETTER.** Because we've been building vans for so long, we've learned a lot about what van buyers want, and we keep trying to put more of that know-how into Vandura. Not just to offer you a tough, roomy, dependable van. But to make Vandura a better quality value than ever.

Here's just a sampling of what we've done to keep Vandura out front in '84:

**NEW SWING-OUT SIDE CARGO DOOR OPTION** is available instead of the standard sliding door. The swing-out doors can be opened nearly 180° to permit close proximity to loading docks and buildings.

**NEW GALVANIZED STEEL HOOD PANELS** for improved corrosion protection.

**TOUGH SEMI-METALLIC FRONT DISC BRAKE LININGS** are now standard on all models.

**SEVEN NEW SOLID EXTERIOR PAINT COLOR CHOICES** and three new interior trim color selections for good looks and luxury

For more details on Vandura features, read Pages 6 through 12.

## COMPARE VANDURA QUALITY

On top of other improvements, we've made quality refinements that add plus value to Vandura. We invite you to examine the fit and match of the body panels and other construction details. We think you'll be impressed with what you see.

## JOB TOUGH AND JOB SIZED

Different jobs call for different vans. That's why we offer Vandura in 110"- and 125"-wheelbase models, plus a wide range of payload capacities. If it's extra space you're after, consider the 125"-wheelbase Vandura. Without the available front passenger seat, it offers a whopping 296 cu. ft. of maximum cargo area, not to mention a maximum load length of 14½ ft.

For extra-heavy hauling, there's a G-3500 model that can carry a payload of more than two tons. Whichever model you select, you can count on proven standard features to help you get the job done efficiently. For example, king-sized cargo door openings for convenient loading and unloading. For ease of driving, power brakes and power steering are standard on G-2500/3500 Vanduras.



Vandura has big muscle for towing trailers.

## GAS AND DIESEL MODELS

For '84, Vandura is available in both gasoline- and diesel-powered models. Your GMC Dealer can help you select an engine for the best combination of performance and fuel economy in your application.

Turn to Page 9 for engine details.

## VANDURA...EASY TO MANEUVER

Vandura is easy to handle and maneuver in tight places, around loading docks and on city streets. Power steering is standard on G-2500/3500 Vanduras.

## BIG MUSCLE FOR TOWING

A properly equipped Vandura can pull up to 12,500 lbs. That includes itself, passengers, cargo and trailer, which

can be a plus feature whether you use your Vandura for work or recreation.

Two available trailering equipment packages are offered. A light-duty package, available for all models, includes a 2,000-lb capacity deadweight trailer hitch. A heavy-duty trailering package, available for G-2500/3500 models, includes a 7,000-lb capacity weight-distributing hitch platform.

Ask your GMC Truck Dealer about equipment included in the packages and about additional equipment for trailering with Vandura. If you're into trailering in a big way, ask for a copy of the 1984 GMC Trailering Guide. It's packed with useful information that can help you select a model and the required equipment to handle the weight of your trailer and cargo.



125" wheelbase Vandura with standard sliding side door. Shown with available equipment



125" wheelbase Vandura with available swing-out doors. Shown with available equipment



# GMC VANDURA IS VALUE

**THE INSIDE STORY.** If you spend a lot of time behind the wheel it helps to have a comfortable working environment. And one that's good looking as well. That's why we think you'll like Vandura's very attractive interior for '84.

## EXTRA COMFORT IS STANDARD

Take that luxurious standard low-back driver's seat, for instance. It comes with practical, striped vinyl trim in your choice of Blue or Saddle Tan. Adding to the luxury are features like an outside-air-type heater/defogger, sunshade, partial headliner, and lustrous, painted door trim panels — all standard.

Other niceties include a sporty, two-spoke steering wheel, plus a convenient floor-mounted shift lever with manual

transmissions. A handy multi-function switch on the steering column provides fingertip control of directional signals, headlamp beam and windshield wipers/washers.

## AVAILABLE LUXURIES

If you prefer interior styling a cut above standard, consider the available high-back bucket driver's seat with standard vinyl trim.

Or go with the ultimate: a high-back bucket seat upholstered with custom vinyl in your choice of Black, Blue, Saddle Tan, Burgundy or Slate Gray. You can also order your Vandura with an available low- or high-back passenger seat to match the driver's seat.

## WINDOW OPTIONS

Choose from a wide selection of available factory-installed window configurations: • 6-window body glass • 2-window RH side body glass • LH swing-out side glass with swing-out glass for side cargo door(s) • Fixed or swing-out rear door glass • Tinted glass for all windows or windshield only • Deep-tinted glass for all windows rear of front doors, or with regular tinted rear door glass, plus regular tinted glass for windshield and front door windows • Power windows for front doors. (See illustrations of window options at bottom of this page.)

Available high-back driver and passenger seats with standard vinyl trim



Available high-back driver and passenger seats with available custom vinyl trim



Available swing-out side doors



Wide-opening rear cargo doors



Standard sliding side cargo door



Available window options



Vandura instrument cluster with available equipment

# MAGNAVAN



Magnavan with steel cargo body. Shown with available equipment.

## MAGNAVAN

**TRY ONE FOR S-I-Z-E.** When it comes to cargo space, Magnavan lives up to its name. Load capacities range up to a massive 570 cubic feet for the 146"-wheelbase model with available weight-saving aluminum van body. Or choose one of the 125"-wheelbase models; Magnavan offers sizes and capacities to fit a wide range of delivery needs (see chart below).

## SIZE UP THE FEATURES

All Magnavans come with a standard step-type rear bumper for convenient access to the load compartment. Big, wide rear door openings also help make loading and unloading less of a chore.

A 5.7 Liter V8 is standard on gasoline models. Or choose a diesel model with the 6.2 Liter V8 engine. Power steering,

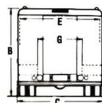
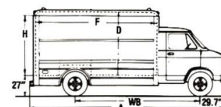
power brakes, and automatic transmission are standard for ease of handling in stop/start delivery operations.

## NEW STRENGTH FOR '84

Magnavan comes on strong with job-tough features like new galvanized steel hood panels for improved corrosion protection. Plus, engineering refinements that add strength and rigidity to aluminum van bodies. Magnavan continues to offer rugged, strap-type cargo door hinges for both steel and aluminum bodies. And, new rotary latches and push-button handles are added to rear doors in '84 for improved durability.

See the Value Van, Magnavan, and Forward Control Chassis Catalog for further details. Your GMC Dealer can advise you about special-order vocational options and other available equipment for Magnavan.

## G-3500 GMC MAGNAVAN DIMENSIONS



WHEELBASE	125-INCH			146-INCH	
	Steel	Aluminum	Steel	Aluminum	
Body	E34	E31	E36	E38	E39
Nominal Body Length	10'	10'	10'	12'	12'
Rear Wheels	Single	Dual	Dual	Dual	Dual
A-Overall Length	211.0"	211.0"	214.0"	235.0"	238.0"
B-Overall Height*	106.8"	106.8"	109.5"	106.8"	109.5"
C-Overall Width	82.5"	95.2"	95.8"	95.2"	95.8"
D-Van Height Inside	76"	76"	76"	76"	76"
E-Van Width Inside (Max)	77.5"	90.2"	90.2"	90.2"	90.2"
F-Van Length Inside	120.6"	120.6"	122.3"	144.6"	146.3"
G-Rear Door Opening Width	38"-74"	38"-78"	38"-85"	38"-78"	38"-85"
H-Rear Door Opening Height	69.4"	69.4"	69.6"	69.4"	69.6"
Cubic-Foot Capacity	406	469	475	564	570

\*This dimension varies depending on springs, tires and wheels.

# VANDURA SPECIAL CHASSIS



## VANDURA SPECIAL CHASSIS

**BUILT FOR SPECIAL BODIES.** Here's a rugged, easy-driving chassis designed for mounting specialized commercial bodies — everything from vans to utility rigs. It comes in gasoline models with a hard-working 5.7 Liter V8 engine standard. Diesel models feature the popular 6.2 Liter V8, an engine that offers impressive performance, especially in high-mileage or heavy-load applications. All models have automatic transmission, power brakes and power steering as standard equipment.

## GVWRs TO 10,500 LBS

Vandura Special Chassis is available in 125"-wheelbase models with single rear wheels at 7,400-lb GVWR (not available in California) and 8,600-lb GVWR. Other 125" models have dual rear wheels and GVWRs of 8,900 and 10,500 lbs. For larger bodies, there are 146" models with standard dual rear wheels and GVWRs of 8,900, 10,000 and 10,500 lbs (available February 1984). See the Value Van, Magnavan, and Forward Control Chassis Catalog for further details.

## RALLY CAMPER SPECIAL CHASSIS

If you're an RV enthusiast, check out our Rally Camper Special Chassis (not shown). Designed for mounting small motorhome bodies, it's available in gasoline and diesel models.

Choose from 125"-wheelbase models with single or dual rear wheels, or a 146" chassis with dual rear wheels. All models include power steering, power brakes, automatic transmission and front stabilizer bar. The cab back is open for entry into the motorhome body. Ask your dealer for GMC's RV Chassis Catalog.



# GMC BUILT TO STAY TOUGH

**THE VALUE STARTS DEEP DOWN.** Every Rally and Vandura model is built to deliver a full measure of durability and dependability.

Heading the list of rugged new features for '84 are galvanized steel hood panels for increased corrosion protection... tough semi-metallic front disc brake linings now included on all models... epoxy-bonded door hem flanges replacing spotwelds for enhanced exterior appearance.



## ANTI-CORROSION PROTECTION... ANOTHER STRONG POINT FOR '84

Extensive anti-corrosion measures help keep Rallys and Vanduras looking good. Here's how:

**SPECIAL METALS.** Corrosion-resistant steels, such as galvanized and zinc-coated steel, are used extensively in body construction.

**SPECIAL PRIMER.** Bodies are completely immersed in a vat of electrically charged primer (Elpo-Dip) to assure uniform application of primer and to coat hard-to-reach surfaces.

**SEALERS AND WEATHERPROOFING.** Sealers are applied to critical body joints. Weather stripping is applied around doors and windows. Under coating and aluminum wax preservative is applied in critical areas.

**QUALITY PAINT FINISH.** Lustrous, baked-on acrylic enamel is used for the finish coat, preceded by an anti-chip coating sprayed on lower body panel surfaces.

## TIME-PROVEN FEATURES

On top of all the new value improvements, Rally and Vandura continue to offer these time-proven standard features: • Solid Body-Frame Integral Construction for structural rigidity • Massive Girder-Beam Front Suspension helps provide a smooth ride • Two-Stage Multileaf Rear Springs provide firm support with a full load and an easy ride with a light load • Brakes Computer-Matched to GVWR • Delco Freedom II Battery never needs refilling

with water; side-mounted terminals help reduce corrosion • Delcotron Generator • High-Energy Ignition System on all gasoline engines provides strong/hot spark • Large-Capacity Radiator helps keep the engine cool in hot weather • 22-Gallon Fuel Tank (33-gallon tank available on 125"-wheelbase models).

# GMC GASOLINE OR DIESEL POWER

**NEW DIESEL MODELS.** For '84, we've made it easier to order diesel power and related equipment by offering new standard Rally and Vandura diesel models in the G-2500/3500 Series. From sound insulation to the electrical system, they are factory equipped to meet the special requirements of diesel operation (See Page 10, 11 and Back Cover for further details).

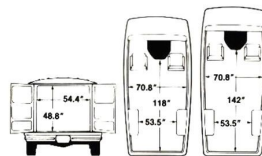
## TRUCK-TOUGH, 6.2 LITER DIESEL POWER

Standard engine for all diesel models is the 6.2 Liter V8, a proven powerplant that combines impressive performance and rugged dependability. Its fuel-scrubbing ability makes it an ideal engine for stop-and-go driving, city/suburban delivery work and other demanding applications. Because of its high torque output, the 6.2 diesel is a solid choice for hauling heavy loads and towing trailers. The economy of low maintenance interval requirements is an additional advantage.

The 6.2 diesel is naturally aspirated and features Ricardo Comet V combustion chambers for impressive combustion efficiency. Other features include:

**GLOW PLUG STARTING.** Each cylinder has a glow plug to pre-heat the combustion chamber for easy cold engine starting.

**NEW FUEL/WATER SEPARATOR.** Helps provide protection against water in fuel. Includes fuel filter, fuel heater, water-in-fuel and fuel filter change sensors with sending unit to a warning light on the instrument panel, and water drain capability.



## VANDURA DIMENSIONS

Vandura Model	Wheelbase in	Overall Length in	Load Length At Floor To Back of Seat in	Load Width, Max. in	Load Cap. Max. Ctr Pt	Load Length At Floor To Engine Housing in
G-1500	110	178.2	102.5	70.8	246	118
G-2500	125	202.2	126.5	70.8	296	142

protection • Front seat belts with automatic storage feature • Easy-to-operate parking brake system • Wet-arm windshield washer system for effective cleaning • Right- and left-hand outside rearview mirrors • Front and rear dome lamps • Stowage box and parcel tray • Wide cargo door openings for ease of entry and exit.

## OPTIONAL EQUIPMENT

Your Rally or Vandura can be factory-equipped with a wide range of available options. SEE PAGE 10, 11 AND BACK COVER FOR FURTHER INFORMATION.

**ENGINE BLOCK HEATER.** Helps make cold-weather starts easy.

**GEAR-DRIVEN FUEL INJECTION PUMP.** Provides impressive fuel control.

**5,000-MILE OIL AND FILTER CHANGE INTERVAL.** See Owner's Manual for conditions requiring more frequent change intervals.

## DIESEL MODEL STANDARD EQUIPMENT

Includes • 4-speed manual transmission with overdrive on G-2500 models • 66-amp Delcotron generator • Hydraulic power brakes • Engine oil cooler • Twin heavy-duty 550 CCA Delco Freedom batteries • Heavy-duty radiator • Dual exhaust system • 3,500-lb front suspension on 110"-wheelbase G-2500 Vandura models • 3,675-lb front suspension on 125"-wheelbase G-2500 models • Special sound insulation package • Special instrumentation • Diesel identification

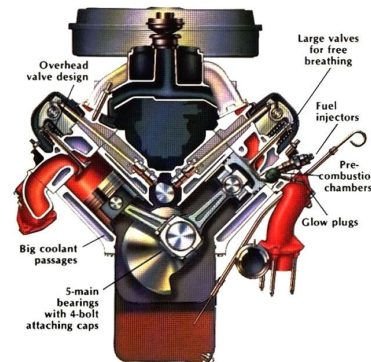
## GASOLINE ENGINES

**4.1 LITER I6.** An efficient in-line Six featuring a staged, 2-barrel carburetor and thermostatically controlled fan clutch.

**5.0 LITER V8 WITH ELECTRONIC SPARK CONTROL (ESC).** A high compression (9.2 to 1 ratio) engine that offers impressive horsepower, torque and fuel economy. ESC system helps control spark "knock." Another 5.0 Liter V8 without ESC is available in California.

**5.7 LITER V8.** A 350 cu. in. displacement engine that provides the added horsepower and torque recommended for towing medium and heavy-weight trailers. Features a staged, 4-barrel carburetor.

Ask your GMC Dealer for a Demonstration drive.



See 6.2 Diesel Catalog for more details  
See chart below for engine availability on various models.

## A WORD ABOUT ENGINES

Some GMC Light Duty Trucks are equipped with engines produced by other GM Divisions, subsidiaries or affiliated companies worldwide. See your dealer for details.

## ENGINES FOR RALLY, VANDURA, MAGNAVAN AND CHASSIS MODELS

	Light-Duty Certification (Under 8500-Lb GVWR)				Heavy-Duty Certification (8500-Lb GVWR and Over)	
	4.1L I6 GAS(1) (250 CID)	5.0L V8 ESC GAS (305 CID)(1)	5.7L V8 GAS(1) (350 CID)	6.2L V8 DIESEL (379 CID)(6)	5.7L V8 GAS(1) (350 CID)	6.2L V8 DIESEL (379 CID)(6)
Displacement/Type	LE3(2)	LE9(3)	LF3(4)	LS9(5)	L79	LL4
Engine Ordering Code	Rally/Vandura	Rally/Vandura	Vandura	Rally	Rally/Vandura	All
Model Availability	2-Bbl	4-Bbl	4-Bbl	4-Bbl	—	4-Bbl
Carburetor	3.88 x 3.53	3.74 x 3.48	3.74 x 3.48	4.0 x 3.48	3.98 x 3.82	4.0 x 3.48
Bore & Stroke, in	8.3 to 1	9.2 to 1	8.6 to 1	8.2 to 1	21.3 to 1	8.3 to 1
Compression Ratio	SAE Net Horsepower@RPM	Federal California	115@3600 110@3600	160@4400 155@4000	166@3800 155@3800	135@3600 130@3600
SAE Net Torque (Lbs/Ft)@RPM	Federal California	200@2000 200@1600	235@2000 —	275@1600 245@1600	240@2000 240@2000	250@2800 240@2800

(1) Produced by GM, Chevrolet Motor Division  
(2) Not available in California on Rally or G-3500 Vandura  
(3) Not available in California

(4) Available in California only  
(5) Not available in California on G-1500 Rally  
(6) Produced by GM, Detroit Diesel



# STANDARD & AVAILABLE EQUIPMENT FOR RALLY

TRIM LEVEL		RALLY (STD)	RALLY CUSTOM (ZM2)	RALLY STX (E94)
<b>EXTERIOR APPEARANCE</b>				
GRILLE/LAMP BEZELS	Light Argent Painted Molded Plastic Bezeles for Single Headlamps	S	—	—
	Light/Dark Argent Painted Molded Plastic Bezeles for Single Headlamps	—	S	S (1)
	Light/Dark Argent Painted Molded Plastic Bezeles for Dual Headlamps	—	—	S (2)
IDENTIFICATION	Front Fender	Bright Specific Nameplate with GMC Designation	S	S
	Grille	Black Nameplate with Bright "Diesel 6.2 Litre" Lettering	S (1)	S (1)
	LH Rear Door	Bright Applique GMC Letters	S	S
ORNAMENTATION	Body Side/Rear Moldings	Black Nameplate with Bright "Diesel 6.2 Litre" Lettering	S (1)	S (1)
	Bright Tail Lamp Bezeles	Black Plastic with Bright Trim	A	A
	Bright Trim on Headlamp Bezeles	Bright Plastic with Black Trim	A (3)	S
PAINT (See Data Book for Details)	Bright Trim on Side Marker Lights	—	—	S
	Bright Vent Window Division Posts	—	—	S
	Bright Vent Window Division Posts	—	—	S
WHEELS/WHEEL TRIM	Bright Metal Hub Caps	—	—	S
	Silver Painted Rally Wheels with Bright Hubs and Trim Rings (G-1500/2500 only)	A	A	A
	Special Bright Metal Wheel Covers	A	A	A
INTERIOR APPEARANCE	White Painted Conventional Wheels (includes spares)	S	S	S
	Floor/Stepwell Covering	—	—	—
	Full-Length Embossed Black Rubber Mats, Including Front Wheelhousings	S	—	—
HEADLINER & MOLDINGS	Full-Length Color-Keyed Rubber Mats, Including Front & Rear Wheelhousings	—	S	—
	Full-Length Color-Keyed Carpeting, Including Front & Rear Wheelhousings	A	A	S
	Lower Portion of Engine Housing Cover, and Vertical Walls of Door Stepwells	—	—	—
INSTRUMENT PANEL TRIM	Embossed Black Rubber Front Side Doors	A (4)	A (4)(5)	S
	Embossed Black Rubber Mats on Vertical Walls of Front Side Door Stepwells	A (4)	A (4)	S
	Safety Step Pads on Door Stepwells (ex. front side doors on Rally Custom diesel models)	S	S (1)	—
SEAT TRIM (See Data Book for Details)	Front Compartment Headliner of Perforated Hardboard (neutral-colored)	S	—	—
	Full-Length Headliner of Foam-Backed Cloth (State colored, except w/ Saddle Tan interior)	—	—	S
	Full-Length Headliner of Foam-Backed Cloth (fully color-keyed)	—	—	S
SPARE TIRE COVER	Garnish Molding Matching Headliner Color, including Windshield Pillars	—	S	S
	Rear Bumper, Side Door Bumpers, Rear Compartment Side Windows	—	—	—
	Instrument Panel	Solid Color	S	—
STEERING WHEEL TRIM	Color Treatment	Color-Keyed to Instrument Panel Solid Color	—	—
	Instrument Cluster	Color-Keyed to Instrument Panel Solid Color	—	—
	Bezel	Trimmed with Woodgrain Applique	—	S
TRIM PANELS	Black Applique with Bright Trim Below Instrument Cluster	—	S	—
	Black Applique with Bright Trim and Bright Lettering Specific to Trim Level on Right Hand Side of Instrument Panel	—	S	S
	Woodgrain Applique and Bright Trim with Woodgrain Insert for Central Area	—	S	S
COMFORT/CONVENIENCE/PROTECTION	Vinyl Trim	—	—	—
	Custom Vinyl Trim	A	A	S
	Choice of Custom Vinyl or Custom Cloth Trim	—	—	—
AIRBUSTERS	Black Vinyl (G-1500/2500 models)	—	—	—
	Color-Keyed Carpet (G-2500 models)	—	—	—
	Standard Wheel	Bright Emblem with Black GMC Lettering on Shroud	S	S
BUMPERS	Custom Wheel	Bright Trim and Red GMC Lettering on Shroud	A	A
	Body Color Embossed Metal on Front and Rear Side Doors	—	—	—
	Color-Keyed Vinyl-Coated Embossed Hardboard on Doors and Sidebars	—	—	—
DOOR COATS	Color-Keyed Self-Vinyl on Doors and Sidebars with Styling Coordinated with Seat Trim and Carpeting on Lower Areas	—	—	—
	Color-Keyed Plastic Rear Seat Armrest and Self Support Enclosures (except 4-passenger seat)	—	—	—
DOOR EQUIPMENT	LH/RH Front Side Doors, Padded	S	S	S
	LH/RH Rear Seats, Padded, includes Ashtrays with Covers	S	S	S
	Chromed Front and Rear	S	—	—
EXTERIOR LAMPS	Silver Painted Front and Rear	S	—	—
	Single LH Side, Front	S	—	—
	LH/RH Side, Rear	S	—	—
OTHER EQUIPMENT (See Data Book for details)	Extender Link for Standard Sliding Side Door (for additional body clearance)	A	A	A
	Mechanical Rear Door Stops (replaces standard strap-type stops)	A	A	A
	Swing-Out Rear Side Doors (replaces standard sliding door)	A	A	A
HEADLAMPS	LH/RH Dual Rectangular Conventional Type	—	—	S (2)
	LH/RH Single Rectangular Conventional Type	S	S (1)	—
	LH/RH Single Rectangular Halogen Type	A	A (1)	—
WINDSHIELD WIPERS/WASHERS	LH/RH Hi-Beam Halogen Type (lower units in dual lamp set-up)	—	—	A (2)
	Warning Buzzer (part of available auxiliary lighting package)	A	A	A
	Other As required by governmental regulation	S	S	S

# AVAILABLE ACCESSORIES

There are many items you can add to your GMC van to suit your personal tastes and needs. Choose from a wide range of available options, including dress-up paint and trim packages, air conditioning, styled wheels and much more. If you plan to use your van for business, trailer-towing or recreational travel, you may be interested in ordering performance or heavy-duty equipment. Your GMC Dealer can fill you in on what's available for extra-duty driving.

We've pictured some of the available comfort, convenience and appearance items on this page:

- 1 Comfortit steering wheel
- 2 Delco radios: AM, AM/FM, AM/FM stereo, AM/FM stereo with cassette tape player
- 3 Front air conditioning
- 4 Rear air conditioning
- 5 Electronic-type automatic speed control
- 6 Power door locks and/or power windows
- 7 Halogen headlamps
- 8 Rally wheels (G-1500/2500)
- 9 Bright metal wheel covers (G-1500/2500 Rally only)
- 10 Trailer Hitch
- 11 Travel bed seat (Rally only)

## A WORD ABOUT ASSEMBLY, COMPONENTS AND OPTIONAL EQUIPMENT IN THESE GMC PRODUCTS

The G-1500, G-2500, G-3500 Vans described in this brochure are assembled at facilities of General Motors Corporation operated by GM Assembly Division and GM of Canada. These vehicles incorporate thousands of different components produced by various divisions of General Motors and by various suppliers to General Motors. From time to time during the manufacturing process, it may be necessary, in order to meet public demand for particular vehicles or equipment, or to meet federally mandated emissions, safety and fuel economy requirements, or for other reasons, to produce GMC products with different components or differently sourced components than initially scheduled. All such components have been approved for use in GMC products and will provide the quality performance associated with the GMC name.

With respect to extra-cost optional equipment, make certain you specify the type of equipment you desire on your vehicle when ordering it from your dealer. Some options may be unavailable when your truck is built. Your dealer receives advice regarding current availability of options. You may ask the dealer for this information. GM also requests the dealer to advise you if an option you ordered is unavailable. We suggest that you verify that your truck includes the optional equipment you ordered, or if there are changes that they are acceptable to you.

These Vans are also available under the name Chevy Van and Sportvan (Series G10, G20, G30) and Cutaway Van and Hi-Cube Van (Series G30).



See Page 10 and Back Cover for option availability.

- S - Standard A - Available  
 1 - Diesel models only  
 2 - Gasoline models only  
 3 - Part of optional molding package  
 4 - Part of optional floor carpeting  
 5 - Standard on diesel models  
 6 - Available separately or together in Operating Convenience Package  
 7 - Standard on 7400-Lb GVWR G-3500 model  
 8 - Not available with No. 3 rear seat npr on 7400-Lb GVWR G-3500 model



# TECHNICAL INFORMATION

RALLY MODEL TYPE(1)		GASOLINE ENGINE				DIESEL ENGINE	
SERIES		G-1500(2)	G-2500	G-3500	G-3500/C6P	G-2500	G-3500/C6P
GVW RATING, LBS		5600,6000	6600	7400(3)	8600	6850	8600
PAYLOAD RANGE, LBS		1276-1943	2233-2350	2628-2720	3768-3791	2061-2094	3329-3424
ENGINES, LITER/TYPE	Standard	4.1 L6	4.1 L6(2)	5.7 V8	5.7 V8	6.2 V8	6.2 V8
	Available	5.0/5.7 V8	5.0 V8(2), 5.7 V8	—	—	—	—
TRANSMISSIONS	Standard	3-Spd Man(4)(5)	3-Spd Man(4)(5)	4-Spd Auto OD	3-Spd Auto	4-Spd Man OD	3-Spd Auto
	Available	3-Spd Auto(5) 4-Spd Auto OD	3-Spd Auto(5) 4-Spd Auto OD	—	4-Spd Auto OD	4-Spd Auto OD	4-Spd Auto OD
FRONT SUSPENSION	Type	Independent, Coil Springs				Independent, Coil Springs	
	Capacity, Lbs	3400	3400	3900	3900	3675	3900
FRT SPRING CAP (EA), LBS		1700	1700	1700	1950	1835	1950
FRT STABILIZER BAR	Standard	—	—	1.06" Dia	1.06" Dia	—	1.06" Dia
	Available	1.06" Dia	1.06" Dia	—	—	1.06" Dia	—
REAR SUSPENSION	Type	Salisbury Axle, Leaf Springs				Salisbury Axle, Leaf Springs	
	Axle Cap, Lbs	3500	3500	5700	5700	3500	5700
RR SPRING CAP (EA), LBS	Standard	1700	1700	2100	2700	1700	2700
	Available	—	2100	—	—	2100	—
SHOCK ABSORBERS	Standard	25 mm				25 mm	
	Available	32 mm				32 mm	
BRAKES, DISC/DRUM		Vac Power(6)	HD Vac Power	HD Vac Power	HD Vac Power	Hydraulic Power	
STEERING		Non-Variable Ratio Power				Non-Variable Ratio Power	
TIRES	Standard	P205/75R15	P225/75R15	8.75R-16.5D	8.75-16.5E	P235/75R15	8.75-16.5E
	Available	Various (consult your GMC dealer for details)					
FUEL TANK CAP, GALS	Standard	22				22	
	Available	33(7)				33	
BATTERY CCA	Standard	390 (5.7 V8); 405 (4.1 L6/5.0 V8)				Dual 550	
	Available	515				—	
GENERATOR, AMPS	Standard	37				66	
	Available	66				—	

CCA = Cold Cranking Amps

1 - Consult your GMC dealer for Vandura model data.

2 - Not available in California.

3 - Seating for 12 passengers is standard.

4 - Not available with 5.0L engine.

OD = Overdrive

5 - Not available with 5.7L engine.

6 - HD vacuum power brakes available.


7 - Requires 125" wheelbase for G-1500 models.

## PAINT SCHEMES AND EXTERIOR COLORS

Rally and Vandura models offer a choice of 10 standard solid-color paint schemes. If you'd like more distinction, you can order available Special or Deluxe two-tone paint treatments (see illustrations). These include body side and rear moldings and bright tail lamp trim\*. Available dual-tone beltline decal striping also can be ordered for Rally models. Another attractive option, exclusively for Rallys, is the available Exterior Decor Package. It includes a distinctive two-tone paint scheme, dual-tone beltline decal striping and bright wheel opening moldings. Plus, body side and rear moldings and bright tail lamp trim\*.

\* Except on Rally STX where already included.

### RALLY



Special Two-Tone Paint Scheme

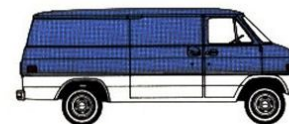


Deluxe Two-Tone Paint Scheme




Exterior Decor Package

### VANDURA



Special Two-Tone Paint Scheme




Deluxe Two-Tone Paint Scheme



Frost White Colonial Yellow Indian Bronze (M) Silver (M) Light Blue (M) Galaxy Blue Doeskin Tan Desert Sand (M) Apple Red Autumn Red (M) Polar White (Magnavan and Chassis models only)

The right is reserved to make changes at any time, without notice, in prices, colors, materials, equipment, specifications, and models. Check with your GMC Dealer for complete information.



**GMC TRUCK**  
**GOES FOR THE GOLD**



Official Truck  
of the XXIIIrd  
Olympiad  
Los Angeles  
1984

LET'S GET IT  
TOGETHER.

