

# CHEVY TRUCKS

1990 VANS / BLAZERS / SUBURBANS / S-10 COMPACT PICKUPS

1  
volume one





# THE '90 CHEVYS—A FAMILY PORTRAIT

All of the Chevrolet® light-duty truck lines for 1990 are represented in this photo—to let you know at a glance that the truck you want is at your Chevy® dealer's.

You are reading Volume One of the 1990 full-line truck story. This brochure contains separate, highly informative sections on Chevy S-10 Compact Pickups, Lumina APVs, passenger vans, Blazers and Suburbans. Volume Two, the Chevy Full-Size Pickup brochure (a full-size story all by itself), is a separate piece of product literature, also yours for the asking.

## CONTENTS

	Page
<b>Chevy Truck Highlights</b> . . . . .	2
<b>S-10® Compact Pickup</b> . . . . .	6
<b>Lumina® APV</b> . . . . .	22
<b>Astro® Passenger Van</b> . . . . .	30
<b>Sportvan</b> . . . . .	44
<b>S-10 Blazer®</b> . . . . .	54
<b>Full-Size Blazer</b> . . . . .	66
<b>Suburban®</b> . . . . .	76
<b>Trailer Information</b> . . . . .	86
<b>Additional Information</b> . . . . .	88

\* See the 1990 Full-Size Pickups brochure (1990 Chevy Trucks, Volume Two) for full information on the C/K and R/V full-size pickups.



**SPORTVAN**  
Base model.  
Luxury-level Beauville®  
trim (shown).  
Extended-Body models.

Tires supplied by various  
manufacturers.

**ASTRO PASSENGER VAN**  
Two-wheel-drive model  
(shown).  
All-wheel-drive  
(AWD) model (Available  
Nov. '89).  
2WD/AWD Extended-Body  
model (Available Feb. '90).  
All available in base  
(CS), CL or LT trim.

**LUMINA APV**  
FRONT-WHEEL-DRIVE  
Base model (shown).  
Luxury-level CL trim.

**COMPACT S-10 PICKUP**  
2WD AND 4X4  
Regular-Cab Long-Box  
(shown).  
Regular-Cab Short-Box.  
Maxi-Cab Short-Box.  
All available in base, Durango  
and luxury-level Tahoe trim.

**S-10 BLAZER**  
2WD AND 4X4  
Available in base, Tahoe and  
luxury-level Sport trim.

**FULL-SIZE BLAZER 4X4**  
Available in base  
(Scottsdale®) or luxury-level  
Silverado® trim (Silverado  
shown).

**SUBURBAN 2WD  
AND 4X4**  
Available in base  
(Scottsdale) or luxury-level  
Silverado trim (Silverado  
shown).

**FULL-SIZE PICKUP**  
2WD AND 4X4\*  
Regular-Cab Long-Box  
(shown).  
Regular-Cab Short-Box.  
Regular-Cab Sportside.  
Extended-Cab Long-Box.  
Extended-Cab Short-Box.  
Bonus/Crew-Cab Long-Box.  
All available in base  
(Cheyenne), Scottsdale or  
luxury-level Silverado trim.



**C**hevrolet's considerable offerings for '90 make it easy for you to pick the truck that will suit your life style—and your work style—to a T. Equally important, your Chevy will also suit your pocketbook, since Chevrolet traditionally offers you more than you expected for your money. That's because quality is more than a word at Chevrolet. It's a way of life.

Through the use of computer-aided design and many other high-technology techniques, the 1990 family of Chevy trucks is built to a high level of precision. Chevys benefit from state-of-the-art manufacturing processes, intensively trained assembly line personnel, top-grade materials and a team-concept quality-control system.


Beyond all that, each Chevy truck has the right product content to satisfy today's more demanding truck buyer. A prime example is the 4.3 Liter (262 Cu. In.) Vortec V6 engine that's standard in S-10 Blazer, Astro Passenger Van and S-10 Pickup 4x4. It gives each of these Chevy trucks the biggest engine in its class,\* plus Electronic Fuel Injection for easy starts and smoother performance. With EFI (standard equipment on all Chevy gas engines), fuel flow to the engine is automatically adjusted for changing altitude and atmospheric conditions.

The S-10 Pickup and S-10 Blazer with 4.3 Liter (262 Cu. In.) V6 power also have a Getrag-licensed 5-speed manual with overdrive. This transmission, which you might sooner expect to find in a sport car, features a floor-mounted shift lever with smooth, short throws and a lightweight aluminum housing.

\*Based on data available at time of publication. Excludes other GM products.



4.3 Liter (262 Cu. In.) Vortec V6 with Electronic Fuel Injection. Standard in S-10 Blazer, S-10 Pickup 4x4 and Astro, and optional in S-10 Pickup 2WD.



Getrag-licensed 5-speed manual transmission with overdrive. Standard with 4.3 Liter (262 Cu. In.) V6 in S-10 Blazer and S-10 Pickup.

Both S-10 trucks, as well as Sportvan, Suburban and the Full-Size Blazer, have a standard rear-wheel anti-lock (RWAL) brake system (operational in 2WD mode only). The RWAL system features a sensor at each rear wheel that is designed to monitor wheel speed. The RWAL system will automatically modulate the brakes as necessary (many times per second) to minimize rear-wheel skid.

The '90 Astro takes braking technology one step further, with a standard four-wheel anti-lock brake system (ABS). The ABS system features a sensor at each wheel that is designed to monitor wheel speed and sends that information to an electronic controller. When the controller senses that a wheel is about to lock, it will automatically control pressure to the Astro's front-disc and rear-drum power brakes as necessary (many times per second) to minimize wheel lockup. This assists the driver during high-deceleration conditions, whether the driver is braking the Astro on a straight hard top road or on a curve in the road.



A four-wheel anti-lock brake system (ABS) is standard in all 1990 Astro Passenger Van models.




The four-wheel-drive S-10 Pickup and S-10 Blazer have a standard "shift-on-the-fly" Insta-Trac™ 4x4 system. Insta-Trac allows shifting from freewheeling 2WD to 4WD High and back at any speed—no need to stop the vehicle, get out and lock the hubs manually.

Suburban, Full-Size Blazer and both S-10 trucks also have double-wall steel construction in the hood and front fenders, as does the S-10 Pickup's cargo-box tailgate.

Extensive anti-corrosion measures are taken in the manufacture of all Chevy trucks. As a result, the application of additional rustproofing is not required after you buy your new Chevy. New for '90: the extensive use of two-side-galvanized steel for most exterior body panels of Suburban and Full-Size Blazer.

Robotic welding of many frame pieces of the Lumina APV, S-10 Pickup, S-10 Blazer and Astro also contributes to the solid foundations of these vehicles as they proceed down the assembly line.

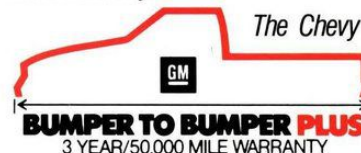

Double-wall steel construction in the hood and front fenders gives toughness and rigidity to S-10 Pickups, S-10 Blazers, Full-Size Blazers and Suburbans. The S-10 Pickup also has double-wall steel in its doors, cab rear upper panel, and pickup box sidewalls and tailgate.



An Insta-Trac™ "shift-on-the-fly" 4x4 system is standard equipment in S-10 Blazer and Pickup 4x4 models.



Astro, Suburban and Full-Size Blazer benefit substantially from a state-of-the-art painting process known as base-coat/clear-coat. The process is as follows: □ Selected steel panels are galvanized to resist corrosion. □ Zinc phosphate coating forms a bond between sheet metal and paint. □ The entire truck is immersed in an electrically charged ELPO primer. □ An anti-chip plastic coating is applied to lower panels. □ The first and second coats of color are applied in a dust-free environment. □ A final clear coat adds a deep wet-look shine that resists fading. Robotic application of paints helps ensure that fluids are evenly applied over the entire surface of the truck body.



The Chevy truck brag sheet goes on. But perhaps we need only add that every 1990 Chevy

light-duty truck is covered by Chevy's best warranty ever: the GM Bumper to Bumper Plus Warranty—a 3-year/50,000-mile security blanket that covers almost everything from front to back, road to roof. There are more details on this warranty on page 89. And your Chevy dealer can give you complete terms and conditions of this limited warranty.

In a word, Chevy trucks are designed right, built right and backed right. All of which should lead you to a rather significant conclusion this truck-buying year: Your Chevy dealer's is the place to make truck-buying decisions.

Every Astro, S-10 Pickup and S-10 Blazer has a glossy multi-layer finish with a deep wet-look shine. The layers include a zinc phosphate coating on the sheet metal, an electrically charged ELPO™ primer, an anti-chip plastic coating on lower body panels, two base coats of color and a clear coat.

**TODAY'S TRUCK IS CHEVROLET.™**





The high-tech  
2WD (or 4x4)  
with the biggest  
engine in its  
class.\*

\*Based on data available at time of publication. Excludes other GM products.



Regular-Cab Short Box.



Regular-Cab Long-Box.



Maxi-Cab Short-Box.

## CONTENTS

	Page
Product Highlights	8
Standard Equipment	16
Optional Equipment	16
Standard/Optional	
Trims	18
Interior/Exterior	
Colors	19
Dimensions	20
Specifications	20
Trailering	21

◀ S-10 Regular-Cab Long-Box Pickup 2WD with optional Tahoe trim and Conventional Two-Tone in Apple Red and Silver Metallic. Tires supplied by various manufacturers.



## STANDARD S-10 PICKUP AND S-10 EL MODEL

The standard 1990 S-10 Pickup shown below is a high-technology, beautifully styled compact truck with the work (and play) capability of some full-size pickups. The S-10 comes as either a two-wheel-drive (2WD) or four-wheel-drive (4x4) model. The four-wheel-drive S-10s have a patented Insta-Trac™ 4x4 system that lets you shift from freewheeling 2WD to 4WD High and back at any speed—no need to stop.

al power choices go all the way up to a 4.3 Liter (262 Cu. In.) Vortec V6—the biggest engine in compact pickups\*. This formidable powerplant is linked to a new-for-'90 Getrag-licensed 5-speed manual transmission with overdrive.

A properly equipped S-10 can tow up to three tons (6000 lbs.), including people, trailer and cargo.

The S-10 EL (Economy Leader), shown left, is Chevy's lowest-priced pickup and the most popular S-10 model.


\*Based on data available at time of publication. Excludes other GM products.



◀ S-10 EL Pickup in Frost White with optional silver Sunshine Striping. The S-10 EL is a Regular-Cab Fleetside S-10 2WD with a 6-foot-long cargo box and somewhat fewer amenities than standard S-10s, but the same great powertrain. There are several options available to personalize your S-10 EL, including Sunshine Striping, an AM radio, air conditioning and Rally Wheels. See your Chevy dealer for details.

▶ The standard S-10 Pickup interior (also in the S-10 EL) has a solid vinyl trim (shown in Blue). The full-width bench seat has a folding backrest for access to in-cab storage space.

▼ S-10 Pickup 2WD in Aspen Blue Metallic.







## S-10 MID-LEVEL DURANGO TRIM


The Durango optional trim package makes an already smart-looking pickup truck look appreciably smarter, from the outside on in.

### EXTERIOR

- Bright "Durango" nameplates with series designation on front fenders.
- Bright front bumper with black rub strips.
- Bright taillight trim.
- Bright trim on bumper rub strips.
- Bright trim on black grille.
- Bright hubcaps and wheel trim rings.
- Reflectorized "Chevrolet" tailgate lettering.

### INTERIOR

- Bright "Durango" nameplate on stowage box door.
- A choice of Custom Vinyl or Special Custom Cloth seat trim.
- Color-keyed carpeting for the entire floor area.
- Cigarette lighter.
- Deluxe steering wheel.
- Bright dome lamp trim.
- Headlamps-on warning buzzer.
- Gage package.
- Swing-out rear quarter windows (Maxi-Cab models only).
- Vanity mirror on passenger-side sun visor.
- Deluxe heater and defogger.



▲ S-10 Durango interior in Saddle with Custom Vinyl trim.

▲ S-10 Pickup 4x4 in Nevada Gold Metallic with optional Durango trim and other selected options. Tires supplied by various manufacturers.





## S-10 LUXURY-LEVEL TAHOE TRIM AND MAXI-CAB MODEL

The luxury-level Tahoe optional trim package, shown here with an S-10 Maxi-Cab model, includes all Durango option package items plus the additions or refinements listed below:

### EXTERIOR

- Bright "Tahoe" nameplates with series designation on front fenders.
- Black body-side moldings with bright trim.
- Bright wheel opening moldings.
- Rally Wheels and trim rings on 2WD models, black hub covers and trim rings on 4x4 models.
- Dual black exterior Below Eyeline mirrors.
- Black applique tailgate

trim with "Chevrolet" lettering.

### INTERIOR

- Bright "Tahoe" nameplate on stowage box door.
- Color-keyed carpeting for entire floor area and on cab back panel.
- Color-keyed cowl kick panels.
- Front color-keyed rubber floor mats.
- Special Custom Cloth inserts in door trim panels.
- Carpeted lower door panel insert with storage pocket, plus coin holder in LH door.

The Maxi-Cab interior shown below has optional front bucket seats and fold-down rear jump seats to comfortably seat four.

► S-10 Maxi-Cab cloth and vinyl interior in Garnet Red with optional Tahoe trim, optional front bucket seats and optional fold-down rear jump seats. If jump seats are not ordered, a 3-passenger front bench seat is standard and provides 18.4 cu. ft. of cargo space behind the seat.

► S-10 Maxi-Cab 4x4 in Garnet with optional Tahoe trim and other selected options. Tires supplied by various manufacturers.

▼ New-for-'90 S-10 instrument cluster has bolder, easier-to-read graphics and includes voltmeter, oil pressure and engine temperature gages and trip odometer. Other selected options shown.







## S-10 BAJA AND S-10 CAMEO

Baja, shown left, is a rugged off-road appearance package that's optional with S-10 4x4 Tahoe models. The Baja package includes:

- Specific paint applications: Midnight Black, Apple Red and Frost White.
- Unique graphics, including a red Chevy bowtie and "Baja" identification.
- Light bar with off-road lamps.
- Front grille guard with driving lamps.
- Tubular rear bumper.
- Switches in instrument panel for driving/off-road lamps.
- Black/chrome accent on wheels, headlight and tail-light bezels and grille.

Several other options are required for Baja. They include the top-level Tahoe interior trim, an underbody shield package and a suspension package.

Special Baja options include a cargo-net end-gate, white-lettered on-off-road P235/75R-15 steel-belted radial tires and brushed aluminum wheels.

The Cameo appearance package for the S-10 Pickup 2WD, shown below, comes in your choice of Apple Red, Frost White or Midnight Black solid exterior colors and has these additional striking exterior features:

- A wraparound front bumper fascia with fog lamps.
- Lower body ground-effects moldings.
- Wheel flares.
- A flush-fitting tailgate valance.
- "Cameo" lettering on doors and tailgate.






◀ S-10 Pickup 4x4 in Frost White with optional Baja off-road appearance package and optional brushed aluminum wheels. Tires supplied by various manufacturers. Note: The light bar on this truck is not a roll bar. The support won't protect you in an accident.

▶ S-10 Pickup 2WD in Apple Red with optional Cameo appearance package.



# STANDARDS OPTIONS

MODEL SELECTOR	MODELS	SEATING CAPACITY		DRIVES	WHEEL-BASE (IN.)	BOX SIZE	MIN./MAX. PAYLOAD (LBS.)*	MIN./MAX. GCW (LBS.)†
		STD.	OPT.					
	Regular-Cab Short-Box	3	2	2WD 4x4	108.3	6 ft.	879/1865 1060/1924	6000/9500 6000/9000
	Regular-Cab Long-Box	3	2	2WD 4x4	117.9	7 ft. 5 in.	812/1973 1020/1834	6000/9500 6000/9000
	Maxi-Cab Short-Box	3	2,4	2WD 4x4	122.9	6 ft.	713/1748 888/1799	6000/9500 6000/9000

\* Payload includes passengers, equipment and cargo.

† GCW (Gross Combined Weight) includes vehicle, trailer, people, cargo and equipment.

## STANDARD EQUIPMENT Standard Interior

- Armrest: Both doors padded
- Ashtray: Instrument panel
- Coat Hook: Passenger side
- Door Trim Panels: Color-keyed
- Floor Covering: Black rubber mat
- Gages and Switches: Gages—Speedometer, odometer, fuel, voltmeter, temperature and oil pressure. Switches—Lights, for interior, exterior and instrument panel. On steering column for direction signal, headlamp high and low beams, windshield washers/wipers, hazard warning. Heater fan and ignition with key-in warning buzzer. Door-operated dome and cab interior lamp switches
- Grab Handle: Over passenger door (4x4 models only)
- Headliner: Color-keyed
- Heater and Defogger: Outside-air-type
- Hood Lock Release: Inside-operated
- Insulation and Sound-Deadening Material: On dash panel, under floor mat, inside of doors, underside of roof and on headliner
- Lighter: Cigarette
- Lights: Instrument cluster and cab interior, dome light
- Mirror: 10" prismatic rear-view
- Power Steering (4x4 models)
- Radio: AM, electronically

tuned, with digital clock (except EL model)

- Safety Belts: All seating positions, with shoulder belts at front-seat outboard seating positions
- Seats: Full-width, full-depth foam vinyl bench with folding backrest
- Steering Wheel and Column: 15 1/4" soft black plastic 2-spoke wheel with black energy-absorbing column
- Stowage Box: RH side of instrument panel, with key lock
- Sunshades: Color-keyed RH and LH
- Tools: Jack and wheel wrench
- Warning Lights: Safety belt, service/parking brake, direction/hazard signal and high beam.

## Standard Exterior

- Bumper: Front, painted black, with parking lamps
- Glass: Tinted, all windows
- Grille: Molded plastic, painted argent
- Horn: Single, electric, high-note
- Hubcaps: Bright metal with black trim
- Lights: Backup lamps integral with tail lamps, rectangular headlamps, halogen-type
- Mirrors: Black painted RH and LH
- Molding: Windshield, black
- Pickup Box: Welded double-wall construction in box sides and tailgate; steel floor

## PREFERRED EQUIPMENT GROUPS

These convenient option packages make it easy to tailor the S-10 Pickup to your exact specifications and can save you money. You would pay appreciably more buying

all the options in a Preferred Equipment Group as individual options. (Savings based on comparison of Manufacturer's Suggested Retail Price of option packages versus M.S.R.P. of individual options purchased separately.)

### Preferred Equipment Group 1

### Preferred Equipment Group 2

Mirrors, Black  
Steering, Power (Std. 4x4)

### Preferred Equipment Group 3

Durango Trim Level

### Preferred Equipment Group 4

Radio: ETR AM/FM Stereo w/Seek-Scan and Digital Clock\*  
Wheels: Rally (2WD only)

### Preferred Equipment Group 5

Tahoe Trim Level  
Bumper: Chromed, Rear Step  
Lighting, Auxiliary  
Radio: ETR AM/FM Stereo w/Seek-Scan, Cassette Tape Player and Digital Clock\*  
Seats: Bucket, Custom Reclining High-Back (Maxi-Cab S-10 Pickup only)  
Seats: Jump, Rear (Maxi-Cab S-10 Pickup only)  
Tires: P205/75R-14 W/L (2WD only)\*  
Tires: P205/75R-15 W/L (4x4 only)\*  
Window: Sliding Rear

### Preferred Equipment Group 6

Bumper: Painted Rear Step, Black Console  
Engine: 2.8 Liter V6 (2WD only)\*  
Exterior, Blackout  
Instrumentation, Electronic  
Moldings: Wheel Opening, Black  
Radio: ETR AM Stereo/FM Stereo w/Premium Dual Rear Speakers, Seek-Scan, Cassette Tape Player w/Search-Repeat, Graphic Equalizer and Digital Clock  
Seats: Bucket, Custom High-Back (Regular Cab S-10 Pickup only)  
Shield Package, Underbody (4x4 only)  
Springs: Rear, Heavy-Duty  
Suspension Package (4x4 only)  
Suspension, Sport (2WD Regular-Cab S-10 only)  
Tires: P215/65R-15 W/L (2WD only)  
Tires: P235/75R-15 W/L On-Off Road (4x4 only)  
Wheels, Cast-Aluminum (4x4 only)


\* Upgrade allowed. † Receives C-Quam® AM stereo broadcasts. Most AM stereo stations across the country broadcast in C-Quam, but some do not. Check with your local stations for compatibility in your area.  
NOTE: See your Chevy dealer for Preferred Equipment Groups for S-10 EL, Baja and Cameo models.

SPECIAL MODELS & PACKAGES	TRIM LEVELS	SEAT TYPES			FABRICS	INTERIOR COLORS**
		Standard	Optional	Optional		
S-10 EL (See page 8) 4x4 Baja (See page 14) 2WD Cameo (See page 15)	Standard	Standard bench.	Optional buckets.	—	Standard Custom Vinyl; optional Custom Cloth.	Blue, Garnet Red, Charcoal and Saddle.
	Durango	Standard bench.	Optional buckets.	—	Standard Custom Vinyl; optional Custom Cloth.	Blue, Garnet Red, Charcoal and Saddle.
	Tahoe	Standard bench. Standard reclining front buckets††	Optional front buckets.	Optional reclining leather-trimmed front buckets††	Standard Custom Vinyl; optional Custom Cloth; optional Special Custom Cloth; optional leather trim.	Blue, Garnet Red, Charcoal and Saddle. (Leather-trimmed seats available with Maxi-Cab only in Charcoal and Saddle.)

\*\* Your choice of exterior color will determine your choice of interior color. See your Chevy truck dealer for details.

†† Maxi-Cab only.

▼ An optional auxiliary light package includes an inside rearview mirror with self-contained map-reading lights.



▲ Optional tinted sunroof (manually operated).



▲ The new-for-'90 Getrag-licensed 5-speed manual transmission with overdrive is standard with the 4.3 Liter (262 Cu. In.) V6 engine.

▲ The seat-back of the S-10 Regular Cab's standard rear bench seat folds forward for access to in-cab storage space.

▲ Optional Driver Convenience Group, consisting of Comfortilt steering wheel and intermittent windshield wipers.


## EXTENSIVE ANTI-CORROSION PROTECTION

The 1990 S-10 Pickup is carefully designed and built to resist corrosion, so the application of additional rustproofing is not required. Chevrolet's confidence in its extensive anti-corrosion protection is reflected in a new-truck warranty which includes 6-year/100,000-mile body-rust-through protection. See your dealer for terms and conditions of this limited warranty.



▲ Standard cargo hooks in every S-10 pickup box make easy work of tying down your dirt bike or other "payload."

▼ A standard lighted console in S-10 4x4 models lets the driver know at a glance which drive mode (2WD or 4x4) the truck is in.





# OPTIONS COLORS

## INDIVIDUALLY AVAILABLE OPTIONS (May be added to any Preferred Equipment Group if not already included.)

- ☐ Air Conditioning
- ☐ Battery, Heavy-Duty
- ☐ Bumper: Rear Step, Painted Black
- ☐ Bumpers: Chromed, Front and Rear, with Rub Strip (front bumper incl. w/Durango and Tahoe trim)
- ☐ Console, Center (requires front bucket seats)
- ☐ Cooling Systems: See page 86
- ☐ Driver Convenience Group: Comfortilt Steering Wheel and Intermittent Wipers
- ☐ Exterior, Blackout (headlamp bezels, grille, front bumper and tail lamp bezels)
- ☐ Exterior Colors: See page 19
- ☐ Floor Covering
  - Carpet: Full Floor (included with Durango or Tahoe trim)
  - Mats: Removable, Color-Keyed (requires Durango trim, incl. w/Tahoe trim)
  - Rubber: Full Floor, Charcoal (requires Durango trim)
- ☐ Glass, Deep-Tinted (incl. swing-out rear quarter windows in S-10 Maxi-Cab)
- ☐ Instrumentation, Electronic (N/A w/2.5 Liter EFI L4 engine)
- ☐ Mirrors
  - Exterior, Below Eyeline, Black (incl. w/Tahoe trim)
  - Lighted Visor, LH and RH
- ☐ Moldings
  - Body-Side and Wheel-Opening (incl. w/Tahoe trim)
  - Wheel-Opening, Black (incl. w/Tahoe trim or blackout exterior)
  - Wheel-Opening, Bright (incl. w/Tahoe trim, N/A w/blackout exterior)
- ☐ Operating Convenience Group: Power Door Locks

## and Power Windows

- ☐ Radio Equipment: See radios shown to your right
- ☐ Shock Absorbers: Heavy-Duty, Front and Rear (incl. w/2WD Sport Suspension)
- ☐ Speed Control, Electronic
- ☐ Sport Suspension (2WD only: incl. Rally Wheels, heavy-duty shock absorbers and power steering; requires P215/65R-15 W/L steel-belted radial tires)
- ☐ Steering, Power (std. on 4x4, incl. w/2WD Sport Suspension)
- ☐ Sunroof, Manual (requires sliding rear window when ordered w/Tahoe trim)
- ☐ Suspension Package (4x4 only: incl. Bilstein gas shocks, upsized torsion bar, jounce bumpers, stabilizer bar and wheel trim rings; requires heavy-duty rear springs and P235/75R-15 W/L steel-belted radial tires; N/A w/heavy-duty shock absorbers or heavy-duty front springs)
- ☐ Tires: See your Chevy dealer
- ☐ Trailing Equipment: See pages 21 and 86
- ☐ Wheels and Wheel Covers: See wheels shown to your right
- ☐ Window, Sliding Rear

## EXTERIOR TRIMS

**Standard.** Black front bumper, dark argent grille, "Chevrolet" lettering on tailgate, dual black outside mirrors, black windshield moldings, argent wheels.

**Durango.** Features beyond standard trim include: bright front bumper with black rub strips; bright trim on bumper rub strips, black grille and taillights; bright wheel trim rings; reflectorized "Chevrolet" tailgate lettering; bright "Durango" nameplates on front fenders.

**Tahoe.** Features beyond Durango trim include: black

body-side moldings with bright trim; bright wheel opening lip moldings; Rally Wheels on 2WD models, black hub covers and bright trim rings on 4x4 models; black door handles/locks; black applique tailgate trim and bright "Chevrolet" lettering; Rally wheels on 2WD models, argent Wheels with black hub centers on 4x4 models, bright "Tahoe" nameplates on front fenders.

## INTERIOR TRIMS

**Standard.** Custom Vinyl bench seat with full-depth foam and folding backrest; color-keyed door trim panels with padded armrests; an embossed, color-keyed headliner; sound insulation in the dash, doors, roof and floor; side-window defoggers; embossed black rubber floor mat; passenger grab handle (4x4 models); AM radio.

**Durango.** Features beyond standard trim include: a choice of Custom Vinyl or Custom Cloth bench seat; color-keyed carpeting for the entire floor area; a Deluxe, color-keyed steering wheel; bright "Durango" nameplate on stowage box door.

**Tahoe.** Features beyond Durango trim include: color-keyed carpeting on cab back panel; color-keyed cowl kick panels; visor mirror on RH sun visor; Custom Cloth inserts in door trim panels; carpeted lower door panel insert with storage pocket, plus coin holder in LH door; full, color-keyed cloth headliner; full instrumentation including trip odometer; additional insulation and sound-deadening materials.



Standard ETR AM radio with digital clock (except EL model).



Optional ETR AM/FM stereo radio with premium dual rear speakers, Seek and Scan and digital clock.



Optional ETR AM/FM stereo radio with premium dual rear speakers, Seek and Scan, stereo cassette tape player and digital clock.



Optional ETR AM stereo/FM stereo radio with premium dual rear speakers, Seek and Scan, graphic equalizer and digital clock, plus stereo cassette tape player with Search and Repeat.



Standard 14" wheels (2WD) with optional trim rings.



Optional Rally Wheels (2WD).



Standard 15" wheels (4x4) with optional trim rings.



Optional cast-aluminum wheels (4x4).



Wheels included in optional Baja package.

Tires supplied by various manufacturers.

## INTERIOR & EXTERIOR COLOR AVAILABILITY

TRIM LEVEL Seat Type	INTERIOR COLORS			
	Blue	Charcoal	Garnet	Saddle
<b>STANDARD INTERIOR</b>				
Custom Vinyl Bench Seat	<input type="checkbox"/>	<input type="checkbox"/>	<input type="checkbox"/>	<input type="checkbox"/>
Custom Cloth Bench Seat	<input type="checkbox"/>	<input type="checkbox"/>	<input type="checkbox"/>	<input type="checkbox"/>
Custom Vinyl High-Back Bucket Seats (with Reclining Seat-Backs in Maxi-Cab Models)	<input type="checkbox"/>	<input type="checkbox"/>	<input type="checkbox"/>	<input type="checkbox"/>
<b>DURANGO INTERIOR</b>				
Custom Vinyl Bench Seat	<input type="checkbox"/>	<input type="checkbox"/>	<input type="checkbox"/>	<input type="checkbox"/>
Custom Cloth Bench Seat	<input type="checkbox"/>	<input type="checkbox"/>	<input type="checkbox"/>	<input type="checkbox"/>
Custom Vinyl High-Back Bucket Seats (with Reclining Seat-Backs in Maxi-Cab Models)	<input type="checkbox"/>	<input type="checkbox"/>	<input type="checkbox"/>	<input type="checkbox"/>
Special Custom Cloth Reclining High-Back Bucket Seats (Maxi-Cab Models Only)	<input type="checkbox"/>	<input type="checkbox"/>	<input type="checkbox"/>	<input type="checkbox"/>
<b>TAHOE INTERIOR</b>				
Custom Vinyl Bench Seat	<input type="checkbox"/>	<input type="checkbox"/>	<input type="checkbox"/>	<input type="checkbox"/>
Custom Cloth Bench Seat	<input type="checkbox"/>	<input type="checkbox"/>	<input type="checkbox"/>	<input type="checkbox"/>
Custom Vinyl High-Back Bucket Seats (with Reclining Seat-Backs in Maxi-Cab Models)	<input type="checkbox"/>	<input type="checkbox"/>	<input type="checkbox"/>	<input type="checkbox"/>
Special Custom Cloth High-Back Bucket Seats (with Reclining Seat-Backs in Maxi-Cab Models)	<input type="checkbox"/>	<input type="checkbox"/>	<input type="checkbox"/>	<input type="checkbox"/>
Leather-Trimmed Reclining High-Back Bucket Seats (Maxi-Cab Models Only)	<input type="checkbox"/>	<input type="checkbox"/>	<input type="checkbox"/>	<input type="checkbox"/>

SOLID EXTERIOR COLORS*	RECOMMENDED INTERIOR TRIM COLORS			
Black, Midnight	<input type="checkbox"/>	<input type="checkbox"/>	<input type="checkbox"/>	<input type="checkbox"/>
Blue, Aspen (Metallic)*	<input type="checkbox"/>	<input type="checkbox"/>	<input type="checkbox"/>	<input type="checkbox"/>
Blue, Royal (Metallic)*	<input type="checkbox"/>	<input type="checkbox"/>	<input type="checkbox"/>	<input type="checkbox"/>
Brown, Woodlands (Metallic)*	<input type="checkbox"/>	<input type="checkbox"/>	<input type="checkbox"/>	<input type="checkbox"/>
Garnet†	<input type="checkbox"/>	<input type="checkbox"/>	<input type="checkbox"/>	<input type="checkbox"/>
Gold, Nevada (Metallic)*	<input type="checkbox"/>	<input type="checkbox"/>	<input type="checkbox"/>	<input type="checkbox"/>
Gray, Steel (Metallic)*	<input type="checkbox"/>	<input type="checkbox"/>	<input type="checkbox"/>	<input type="checkbox"/>
Red, Apple	<input type="checkbox"/>	<input type="checkbox"/>	<input type="checkbox"/>	<input type="checkbox"/>
Wheat†	<input type="checkbox"/>	<input type="checkbox"/>	<input type="checkbox"/>	<input type="checkbox"/>
White, Frost	<input type="checkbox"/>	<input type="checkbox"/>	<input type="checkbox"/>	<input type="checkbox"/>

\*Ask your Chevy truck dealer for information on Conventional, Special and Deluxe Two-Tone combinations, plus body striping. †Not available with Baja or Cameo optional appearance packages.

SEAT AVAILABILITY Seat Type	REGULAR-CAB TRIM LEVELS			MAXI-CAB TRIM LEVELS		
	Standard	Durango	Tahoe	Standard	Durango	Tahoe
Custom Vinyl Bench Seat	Std.	Std.	Std.	Std.*	Std.*	Std.*
Custom Cloth Bench Seat	Opt.	Opt.	Opt.	Opt.*	Opt.*	Opt.*
Custom Vinyl Bucket Seats	Opt.	Opt.	Opt.	Opt.	Opt.	Opt.
Special Custom Cloth Bucket Seats	NA	NA	Opt.	NA	Opt.	Opt.
Leather-Trimmed Reclining Bucket Seats	NA	NA	NA	NA	NA	Opt.

Std. = Standard. Opt. = Optional. NA = Not available. \*Rear jump seats not available.



\*Available only as a second color. Ask your Chevy dealer for information on the S-10 Pickup's many optional Two-Tone paint schemes.

## OPTIONAL TWO-TONES



Conventional Two-Tone includes body-side moldings at the crease line with secondary color applied below.



Special Two-Tone includes striping at the beltline with secondary color applied below.



Deluxe Two-Tone includes secondary color between the beltline and the crease line.



# SPECIFICATIONS / DIMENSIONS / TRAILERING

## SPECIFICATIONS

	2WD S10 EL	2WD S-10	4x4 S-10
Engine—Liter (cu. in.)	2.5 (151) EFI L4	4.3 (262) EFI V6	
Front Suspension—Type	Independent—Coil Springs	Ind. Driving Axle	
—Axle Ratio	—	2.73	
Rear Suspension—Type	Two-Stage Multileaf	—	
—Axle Ratio	3.73	2.73	
Brakes—Disc/Drum, Rear-Wheel Anti-Lock Brake System*	Power	Power	
Electrical—Battery	525 CCA		
—Generator	96 Amp	85 Amp	
Fuel Tank—Capacity	13.2 Gal.	20.0 Gal.	
Steering	Manual	Power	
Transmission	5-Speed Manual w/OD		
Transfer Case	—	NP 231	
Tires—All-Season Radial	(4) P195/75R-14 (1) T135/80D-15	(5) P195/75R-14 —	(5) P205/75R-15 —
—Compact Spare			
Wheels	(4) 14" x 6" (1) 15" x 4"	(5) 14" x 6"	(5) 15" x 6"

\* Operates in 2WD mode only.

## ENGINE SPECIFICATIONS

Displacement—Liter (cu. in.)	2.5 (151) L4	2.8 (173) V6*	4.3 (262) V6*
Engine Ordering Code	LN8	LL2(A)	LB4
Bore and Stroke (in.)	4.00 x 3.00	3.50 x 2.99	4.00 x 3.48
Compression Ratio	8.3 to 1	8.9 to 1	9.3 to 1
SAE Net Horsepower @ RPM	94 @ 4400	125 @ 4800	160 @ 4000
SAE Net Torque (lb.-ft.) @ RPM	130 @ 3200	150 @ 2400	230 @ 2800

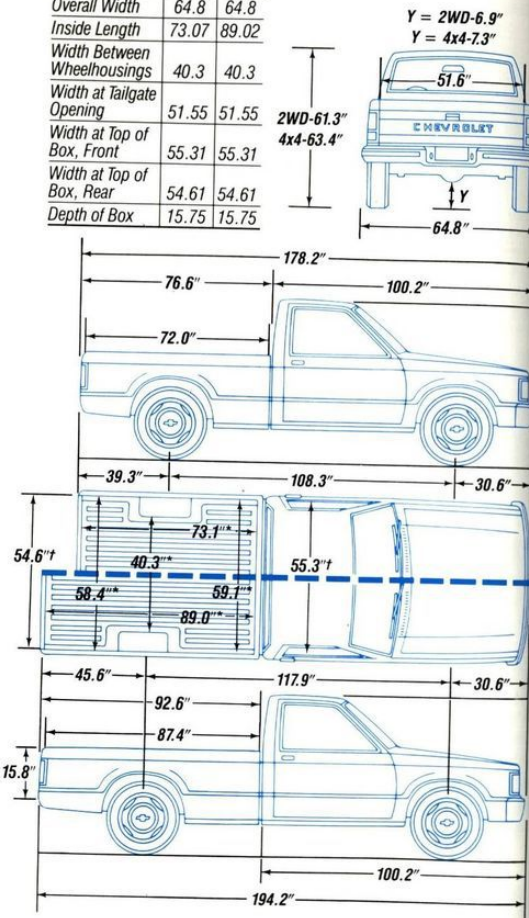
(A) Produced in U.S., Canada and Mexico. \* Not available in S-10 EL model.

## POWER TEAMS

	S-10 Pickup 2WD	Maxi-Cab 2WD	S-10 Pickup 4x4	Maxi-Cab 4x4
L4 2.5 (151) Engine	STD.	STD.	NA	NA
V6 2.8 (173) Engine (A)	OPT.*	OPT.	NA	NA
V6 4.3 (262) Engine	OPT.*	OPT.	STD.	STD.
5-Speed Manual Transmission w/OD	STD.	STD.	STD.†	STD.†
4-Speed Automatic Transmission w/OD	OPT.*	OPT.	OPT.	OPT.

STD. = Standard. OPT. = Optional. NA = Not available. (A) Produced in U.S., Canada and Mexico. \* Not available S-10 EL model. † New-for '90 Getrag-licensed 5-speed manual transmission with overdrive.

PICKUP BOX DIMENSIONS (IN.)	SHORT BOX	LONG BOX
Overall Length	76.60	92.60
Overall Width	64.8	64.8
Inside Length	73.07	89.02
Width Between Wheelhousings	40.3	40.3
Width at Tailgate Opening	51.55	51.55
Width at Top of Box, Front	55.31	55.31
Width at Top of Box, Rear	54.61	54.61
Depth of Box	15.75	15.75



\* Measured inside at floor.

† Measured at top between flanges.

## TRAILERING SPECIAL PACKAGES

If you intend to tow a light trailer (up to 2000 lbs. gross weight) with your new S-10 Pickup, an optional Trailering Special Package is not required. However, an optional heavy-duty radiator, rear step bumper and light-duty 5-wire wiring harness are required. The step bumper also requires the installation of a 1½"-

able as an accessory. The 5-wire harness (RPO U89) has a male-female connector and a pigtail that must be spliced into the trailer wiring harness. This allows the S-10's electrical system to activate your trailer lights and other electrical systems.

If you intend to tow a medium trailer (up to 4000 lbs. gross weight) or a heavy trailer (up to 6000 lbs. gross weight), heavy-

duty Trailering Special Package RPO Z82 is a required option. (This Z82 option is also required, regardless of gross trailer weight, if your trailer tongue weight exceeds 400 lbs.) RPO Z82 includes a weight-distributing platform hitch receiver which is bolted to the S-10's undercarriage. RPO Z82 includes a heavy-duty 7-wire wiring harness that is spliced into your trailer wiring harness connector.

See the chart below—Required/Recommended Trailering Equipment—for Trailering Special Packages and other trailering options. To help you in ordering, Regular Production Option (RPO) numbers are listed.

Note that, although S-10 Pickups can be purchased with manual transmissions for towing purposes, Chevrolet strongly endorses the 4-speed

automatic transmission for towing.

If you prefer to use Gross Combination Weight Ratings (GCWRs) to determine the engine, transmission and rear axle ratio you will require for towing, see the GCWR chart on page 87. Other important trailering information is available in the Owner's Manual of every 1990 Chevy truck.

## REQUIRED/RECOMMENDED TRAILERING EQUIPMENT

(Required Trailering Equipment Shown in Red)

Trailer Classification	Light	Medium	Heavy
Maximum Gross Trailer Weight (lbs.)*	2000	4000	6000 5500†
Maximum Tongue Load	200	500	750 700
Chevy Truck Series	2WD S-10	4x4 S-10	2WD S-10 4x4 S-10
Trailering Special Package	—	—	Z82 Z82
5-Wire Wiring Harness	U89	U89	—
7-Wire Wiring Harness (incl. in RPO Z82)	—	—	X X
Deadweight Hitch—Rear-Step Bumper	V43/VB3**	V43/VB3**	—
Weight-Distributing Hitch Platform (incl. in RPO Z82)	—	—	X X
Minimum Engine			
Std. 2.5L (151 Cu. In.) 4-cyl. engine w/EFI	LN8	—	—
Opt.†† 4.3L (262 Cu. In.) V6 w/EFI	—	LB4	LB4
4-Spd. Automatic Transmission w/Overdrive	MX0	MX0	MX0
Minimum Rear Axle Ratio (to 1)	3.73	3.08	3.08 (5000) 3.08 (4500)
			3.42 (6000) 3.42 (5500)
Engine Oil Cooler	—	—	KC4 KC4
Transmission Oil Cooler	—	—	V02 V02
Heavy-Duty Radiator	V01	V01	—
Below Eyeline Outside Rearview Mirrors	—	D44	D44
Heavy-Duty Shock Absorbers, Front and Rear	—	F51	F51
Electronic Speed Control	—	K34	K34
Power Steering	—	N40	Std.

\* Maximum gross trailer weight includes all passengers and cargo in the S-10 Pickup plus any cargo in the trailer. † Gross trailer weight is reduced by 1000 lbs. if P235/75R-15 tires are used.

\*\* RPO V43: Painted Rear Step Bumper; RPO VB3: Chrome (hitch ball not included). †† Standard on 4x4 models.

NOTE: Model and driveline combinations must be verified by your local dealer for correct emissions equipment.



# LUMINA APV

*A front-wheel-drive multi-purpose vehicle for families with a real sense of style.*



Standard Lumina APV.

## CONTENTS

	Page
Product Highlights . . .	24
Standard Equipment . .	26
Optional Equipment . .	26
Standard/Optional	
Trims . . . . .	28
Dimensions . . . . .	28
Interior/Exterior	
Colors . . . . .	29
Trailer . . . . .	29

◀ Lumina APV in Dark Blue Metallic. Tires supplied by various manufacturers.





## STANDARD LUMINA APV AND TOP-LEVEL LUMINA APV CL

▼ The easy-to-read, easy-to-reach instrument panel in both the Lumina APV and Lumina APV CL. Comfortilt steering wheel and air conditioning are part of the CL trim level.



The Lumina® APV was created for people who want especially sporty family transportation—plus a lot of people-carrying and cargo-hauling versatility.

You have two Lumina APVs to choose from: the base model, shown below, and the optional Lumina APV CL (Custom Luxury trim), shown left.

In addition to its avant-garde looks and remarkably carlike ride, this all-new Chevy all-purpose vehicle has the standard equipment to perform with significantly more enthusiasm than traditional front-wheel-drive minivans. Namely, a 3.1 Liter

(191 Cu. In.) V6 engine with Electronic Fuel Injection, a 3-speed automatic transmission, an aggressive Sport suspension, power steering and power brakes.

Inside, the Lumina APV offers family-size comfort, a standard stereophonic sound system, and standard, body-embracing, reclining front bucket seats. Optional lightweight modular seats with quick releases can be individually removed for 2-, 5-, 6- or 7-place seating. The resulting cargo space, easily accessible through the sliding side door or rear lift-hatch, ranges from 16.5 cu. ft. to 111.2 cu. ft.



▲ Lumina APV with luxury-level CL trim, including Deluxe wheel covers and Custom Two-Tone in Silver Metallic and Medium Gray Metallic.

▲ The luxury-level CL interior trim features a plush cloth on seats and door panels. Optional 7-passenger seating shown.


► Lumina APV's standard 5-passenger interior has reclining front bucket seats, a removable center-row bench, and Scotchgard™ Fabric Protector on the upholstery for stain resistance and easy cleanup.

► The standard Lumina APV, shown here in Maroon Metallic, has a resilient, rustproof composite body wrapped around a high-strength steel frame.





# STANDARDS / OPTIONS

MODEL SELECTOR	MODELS	SEATING CAPACITY		DRIVE	WHEELBASE (IN.)	MAX. CARGO SPACE
		STD.	OPT.			
	Lumina APV	5	2,6,7	Front-wheel drive	109.8	111.2 cu. ft.

## LUMINA APV STANDARDS

### Lumina APV

- ☐ All-season steel-belted radial tires (P205/70R-14 blackwall)
- ☐ Base-coat/clear-coat paint finish
- ☐ Delco AM/FM stereo with Seek and Scan, Extended Range Sound system and digital clock
- ☐ Dual sport outside rear-view mirrors (LH remote, RH manual)
- ☐ Front-bucket cloth seats with integral adjustable head restraints, reclining seat-backs, in-board armrests and net storage pockets in back
- ☐ Full carpeting
- ☐ Full wheel covers
- ☐ Gage cluster with tachometer
- ☐ Power brakes
- ☐ Power steering
- ☐ Rear lift-gate
- ☐ Rear-window wiper/washer system
- ☐ Scotchgard™ Fabric Protector
- ☐ Second-row, 3-passenger, folding/removable bench seat
- ☐ Side-window defoggers
- ☐ Sliding side door
- ☐ Sport suspension
- ☐ Three-speed automatic transmission
- ☐ Tinted glass
- ☐ 3.1 Liter V6 engine with Electronic Fuel Injection.

## Lumina APV CL

### In addition to or replacing Lumina APV features, the CL offers:

- ☐ Air conditioning
- ☐ Auxiliary lights (map lights in the mini-console, a dome override switch, a rear dome reading lamp and an under-hood lamp)
- ☐ Comfortilt steering wheel
- ☐ Deluxe wheel covers
- ☐ Modular seating (three individually removable center-row seats)
- ☐ Plush cloth on seats and door panels
- ☐ Two-Tone paint.

## EXTENSIVE ANTI-CORROSION PROTECTION

The 1990 Lumina APV is carefully designed and built to resist corrosion, so the application of additional rustproofing is not required. Chevrolet's confidence in its extensive anti-corrosion protection is reflected in a new-truck warranty which includes 6-year/100,000-mile body-rust-through protection. See your dealer for terms and conditions of this limited warranty.

## LUMINA APV

### Preferred Equipment Group 1

Air Conditioning  
Lighting, Auxiliary  
Steering Wheel, Comfortilt

1	2
<input type="checkbox"/>	<input type="checkbox"/>
<input type="checkbox"/>	<input type="checkbox"/>
<input type="checkbox"/>	<input type="checkbox"/>

### Preferred Equipment Group 2

Floor Mats: Color-Keyed, Front and Rear  
Mirrors: Sport, Twin Remote  
Power Door Locks (includes tailgate)  
Power Windows  
Radio: ETR AM/FM Stereo w/Extended Range Sound System, Seek-Scan, Cassette Tape Player and Digital Clock  
Speed Control: Electronic with Resume Speed

<input type="checkbox"/>
<input type="checkbox"/>
<input type="checkbox"/>
<input type="checkbox"/>
<input type="checkbox"/>
<input type="checkbox"/>

## LUMINA APV CL

### Preferred Equipment Group 1

Floor Mats: Color-Keyed, Front and Rear  
Mirrors: Sport, Twin Remote  
Power Door Locks (includes tailgate)  
Power Windows  
Radio: ETR AM/FM Stereo w/Extended Range Sound System, Seek-Scan, Cassette Tape Player and Digital Clock  
Speed Control: Electronic with Resume Speed

1
<input type="checkbox"/>
<input type="checkbox"/>
<input type="checkbox"/>
<input type="checkbox"/>
<input type="checkbox"/>

## TRIM LEVELS

### Lumina APV

Standard reclining front bucket seats.

### Lumina APV CL

Standard reclining front bucket seats.

## SEAT TYPES

Standard center-row folding bench seat (3-passenger, removable).

Standard modular (individually removable) center-row seats for three passengers.

## FABRICS

Cloth.

Custom Cloth.

## INTERIOR COLORS\*

Dark Blue, Maroon, Gray, Light Brown.

Dark Blue, Maroon, Gray.

\* Your choice of exterior color will determine your choice of interior color. See your Chevy truck dealer for details.



▲ The standard multi-function lever provides handy controls for intermittent wipers, washers, directional signals and high/low beam. Shown with optional electronic speed control, available only with Comfortilt steering wheel.

▼ The Lumina APV CL has a standard Comfortilt steering wheel that quickly adjusts to the individual driver's preferred position (optional in the standard Lumina APV).

▲ Optional power windows and power door locks (tailgate lock included).

▼ Optional electrically remote controlled outside rearview mirrors make LH and RH mirror adjustments easy.



▲ Optional six-way power driver's seat with reclining seat-back (CL only).

▲ A handy rear-window washer/wiper system is standard equipment on all Lumina APVs.





# OPTIONS / DIMENSIONS / TRAILERING / COLORS

## EXTERIOR TRIMS

**Standard.** Front and rear bumpers painted body color; APV nameplates; composite halogen headlamps; 14" wheel covers; P205/70R-14 blackwall all-season steel-belted radial tires; dual sport outside rearview mirrors (LH remote, RH manual).  
**Lumina APV CL.** Features beyond standard trim include: argent body accents; bright body-side moldings; Deluxe wheel covers; Custom Two-Tone paint; Lumina APV CL nameplates.

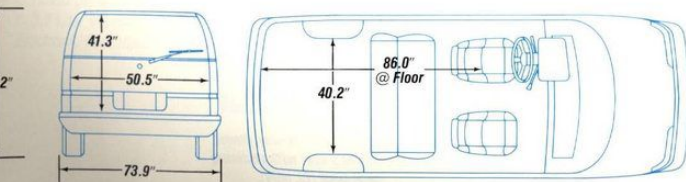
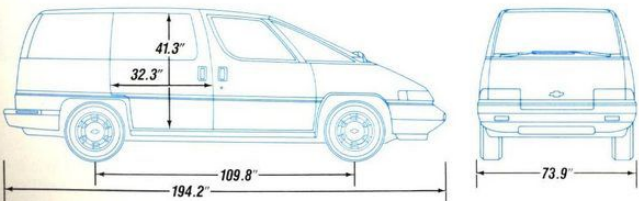
## INTERIOR TRIMS

**Standard.** Front-bucket cloth seats with integral adjustable head restraints, reclining seat-backs, in-board armrests and net storage pockets in back; LH and RH door-mounted armrests; center instrument-panel console with cup-holder, cigarette lighter, ashtray and storage compartments; coat hooks; glove-box and ashtray lamps; tinted glass on all windows.  
**Lumina APV CL.** Features beyond standard trim include: Push cloth on seats and door panels; air conditioning; 3-passenger modular seating in the middle-row seats (modular seats fold for easy removal or storage); auxiliary lights; Comfortilt steering wheel.

## INDIVIDUALLY AVAILABLE OPTIONS

- (May be added to any Preferred Equipment Group if not already included.)
- ☐ Air Conditioning (standard in Lumina APV CL)
  - ☐ Defogger: Electric, Rear-Window
  - ☐ Glass: Side-Window, Deep-Tinted
  - ☐ Load-Leveling Suspension (includes built-in air pump for inflating tires and other inflatables)—requires optional 15" cast-aluminum wheels
  - ☐ Power Door Locks, including Tailgate
  - ☐ P195/70R-15 Black-Letter All-Season Radial Tires (tire chains should not be used on Lumina APVs equipped with P195/70R-15 tires because they could cause damage to this vehicle)
  - ☐ Seating
    - 6-Passenger Modular Seating (Lumina APV only)
    - 7-Passenger Modular Seating
    - 6-Way Power Driver's Seat
  - ☐ Wheels, Cast-Aluminum (15").

## DIMENSIONS



◀ Standard ETR AM/FM stereo radio with premium dual rear speakers, Seek and Scan and digital clock.



◀ Optional ETR AM/FM stereo radio with premium dual rear speakers, Seek and Scan, stereo cassette tape player and digital clock.



◀ Optional ETR AM stereo/FM stereo radio with premium dual rear speakers, Seek and Scan, compact disc player and digital clock.



◀ Lumina APV full wheel covers.

◀ Lumina APV CL deluxe wheel covers.

◀ Optional cast-aluminum wheels.

## LUMINA APV TRAILERING INFORMATION

If you intend to tow a light trailer (up to 2000 lbs. gross weight) with your new Lumina APV, an optional Trailering Package is not required. However, optional Electronic Speed Control (Regular Production Option K34) and inflatable rear shock absorbers (Regular Production Option G67) are recommended.

A deadweight trailer hitch, 1 7/8"-diameter trailer hitch ball and 5-wire wiring harness are available from outside suppliers. The wiring harness will splice into your Lumina APV's electrical system, allowing the vehicle's electrical system to activate your trailer lights and other electrical systems.

The chart below indicates the Lumina APV's trailering capacity, plus the standard and optional equipment designed to make your Lumina APV a thoroughly satisfactory towing vehicle.

**NOTE:** The maximum gross trailer weight for Lumina APV is based upon a Gross Combined Weight (GCW) of 6050 lbs. The GCW equals the weight of the towing vehicle, including passengers and cargo and the loaded trailer. The Gross Axle Weight Ratings (GAWRs) and Gross Vehicle Weight Ratings (GVWRs) must not be exceeded, and trailer tongue weight must be included in the total vehicle weight.

TRAILER CLASSIFICATION	Light
Maximum Gross Trailer Weight (lbs.)	2000/1400
Maximum Tongue Load (lbs.)	200
Deadweight Trailer Hitch	AOS
Trailer Hitch Ball (1 7/8"-dia.)	AOS
Light-Duty 5-Wire Wiring Harness	AOS
Std. Engine	3.1L V6
Std. Transmission	3-Spd. Auto.
Std. Axle Ratio (to 1)	3.18
Std. Tire Size	P205/70R-14
Std. Generator	100 Amp
Std. Steering	Power
Std. Brakes	Power
Optional Inflatable Rear Shock Absorbers	RPO G67
Optional Electronic Speed Control	RPO K34

AOS = Available from outside supplier.

Based on the GCW, to tow a 2000-lb. trailer, no more than two passengers and no cargo may be in the vehicle. Alternatively, up to six people may ride in the vehicle while towing up to a 1400-lb. trailer.



## LUMINA APV CL CUSTOM TWO-TONE

The Custom Two-Tone included in the optional Lumina APV CL trim package has decal striping at the beltline and secondary color below the beltline.



## LUMINA APV

### INTERIOR & EXTERIOR COLOR AVAILABILITY

TRIM LEVEL	INTERIOR COLORS			
	Dark Blue	Light Brown*	Gray	Maroon
Seat Type				
Cloth High-Back Reclining Bucket Seats	<input type="checkbox"/>	<input type="checkbox"/>	<input type="checkbox"/>	<input type="checkbox"/>
SOLID EXTERIOR COLORS				
	RECOMMENDED INTERIOR TRIM COLORS			
Black (Metallic)			<input type="checkbox"/>	<input type="checkbox"/>
Blue, Dark (Metallic)	<input type="checkbox"/>		<input type="checkbox"/>	
Blue, Medium (Metallic)	<input type="checkbox"/>			
Gray, Medium (Metallic)			<input type="checkbox"/>	<input type="checkbox"/>
Maroon (Metallic)		<input type="checkbox"/>	<input type="checkbox"/>	<input type="checkbox"/>
Silver (Metallic)	<input type="checkbox"/>		<input type="checkbox"/>	<input type="checkbox"/>
White	<input type="checkbox"/>	<input type="checkbox"/>	<input type="checkbox"/>	<input type="checkbox"/>

\*Available March 1990.

## LUMINA APV CL

### INTERIOR & EXTERIOR COLOR AVAILABILITY

TRIM LEVEL	INTERIOR COLORS		
	Dark Blue	Gray	Maroon
Seat Type			
Custom Cloth High-Back Bucket Seats	<input type="checkbox"/>	<input type="checkbox"/>	<input type="checkbox"/>
CUSTOM TWO-TONE EXTERIOR COLORS			
	RECOMMENDED INTERIOR TRIM COLORS		
Black (Metallic)/Maroon (Metallic)		<input type="checkbox"/>	<input type="checkbox"/>
Black (Metallic)/Gray, Medium (Metallic)		<input type="checkbox"/>	<input type="checkbox"/>
Blue, Dark (Metallic)/Silver (Metallic)	<input type="checkbox"/>	<input type="checkbox"/>	
Blue, Dark (Metallic)/Blue, Medium (Metallic)	<input type="checkbox"/>		
Gray, Medium (Metallic)/Silver (Metallic)		<input type="checkbox"/>	<input type="checkbox"/>
Silver (Metallic)/Gray, Medium (Metallic)		<input type="checkbox"/>	<input type="checkbox"/>



# ASTRO PASSENGER VAN

The towing, hauling, people-moving "van that can" does even more in 1990. Read on.



Regular-Body Astro.



Extended-Body Astro.



Regular-Body All-Wheel-Drive.



Extended-Body All-Wheel-Drive.

## CONTENTS

	Page
Product Highlights	32
Standard Equipment	38
Optional Equipment	38
Standard/Optional	
Trims	40
Interior/Exterior	
Colors	41
Dimensions	42
Specifications	42
Trailer	43

◀ Astro CS with optional Sport package, including Custom Two-Tone in Ivory White and Onyx Black. See page 41 for details. Tires supplied by various manufacturers.



## STANDARD ASTRO TRIM, MID-LEVEL ASTRO CL TRIM AND EXTENDED- BODY ASTRO

The standard Astro CS, shown below, stands very tall among mid-size vans. It boasts one of the largest engines—a 150-HP 4.3 Liter (262 Cu. In.) Vortec V6—and correspondingly impressive power and torque.

Comfort is definitely standard aboard the Astro CS. The high-back front bucket seats have soft, durable vinyl trim, as does the center 3-passenger bench seat. (An optional third-row bench seat expands seating capacity to eight.)

A properly equipped Astro also has a great capacity for towing: three tons (6000 lbs.), including people, cargo and trailer. What's more, it can carry up to eight people with available seating, and pack a formidable amount of cargo. A properly equipped Astro has a GVWR (Gross Vehicle Weight Rating) of 5600 lbs. (includes passengers, equipment and cargo).

The new-for-'90 Extended-Body Astro in Custom Luxury (CL) trim is shown left (available Feb. '90). It not only has 10 inches more cargo space behind the third-row bench seat than a regular-body Astro, but also some highly noticeable CL embellishments, including wall-to-wall color-keyed carpeting, an air dam with fog lamps, and much more.



► Astro CS vinyl interior in Saddle with standard front bucket seats and center bench seat.

▼ Astro CS in Sunset Gold Metallic.



▲ Extended-Body Astro CL with Deluxe Two-Tone in Deep Red Metallic and Sterling Silver.

◀ Astro CL interior in Gray with Custom Cloth seat trim. (Custom Vinyl is also available at no extra charge, if you prefer an all-vinyl trim.) Shown with optional third-row bench seat, behind which you can load up to 41.3 cu. ft. of cargo.







## ASTRO LUXURY-LEVEL LT TRIM AND ALL-WHEEL- DRIVE ASTRO

◀ All-Wheel-Drive Astro LT with Special Two-Tone in Smoke Blue Metallic and Catalina Blue Metallic and optional aluminum wheels. Tires supplied by various manufacturers.

Astro LT interior in Blue. All seats have reclining seat-backs, and the standard middle rear seating unit and optional fold-down center snack trays with convenient cup pockets. Each snack tray will fold back to create a seat-back for a middle passenger. (The inside armrests also fold back flush with the seat-back.) ▶

▼ The '90 Astro LT instrument panel has a larger glove box, bolder, easier-to-read graphics, plus gage package, trip odometer and Luxury Sport steering wheel. Shown with optional electronic instrumentation and AM/FM stereo radio with Seek and Scan, cassette tape player and digital clock, plus other options.

LT is short for "Luxury Touring," which means the Astro LT is as good as Astro gets. The LT shown here is also a new-for-'90 AWD (All-Wheel-Drive) model (available Nov. '89). (See page 37 for full details on the AWD system.)

panel with gage package, trip odometer and Sport steering wheel; and a rear beverage carrier (with optional 7-or 8-passenger seating).

Luxury touches found only in the Astro LT include:

- Aircraft-style, wide, reclining, contoured front bucket seats with adjustable head restraints and individual armrests.
- Plush, new-for-'90, Maui velour fabric on all seats and trim panels.
- Interior velour fabric unique to LT, in Dark Blue and Saddle.
- Fold-down center snack trays with convenient cup pockets.
- Luxury Sport steering wheel.
- All seats have reclining seat-backs (front, middle and rear rows).

On the outside, the luxury Astro model gives you your choice of special solid colors or Two-Tone paints unique to LT (solid colors are listed on page 41), plus a unique color stripe at the beltline, a set of color-coordinated Rally Wheels, and "LT" nameplates on the door pillars.

On the inside, Astro LT has many embellishments in common with the mid-level Astro CL, including: carpeted kick panels; an upgraded instrument







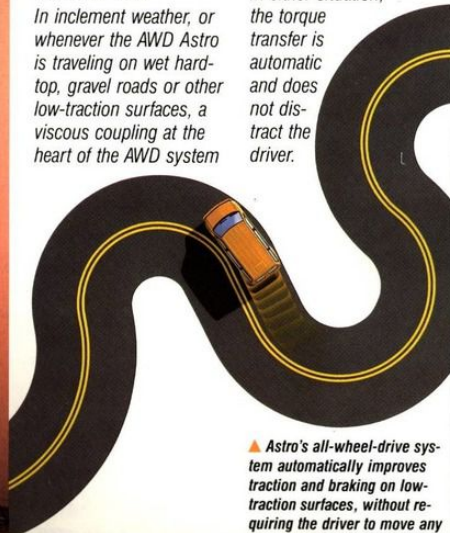
## THE ASTRO ALL-WHEEL-DRIVE SYSTEM

Chevy is proud to announce 1990 Astro models (available Nov. '89) with an advanced, new all-wheel-drive (AWD) system, featuring a computer-controlled 4-wheel anti-lock brake system. AWD works full-time and does not require the driver to move any levers or switches to activate it. It automatically improves Astro's traction and braking under normal driving conditions by splitting the torque from Astro's engine and sending 35% to Astro's front wheels and 65% to its rear wheels. This torque ratio also maintains Astro's rear-drive "feel".

In inclement weather, or whenever the AWD Astro is traveling on wet hardtop, gravel roads or other low-traction surfaces, a viscous coupling at the heart of the AWD system

automatically varies the front-to-rear torque ratio as required for optimal traction.

Here's how it works. If, at any given moment, the moving AWD Astro's front wheels have a better grip on the road than its rear wheels, some or all of the torque from the rear wheels will be transferred to the front wheels (depending on degree of traction loss), where the torque can be used. In the opposite situation, with the front wheels losing traction, some or all of their torque will be transferred to the rear wheels. In either situation, the torque transfer is automatic and does not distract the driver.



▲ Astro's all-wheel-drive system automatically improves traction and braking on low-traction surfaces, without requiring the driver to move any levers or switches.


▲ All-Wheel-Drive Astro CL with Deluxe Two-Tone in Mojave Beige and Sunset Gold Metallic.

## ASTRO'S STANDARD FOUR-WHEEL ANTI-LOCK BRAKE SYSTEM

Every 1990 Astro Passenger Van has a standard four-wheel anti-lock brake system (ABS).

The ABS system features a sensor at each wheel that is designed to monitor wheel speed and sends that information to an electronic controller. When the controller senses that a wheel is about to lock, it will automatically control pressure to the Astro's front-disc and rear-drum power brakes as necessary (many times per second) to minimize wheel lockup. This assists the driver during high-deceleration conditions, whether the driver is braking the Astro on a straight, hardtop road or on a curve in the road.

In addition to improving vehicle stability while braking, Astro's ABS system also improves the driver's ability to steer around obstacles, even during hard braking. The ABS is also quick to adjust to rapidly changing braking surfaces—a situation the driver faces when braking begins on a dry surface and continues onto a wet surface.



▲ Astro's four-wheel anti-lock brake system enhances traction, whether the Astro is braked on a straightaway or a curve in the road.



# STANDARDS | OPTIONS

## MODEL SELECTOR



\*GVW (Gross Vehicle Weight) includes weight of vehicle, passengers, equipment and cargo. <sup>†</sup>GCW (Gross Combined Weight) includes vehicle, trailer, people, cargo and equipment.

## STANDARD EQUIPMENT

### Interior

- Armrests: LH, RH
- Ashtray: On engine cover console
- Coat Hooks: LH and RH side
- Door-Operated Dome Lamp
- Floor Covering: Color-keyed carpeting
- Gages and Switches: Gages—Speedometer, odometer, fuel, voltmeter, oil pressure, engine temperature and trip odometer
- Switches—Lights, for interior, exterior and instrument panel. On steering column for direction signals, headlamp, high and low beams, windshield washers/wipers, hazard warning. Heater fan and ignition with key-in warning buzzer
- Headliner: Color-keyed, full-length, cloth
- Heater and Defogger: Outside-air-type with side window defoggers
- Hood Lock: Inside release
- Insulation and Sound-Deadening Material: On dash panel, under floor mat, inside engine cover
- Lights: Instrument cluster and front and rear dome
- Radio: AM, electronically tuned, with digital clock
- Safety Belts: All seating positions, with shoulder belts in front and at all out-board mid and rear seating

### Exterior

- Bumpers: Front and rear, paint lower body color
- Doors: Driver and passenger front side doors, sliding RH side cargo door, RH and LH rear load doors
- Grille: Molded plastic, painted black, with bright Chevrolet logo
- Horn: Dual, electric, high- and low-note
- Hubcaps: Bright metal with black trim

- positions except at sliding side door
- Seats: High-back front buckets for driver and passenger plus center 3-passenger bench. All with vinyl trim
- Spare Tire Carrier: Under floor
- Steering Column and Wheel: 15 1/4" black vinyl wheel; black energy-absorbing steering column
- Stowage Boxes: One in engine cover extension with beverage holder and one in LH rear quarter area
- Tinted Glass, all windows
- Tools: Scissors-type jack, wheel wrench and two wheel blocks
- Trim Panels: Molded plastic on front and sliding side doors
- Warning Lights: Safety belt, service/parking brake, direction/hazard signal and high beam.

- Lights: Backup lamps, integral with tail lamps, parking lamps, rectangular halogen headlamps, and side marker lamps
- Mirrors: RH and LH painted black, adjustable
- Windshield Wipers: Washers: Electric, two-speed, intermittent.

## PREFERRED EQUIPMENT GROUPS

These convenient option packages make it easy to tailor the Astro to your exact specifications, and can save you money. You would pay appreciably more buying all the options in a Preferred

Equipment Group as individual options. (Savings based on comparison of Manufacturer's Suggested Retail Price of option packages versus M.S.R.P. of individual options purchased separately.)

### PREFERRED EQUIPMENT GROUPS

	CS	CL	LT
1	2	3	4
2	5	6	7
3	8		

#### Preferred Equipment Group 1

Seating: 5-Passenger, Front High-Back Buckets\*

#### Preferred Equipment Group 2 (Requires Custom Trim)

Air Conditioning, Front\*  
Mirrors: Exterior, Below Eyeline, Black\*  
Radio: ETR AM/IFM Stereo w/Seek-Scan and Digital Clock\*  
Seat: Auxiliary, Front, Dual Armrests

#### Preferred Equipment Group 3

CL Trim Level

#### Preferred Equipment Group 4

Glass: Complete Body (w/o BVP Sport Package)

#### Preferred Equipment Group 5

Operating Convenience Package: Power Door Locks and Power Windows  
Driver Convenience Package: Comfortilt Steering Wheel and Electronic Speed Control  
Radio: ETR AM/IFM Stereo w/Seek-Scan, Cassette Tape Player and Digital Clock\*

Seating: 8-Passenger, Front High-Back Buckets\*

#### Preferred Equipment Group 6

LT Trim Level

#### Preferred Equipment Group 7

Console, Roof  
Tires: P205/75R-15 W/L (w/o FE3 Suspension)

#### Preferred Equipment Group 8

Carrier: Luggage, Black  
Mirrors: Exterior, Electric Remote  
Radio: ETR AM Stereo/IFM Stereo w/Premium Dual Rear Speakers, Seek-Scan, Cassette Tape Player w/Search-Repeat, Graphic Equalizer and Digital Clock  
Seat: Driver's, Power, Six-Way  
Wheels, Cast-Aluminum

\*Upgrade allowed. \*Receives C-Quam® AM stereo broadcasts. Most AM stereo stations across the country broadcast in C-Quam, but some do not. Check with your local stations for compatibility in your area.

## OPTIONS

## SPECIAL MODELS & PACKAGES

Astro Sport  
(See pages 30 and 40)

## TRIM LEVELS

### Astro CS

Standard front buckets.

### Astro CL

Standard front buckets.

### Astro LT

Standard wide reclining front buckets.

## SEAT TYPES

Optional reclining front buckets.

Optional reclining front buckets.

—

## FABRICS

Standard vinyl; optional Custom Vinyl; optional Custom Cloth.

Standard Custom Vinyl or Custom Cloth.

Standard velour cloth.

## INTERIOR COLORS\*\*

Dark Blue, Garnet Red, Saddle and Slate Gray.

Dark Blue, Garnet Red, Saddle and Slate Gray.

Dark Blue and Saddle.

\*\*Your choice of exterior color will determine your choice of interior color. See your Chevy truck dealer for details. <sup>††</sup>Extended-Body Astro models will be available in February 1990.

## INDIVIDUALLY AVAILABLE OPTIONS

(May be added to any Preferred Equipment Group if not already included.)

- Air Conditioning, Front
- Air Conditioning, Front/Rear
- Bumpers: Deluxe Front and Rear, Chromed, w/Rub Strips (N/A w/Sport Package)
- Carrier: Luggage, Black
- Cold Climate Package (incl. engine block heater and coolant protection)
- Console, Roof (requires auxiliary lighting)
- Cooling Systems: See page 86
- Door Lock System, Power (incl. w/Operating Convenience Group)
- Driver Convenience Group: Comfortilt Steering Wheel and Electronic Speed Control
- Exterior Colors: See page 41
- Glass: Complete Body (N/A w/Sport Package)
- Glass, Deep-Tinted
- Heater, Rear
- Instrumentation, Electronic
- Lighting, Auxiliary
- Mirrors
- Exterior, Below Eyeline, Black
- Exterior, Electric Remote
- Radio Equipment: See page 40
- Operating Convenience



▲ Optional overhead console with sliding door compartments and four individual reading lamps.



► Optional Comfortilt steering wheel quickly adjusts to many different driving positions for individual driver comfort.

▼ To accommodate the driver on long trips, there's an optional six-way power driver's seat with manually reclining seat-back that allows precise adjustments to seat height and angle.

- Group: Power Door Locks and Power Windows
- Seat-Back Recliner and Dual Armrests (inc. w/7-passenger seating or LT trim level)
- Seating
- 5-Passenger
- 7-Passenger
- 8-Passenger
- Seat: Driver's, Power, Six-Way
- Shock Absorbers: Heavy-Duty, Front and Rear (N/A w/Sport Suspension or Sport Package)
- Sport Package (requires Custom Two-Tone paint)
- Sport Suspension (incl. w/Sport Package)
- Tires: See your Chevy dealer
- Trailing Equipment: See pages 43 and 86
- Wheels and Wheel Covers: See page 40.





# OPTIONS / COLORS

## INTERIOR TRIMS

**Astro CS.** Standard 5-passenger seating with high-back front-bucket seats and center 3-passenger bench in vinyl (optional rear bench increases seating to 8); color-keyed floor covering, headliner, trim panels and side pockets; front door map pockets.

**Astro CL.** Choice of Custom Vinyl or Custom Cloth/Vinyl seat trim; Custom steering wheel; color-keyed carpeting; headlamp warning chimes; lights in stowage compartment and convenience tray and over stepwells; dome and reading lamps; visor vanity mirror; color-keyed floor mats.

**Astro LT.** All CL interior upgrades plus: special velour seat trim; special wide front bucket seats with reclining backs, folding integral armrests and full-width adjustable headrests; split-back center bench seat featuring a fold-down center console with convenience tray and cup pockets (optional rear bench comes with identical LT features); special luxury-sport-type steering wheel.

## EXTERIOR TRIMS

**Astro CS.** Front and rear bumpers are color-keyed to lower body color; grille and outside rearview mirrors are painted black; wheels are painted argent with black and bright hubcaps; wheel openings have black moldings.

**Astro CL.** Front and rear bumpers have color-keyed end caps; rear bumper has top step surface and rub strip; black grille has argent highlights; there are black body-side moldings, plus an air dam with fog lamps, swing-out rear door glass; Rally Wheels coordinated with exterior color(s).

**Astro LT.** All CL styling upgrades plus: special solid colors and Two-Tones; a unique color stripe at the beltline; deep-tinted glass; designer "LT" nameplates on door pillars.

### Astro Sport

The optional Sport package (shown on pages 30-31) gives Astro the look and feel of a custom van—without the custom price. (Not available with LT trim.) Sport features include: a "bandit mask" decal with red accent striping around windshield and side windows; a black grille with red accent striping;

louvered rear quarter body panels (except on Extended-Body Astro models); wide black body-side moldings with red accent; color-keyed bumpers; an air dam with integrated fog lamps; a Sport suspension; and Sport steering wheel. Requires optional Custom Two-Tone paint and optional rear axle ratio. Available in Smoke Blue Metallic, Sunset Gold Metallic, Burnt Red Metallic, Sterling Silver Metallic or Ivory White.

## EXTENSIVE ANTI-CORROSION PROTECTION

The 1990 Astro is carefully designed and built to resist corrosion, so the application of additional rustproofing is not required. Chevrolet's confidence in its extensive anti-corrosion protection is reflected in a new-truck warranty which includes 6-year/100,000-mile body-rust-through protection. See your dealer for terms and conditions of this limited warranty.



Standard ETR AM radio with digital clock.



Optional ETR AM/FM stereo radio with premium dual rear speakers, Seek and Scan and digital clock.



Optional ETR AM/FM stereo radio with premium dual rear speakers, Seek and Scan, stereo cassette tape player and digital clock.



Optional ETR AM stereo\*/FM stereo radio with premium dual rear speakers, Seek and Scan, graphic equalizer and digital clock, plus stereo cassette tape player with Search and Repeat.



Standard wheels.

Optional Rally Wheels (included with CL and LT optional trims).

Optional cast-aluminum wheels.

Tires supplied by various manufacturers.

\*Receives C-Quam® AM stereo broadcasts. Most AM stereo stations across the country broadcast in C-Quam, but some do not. Check with your local stations for compatibility in your area.

## INTERIOR & EXTERIOR COLOR AVAILABILITY

TRIM LEVEL Seat Type	INTERIOR COLORS			
	Dk. Blue	Garnet	Saddle	Slate Gray
<b>ASTRO CS INTERIOR</b>				
Vinyl High-Back Bucket Seats	<input type="checkbox"/>	<input type="checkbox"/>	<input type="checkbox"/>	<input type="checkbox"/>
Custom Vinyl High-Back Bucket Seats	<input type="checkbox"/>	<input type="checkbox"/>	<input type="checkbox"/>	<input type="checkbox"/>
Custom Cloth High-Back Bucket Seats	<input type="checkbox"/>	<input type="checkbox"/>	<input type="checkbox"/>	<input type="checkbox"/>
<b>ASTRO CL INTERIOR</b>				
Custom Vinyl High-Back Bucket Seats	<input type="checkbox"/>	<input type="checkbox"/>	<input type="checkbox"/>	<input type="checkbox"/>
Custom Cloth High-Back Bucket Seats	<input type="checkbox"/>	<input type="checkbox"/>	<input type="checkbox"/>	<input type="checkbox"/>

SOLID EXTERIOR COLORS*	RECOMMENDED INTERIOR TRIM COLORS			
Beige, Mojave	<input type="checkbox"/>	<input type="checkbox"/>	<input type="checkbox"/>	<input type="checkbox"/>
Black, Onyx	<input type="checkbox"/>	<input type="checkbox"/>	<input type="checkbox"/>	<input type="checkbox"/>
Blue, Midnight (Metallic)	<input type="checkbox"/>	<input type="checkbox"/>	<input type="checkbox"/>	<input type="checkbox"/>
Blue, Smoke (Metallic)	<input type="checkbox"/>	<input type="checkbox"/>	<input type="checkbox"/>	<input type="checkbox"/>
Gold, Sunset (Metallic)	<input type="checkbox"/>	<input type="checkbox"/>	<input type="checkbox"/>	<input type="checkbox"/>
Gray (Metallic)	<input type="checkbox"/>	<input type="checkbox"/>	<input type="checkbox"/>	<input type="checkbox"/>
Red, Burnt (Metallic)	<input type="checkbox"/>	<input type="checkbox"/>	<input type="checkbox"/>	<input type="checkbox"/>
Red, Deep (Metallic)	<input type="checkbox"/>	<input type="checkbox"/>	<input type="checkbox"/>	<input type="checkbox"/>
Silver, Sterling (Metallic)	<input type="checkbox"/>	<input type="checkbox"/>	<input type="checkbox"/>	<input type="checkbox"/>
White, Ivory	<input type="checkbox"/>	<input type="checkbox"/>	<input type="checkbox"/>	<input type="checkbox"/>

TRIM LEVEL Seat Type	INTERIOR COLORS	
	Dk. Blue	Saddle
<b>ASTRO LT INTERIOR</b>		
Velour Cloth Reclining Bucket Seat	<input type="checkbox"/>	<input type="checkbox"/>

SOLID EXTERIOR COLORS*	RECOMMENDED INTERIOR TRIM COLORS	
Blue, Catalina (Metallic)	<input type="checkbox"/>	<input type="checkbox"/>
Brown, Caramel (Metallic)	<input type="checkbox"/>	<input type="checkbox"/>

\*Ask your Chevy truck dealer for information on Special, Deluxe and Custom Two-Tone combinations, plus body striping and body-color wheels.

Mojave Beige	Caramel Brown Metallic*
Onyx Black	Gray Metallic
Midnight Blue Metallic	Burnt Red Metallic
Catalina Blue Metallic*	Deep Red Metallic
Smoke Blue Metallic	Sterling Silver Metallic
Sunset Gold Metallic	Ivory White

\*Available only with optional LT trim.

## OPTIONAL TWO-TONES



Custom Two-Tone includes paint break at lower body feature line with secondary color applied below.



Special Two-Tone includes decal striping at the beltline with secondary color applied below (available LT only).



Deluxe Two-Tone includes secondary color on areas between the molding and the beltline.



# SPECIFICATIONS | DIMENSIONS | TRAILERING

## SPECIFICATIONS

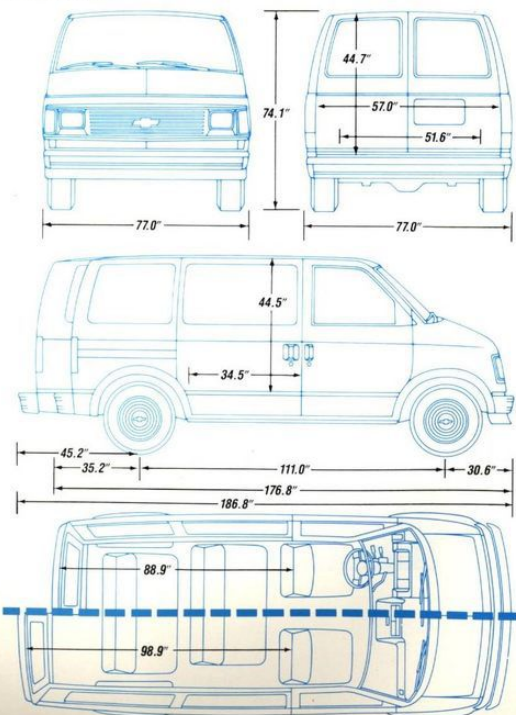
1990 Astro Passenger Vans	2-Wheel Drive		All-Wheel Drive	
	Regular-Body	Extended-Body	Regular-Body	Extended-Body
Standard Specifications				
Engine—Liter (cu. in.)	4.3 (262) EFI V6 (LB4)	4.3 (262) EFI V6 (LB4)	4.3 (262) EFI V6 (LB4)	4.3 (262) EFI V6 (LB4)
Front Suspension—Type	Independent—Coil Springs	Independent—Coil Springs	Independent Torsion Bars	Independent Torsion Bars
—Capacity	2700 lbs.	2700 lbs.	3050 lbs.	3050 lbs.
Rear Suspension—Type	Variable-Rate Leaf Springs	Variable-Rate Leaf Springs	Variable-Rate Leaf Springs	Variable-Rate Leaf Springs
—Capacity	2900 lbs.	3150 lbs.	3150 lbs.	3150 lbs.
—Axle Ratio	3.23	3.23	3.42	3.42
Brakes—Disc/Drum	Power 4-Wheel Anti-Lock	Power 4-Wheel Anti-Lock	Power 4-Wheel Anti-Lock Hydro-Boost	Power 4-Wheel Anti-Lock Hydro-Boost
Electrical—Battery	630 CCA	630 CCA	630 CCA	630 CCA
—Generator	85 Amp	85 Amp	85 Amp	85 Amp
Fuel Tank—Capacity	27 Gal.	27 Gal.	27 Gal.	27 Gal.
Steering	Power	Power	Power	Power
Transmission	4-Speed Auto. w/OD	4-Speed Auto. w/OD	4-Speed Auto. w/OD	4-Speed Auto. w/OD
Tires—All-Season Radial	(4) P205/75R-15*	(4) P215/75R-15*	(4) P205/75R-15*	(4) P215/75R-15*
—Compact Spare	(1) T145/80D-16	(1) T145/80D-16	(1) T145/80D-16	(1) T145/80D-16
Wheels	(4) 15" x 6"	(4) 15" x 6"	(4) 15" x 6"	(4) 15" x 6"
	(1) 16" x 4"	(1) 16" x 4"	(1) 16" x 4"	(1) 16" x 4"

\*Larger-size tubeless tires are available, including P245/60HR-15 tires. Tire chains should not be used on Astros equipped with P245/60HR-15 tires because they could cause damage to this vehicle.

ENGINE SPECIFICATIONS	All Astros	Astro 2WD
Displacement—Liter (cu. in.)	Std. 4.3 (262) V6	Opt. 4.3 (262) H.O. V6*
Engine Ordering Code	LB4	LU2
Bore and Stroke (in.)	4.0 x 3.48	4.0 x 3.48
Compression Ratio	9.3 to 1	9.3 to 1
SAE Net Horsepower @ RPM	150 @ 4000	175 @ 4600
SAE Net Torque (lb.-ft.) @ RPM	230 @ 2400	230 @ 2800

\*Available February 1990.

## DIMENSIONS



## TRAILERING SPECIAL PACKAGES

If you intend to tow a light trailer (up to 2000 lbs. gross weight) with your new Astro, a Trailering Special Package (Regular Production Option Z72) is highly recommended. RPO Z72 includes a dead-weight hitch which is bolted to the Astro's rear bumper and undercarriage and includes a 1 1/8"-diameter hitch ball. This package also includes a

light-duty 6-wire wiring harness with male-female connector and pigtail that must be spliced into the trailer wiring harness. This allows Astro's electrical system to activate your trailer lights and other electrical systems.

If you intend to tow a medium trailer (up to 4000 lbs. gross weight) or a heavy trailer (up to 6000 lbs. gross weight), a heavy-duty Trailering Spe-

cial Package—RPO Z82—is a required option. (This Z82 option is also required, regardless of gross trailer weight, if your trailer tongue weight exceeds 400 lbs.) RPO Z82 includes a weight-distributing platform hitch receiver which is bolted to Astro's undercarriage. RPO Z82 includes a heavy-duty 7-wire wiring harness that is spliced into your trailer wiring harness connector.

With either trailering package, the wiring harness comes coiled and tied, with connecting end stored on the floor in the right-hand rear-corner compartment of the Astro.

See the chart below—Required/Recommended Trailering Equipment—for Trailering Special Packages and other trailering options. To help you in ordering, Regular Production Option (RPO)

numbers are listed.

If you prefer to use Gross Combination Weight Ratings (GCWRs) to determine the engine, transmission and rear axle ratio you will require for towing, see the GCWR chart on page 87. Other important trailering information is available in the Owner's Manual of every 1990 Chevy truck.

## REQUIRED/RECOMMENDED TRAILERING EQUIPMENT (Required Trailering Equipment Shown in Red)

Trailer Classification	Light	Medium	Heavy
Maximum Gross Trailer Weight (lbs.)*	2000	4000	6000
Maximum Tongue Load (lbs.)	200	500	750
Trailering Special Package	Z72	Z82	Z82
6-Wire Wiring Harness (incl. in RPO Z72)	X	—	—
7-Wire Wiring Harness (incl. in RPO Z82)	—	X	X
Deadweight Trailer Hitch (incl. in RPO Z72)	X	—	—
Weight-Distributing Hitch Platform (incl. in RPO Z82)	—	X	X
Std. 4.3L (262 Cu. In.) V6 w/EFI or optional H.O. 4.3L (262 Cu. In.) V6 w/EFI	LB4/LU2	LB4/LU2	LB4/LU2
Std. 4-Spd. Automatic Transmission w/Overdrive	MX0	MX0	MX0
Minimum Rear Axle Ratio (to 1) w/Automatic Trans.	3.23	3.42	3.73
Engine Oil Cooler (incl. in RPO Z82)	—	KC4	KC4
Transmission Oil Cooler (incl. in RPO Z82)	—	V02	V02
Heavy-Duty Radiator	V01	—	—
Below Eyeline Outside Rearview Mirrors	—	D44	D44
Heavy-Duty Shock Absorbers, Front and Rear	—	F51	F51
Electronic Speed Control/Comfortilt Steering Wheel	—	ZQ3	ZQ3

\*Maximum gross trailer weight includes all passengers and cargo in the Astro, plus any cargo in the trailer.  
NOTE: Model and driveline combinations must be verified by your local dealer for correct emissions equipment.



# SPORTVAN

As of 1990,  
Chevy's premier  
people-mover  
can move 5, 8,  
12 or 15 people.  
All aboard!



G10 Series 110"-wheelbase  
Sportvan.



G10/20/30 Series 125"-  
wheelbase Sportvan.



G30 Series 146"-wheelbase  
Extended-Body Sportvan.

## CONTENTS

	Page
Product Highlights . . .	46
Standard Equipment . . .	48
Optional Equipment . . .	48
Standard/Optional	
Trims . . . . .	50
Interior/Exterior	
Colors . . . . .	51
Dimensions . . . . .	51
Specifications . . . . .	52
Trailerling . . . . .	52

▶ G20 Beauville Sportvan in  
Light Blue Metallic, with stan-  
dard swing-out 60/40 side doors.  
(A no-extra-cost sliding side  
door is optional.) Tires supplied  
by various manufacturers.







## STANDARD SPORTVAN, LUXURY-LEVEL BEAUVILLE TRIM AND EXTENDED- BODY MODEL

Regardless of the trim level selected, a Sportvan is a Sportvan: a big, rear-wheel-drive vehicle with a big capacity for transporting people and their belongings, an available 33-gallon fuel tank for extended cruising, and a big capacity for towing. Sportvan also has a new-for-'90 rear-wheel anti-lock brake system that minimizes locking of the rear wheels during severe braking.

With the standard 5.7 Liter (350 Cu. In.) V8, a properly equipped, regular-body G30 Sportvan can move up to 13,500 lbs., including vehicle, trailer, people, equipment and cargo. Make that

16,000 lbs. for a properly equipped G30 with available 7.4 Liter (454 Cu. In.) V8.

The new-for-'90 Extended-Body G30 Sportvan with optional 15-passenger seating is not a simple sheet-metal extension. It has the clean lines of single-stamping sheet metal, plus an extended wheelbase, giving it better ride and load distribution characteristics than a sheet-metal extension could.

The G30 Sportvan shown below has standard interior and exterior trim. The luxury-level G30 Beauville Extended-Body Sportvan is shown to your left.

► Sportvan standard interior in Saddle with vinyl seats, cloth door trim and full headliner.

▼ G30 Sportvan in Frost White with optional (no-extra-cost) sliding side door. (60/40 swing-out side doors are standard.)




▲ G30 Extended-Body Beauville Sportvan with Deluxe Two-Tone in Royal Blue Metallic and Light Blue Metallic.

◀ Beauville cloth interior of G30 Extended-Body Sportvan in Blue with optional fourth-row bench seat for 15-passenger capacity. Remove all the rear seats and you get a whopping 306.0 cu. ft. of cargo space.





## STANDARDS / OPTIONS

MODEL SELECTOR	MODELS	SEATING CAPACITY		DRIVES	WHEEL-BASE (IN.)	MAX. CARGO SPACE	MIN./MAX. PAYLOAD (LBS.)*	MIN./MAX. GCW (LBS.)†
		STD.	OPT.					
	Regular-Body Series G10, G20 and G30 with gasoline power, G20 and G30 with diesel power	5 (G10)	—	2WD	110.0	306 cu. ft. in 146-in.-wheelbase Extended-Body G30 Sportvan with rear benches removed	1282/3715	9500/16,000
		5	8, 12 (G20/G30)		125.0			
	Extended-Body G30 with gasoline power	12	15 (Extended-Body)		146.0			

\*Payload includes passengers, equipment and cargo. Payloads indicated are for gasoline engines only.

<sup>t</sup>GCW (Gross Combined Weight) includes vehicle, trailer, people, cargo and equipment. GCWs

### STANDARD EQUIPMENT

### Standard Interior

- Armrests: LH padded, RH padded
- Ashtrays: Instrument panel and in the backs of front bucket seats
- Door Trim Panels: Painted metal with decorative cloth inserts; front and rear side doors and side panels
- Floor Covering: Color-keyed rubber
- Gages and Switches: Gages—Speedometer, fuel, resettable trip odometer, voltmeter, oil pressure, engine temperature
- Switches—Lights for interior and instrument panel. On steering column for direction signals, headlamp high/low beam, windshield washers/wipers, hazard warnings. Heater fan, ignition with key-in warning buzzer, and door-operated dome lamp
- Heater and Defogger: Outside-air-type
- Hood Lock Release: Inside-operated
- Lights: Instruments and front and rear dome
- Mirror, Rearview: 10" prismatic
- Radio: AM, electronically tuned, with digital clock
- Seats: High-back driver and passenger buckets, and 3-passenger center bench seat; all with vinyl trim
- Safety Belts: All seating positions; shoulder belts in front and at all outboard rear seating positions
- Steering Wheel and Col-

- um: 15/4" soft black plastic
- 2-spoke wheel with energy-absorbing steering column
- **Storage Box:** In instrument panel extension with latched door
- **Sunshades:** Color-keyed, LH and RH padded
- **Tools:** Mechanical jack and wheel wrench
- **Warning Lights:** Safety belt, service/parking brake, direction/hazard signal and high beam.

### Standard Exterior

- Bumpers: Front and rear, chromed
- Doors: RH and LH front side doors; rear load doors, 60/40 hinged side-loading doors (RH sliding side-load door also available at no extra cost)
- Glass: Tinted, all windows
- Grille: Molded plastic, painted argent
- Heavy-Duty battery
- Horn: Dual, electric, low-and-high-note
- Hubcaps: Bright metal with black trim
- Lights: Backup lamps integral with tail lamps, two rectangular halogen headlamps, plus front and rear direction and marker lamps
- Mirrors: RH and LH, painted white, Below Eyeline, adjustable
- Swing-Out Rear Door Glass
- Wheels: Painted white
- Windshield Wipers and Washers: Electric, intermittent, two-speed, wet-arm design.

### PREFERRED EQUIPMENT GROUPS

*These convenient option packages make it easy to tailor the Sportvan to your exact specifications, and can save you money. You would pay appreciably more buying all the options in a Preferred Equipment Group as individual options. (Savings based on comparison of Manufacturer's Suggested Retail Price of option packages versus M.S.R.P. of individual options purchased separately.)*

**EXTENSIVE  
ANTI-CORROSION  
PROTECTION**

The 1990 Sportvan is carefully designed and built to resist corrosion, so the application of additional rustproofing is not required. Chevrolet's confidence in its extensive anti-corrosion protection is reflected in a new-truck warranty which includes 6-year/100,000-mile body-rust-through protection. See your dealer for terms and conditions of this limited warranty.

### INDIVIDUALLY AVAILABLE OPTIONS

(May be added to any Preferred Equipment Group if not already included.)

- Air Conditioning, Front
- Air Conditioning, Front and Rear (N/A w/Extended-Body G30 with 15-passenger seating)
- Axle, Rear Locking Differential
- Cold Climate Package (incl. engine block heater)
- Cooling Systems: See page 86

[illegible]

**Preferred Equipment Group 1**

**Preferred Equipment Group 2**

*Radio: ETR AM/FM Stereo w/Seek-Scan and Digital Clock\**

**Preferred Equipment Group 3**

Beauville Trim Level

**Preferred Equipment Group 4**

Beauville Trim Level

**Preferred Equipment Group 5**

Operating Convenience Package: Power Door Locks and Power Windows  
Driver Convenience Package: ComfortIt Steering and Electronic Speed Control  
Lighting, Auxiliary  
Radio: ETR AM/FM Stereo w/Seek-Scan, Cassette Tape Player and Digital Clock\*  
Reclining Front Bucket Seats w/Armrests  
Seating: 8-passenger (N/A G10)  
Seating: 12-passenger (G30 only)  
Seating: 15-passenger (Extended-Body G30 only)  
Springs: Rear, Heavy-Duty (N/A G10, G30)  
Wheels, Rally (N/A G30)

**Preferred Equipment Group 6 (Available w/125"-WB Sportvans only)**

Air Conditioning: Front and Rear  
Glass, Deep-Tinted  
Mirrors: Exterior, Stainless Steel  
Radio: ETR AM Stereo/FM Stereo w/Premium Dual Rear Speakers, Seek-Scan, Cassette Tape  
Player w/Search-Repeat, Graphic Equalizer and Digital Clock

*\*Upgrade allowed. †Receives C-Quam® AM stereo broadcasts. Most AM stereo stations across the country broadcast in C-Quam, but some do not. Check with your local stations for compatibility in your area.*

TRIM LEVELS	SEAT TYPES		FABRICS	INTERIOR COLORS**
<b>Sportvan</b>	Standard front buckets.	—	Standard vinyl; optional Custom Vinyl.	Blue and Saddle.
<b>Beauville</b>	Standard front buckets.	Optional reclining front buckets.	Standard Custom Vinyl; optional Custom Cloth.	Blue, Saddle, Garnet Red†† and Slate Gray.

*indicated are for gasoline-engine models only.*

**\*\*Your choice of exterior color will determine your choice of interior color. See your Chevy truck dealer for details.**

††N/A in Extended-Body Sportswear


- ☐ Door Lock System, Power (incl. w/Operating Convenience Package)
- ☐ Door, Sliding Side (no-cost option—60/40 swing-out side doors std.)
- ☐ Driver Convenience Group: ComfortRoll Steering Wheel and Electronic Speed Control
- ☐ Exterior Colors: See page 51
- ☐ Glass, Deep-Tinted
- ☐ Heater, Rear-Seat
- ☐ Lighting, Auxiliary (incl. front and rear dome lamps, reading lamps and head-lamps-on warning buzzer)
- ☐ Mirrors: Exterior, Below Eyeline, Stainless Steel
- ☐ Operating Convenience Group: Power Windows and Power Door Locks
- ☐ Radio Equipment: See page 50
- ☐ Seating
  - 8-passenger, G20 and G30 Series only (requires heavy-duty rear springs)
  - 12-passenger (G30 Series only)
  - 15-passenger (G30 Extended-Body model only)
- ☐ Springs: Heavy-Duty, Rear (G20 Series only)
- ☐ Tires: See your Chevy dealer
- ☐ Trailering Equipment: See pages 52 and 86
- ☐ Travel Bed (requires Blue or Saddle Custom trim, N/A w/12- or 15-passenger seating)
- ☐ Wheels and Wheel Covers: See page 50.



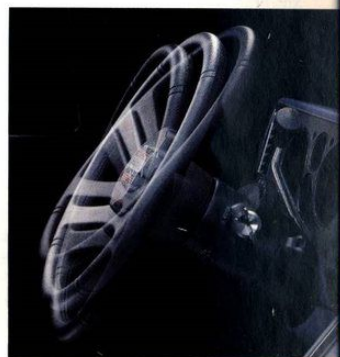
Optional Below Eyeline stainless-steel mirrors provide excellent rear vision without obstructing the driver's side view



▼ The standard multi-function lever provides handy controls for intermittent wipers, washers, directional signals and high/low beam. Shown with optional electronic speed control, available only with Comfortilt steering wheel.



► **Optional Operating Convenience Group**, consisting of power windows and power door locks, is considered an essential convenience by many travelers.



▲ **Optional Driver Convenience Group**, consisting of Comfortilt steering wheel and electronic speed control.



▲ **Optional high-back bucket seats with Custom Cloth and reclining seat-backs.**



# OPTIONS COLORS DIMENSIONS

▼ Sportvan's standard 60/40 swing-out side doors make it easy to load and unload cargo, and the wider door opens separately for passengers.



## EXTERIOR TRIMS

**Sportvan.** Chromed front and rear bumpers, molded plastic argent grille with integral Chevy emblem, white-painted wheels with bright hubcaps, white-painted dual outside rearview mirrors, flip-out glass in rear doors, sliding side door and opposite side.

**Beauville.** Features beyond standard trim include: quad over-and-under headlights with bright center bar molding and body-color fill, plus bright Chevy emblem; Bright body-side moldings with black trim and bright wheel-opening moldings.

## INTERIOR TRIMS

**Sportvan.** High-back front bucket seats and full foam rear bench seat, upholstered in supple, durable vinyl; full cloth headliner; cloth trim on side panels and front doors; swing-down stowage box in instrument panel; cigarette lighter; color-keyed rubber floor mats; bright instrument panel trim; gage package with trip odometer; soft vinyl steering wheel; tinted glass.

**Beauville.** Features beyond standard trim include: A choice of Custom Vinyl or Custom Cloth seat trim; door-to-door color-keyed carpeting with rubber floor mats; passenger-side visor mirror; Custom instrument panel trim items; color-keyed cloth headliner; front-seat storage compartment; color-keyed front and rear floor mats; additional insulation and sound-deadening material.



◀ Standard ETR AM radio with digital clock.



◀ Optional ETR AM/FM stereo radio with premium dual rear speakers, Seek and Scan and digital clock.



◀ Optional ETR AM/FM stereo radio with premium dual rear speakers, Seek and Scan, stereo cassette tape player and digital clock.



◀ Optional ETR AM stereo\*/FM stereo radio with premium dual rear speakers, Seek and Scan, graphic equalizer and digital clock, plus stereo cassette tape player with Search and Repeat.



◀ Standard wheels.

◀ Optional Rally Wheels (N/A in G30 Series).

◀ Optional cast-aluminum wheels (N/A in G30 Series).

Tires supplied by various manufacturers.

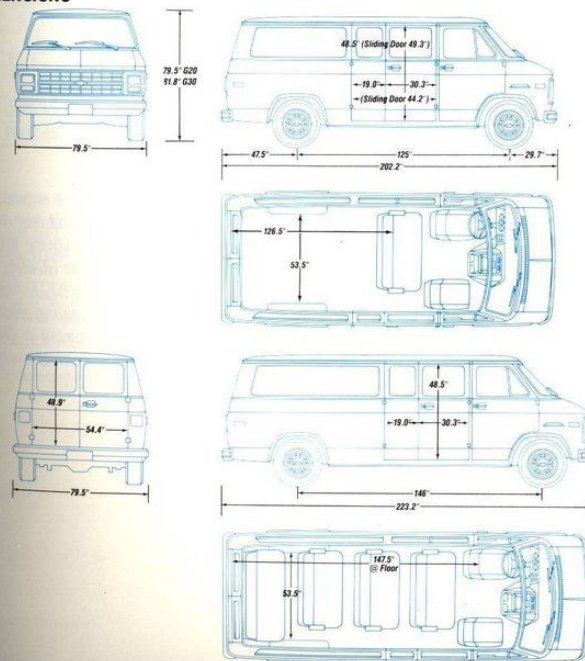
\*Receives C-Quam® AM stereo broadcasts. Most AM stereo stations across the country broadcast in C-Quam, but some do not. Check with your local stations for compatibility in your area.

## INTERIOR & EXTERIOR COLOR AVAILABILITY

TRIM LEVEL Seat Type	INTERIOR COLORS			
	Blue	Garnet	Saddle	Slate Gray
<b>SPORTVAN INTERIOR</b>				
Vinyl High-Back Bucket Seats	<input type="checkbox"/>		<input type="checkbox"/>	
Custom Vinyl High-Back Bucket Seats	<input type="checkbox"/>		<input type="checkbox"/>	
<b>BEAUVILLE INTERIOR</b>				
Custom Vinyl High-Back Bucket Seats	<input type="checkbox"/>	<input type="checkbox"/>	<input type="checkbox"/>	<input type="checkbox"/>
Custom Cloth High-Back Bucket Seats	<input type="checkbox"/>	<input type="checkbox"/>	<input type="checkbox"/>	<input type="checkbox"/>
Custom Cloth Reclining High-Back Bucket Seats	<input type="checkbox"/>	<input type="checkbox"/>	<input type="checkbox"/>	<input type="checkbox"/>
<b>SOLID EXTERIOR COLORS*</b>	<b>RECOMMENDED INTERIOR TRIM COLORS</b>			
Black, Midnight	<input type="checkbox"/>	<input type="checkbox"/>	<input type="checkbox"/>	<input type="checkbox"/>
Blue, Light (Metallic)	<input type="checkbox"/>			<input type="checkbox"/>
Blue, Royal (Metallic)	<input type="checkbox"/>			<input type="checkbox"/>
Brown, Woodlands (Metallic)			<input type="checkbox"/>	
Burgundy (Metallic)		<input type="checkbox"/>		<input type="checkbox"/>
Emerald (Metallic)			<input type="checkbox"/>	
Gray, Steel (Metallic)		<input type="checkbox"/>		<input type="checkbox"/>
Red, Apple		<input type="checkbox"/>		<input type="checkbox"/>
Wheat			<input type="checkbox"/>	
White, Frost	<input type="checkbox"/>	<input type="checkbox"/>	<input type="checkbox"/>	<input type="checkbox"/>

\*Ask your Chevy truck dealer for information on Deluxe Two-Tone combinations, plus body striping.  
†N/A w/Extended-Body Sportvan.

## DIMENSIONS



## OPTIONAL TWO-TONE



Deluxe Two-Tone includes moldings with secondary color applied between the beltline and moldings.



# SPECIFICATIONS TRAILERING

## SPECIFICATIONS

Model	Gasoline				Diesel	
Series	G10*	G20	G30	G30/C6P	G20*	G30/C6P†
GVW Range (lbs.)	5600-6000	6600	7400	8600	6850	8600
Engine—Liter—Standard (cu. in.)	4.3L V6 (262 cu. in.)	4.3L V6 (262 cu. in.)	4.3L V6 (262 cu. in.)	5.7L V8 (350 cu. in.)	6.2L V8 (379 cu. in.)	6.2L V8 (379 cu. in.)
—Optional	5.0L V8 (305 cu. in.)	5.0L V8* (305 cu. in.)	—	7.4L V8 (454 cu. in.)	—	—
—Optional	5.7 V8 (350 cu. in.)	5.7 V8 (350 cu. in.)	—	—	—	—
Front Suspension—Type/Spring	Independent/Coil Springs				Independent/Coil Springs	
—Capacity (lbs.)	3400	3400	3900	3900	3675	3900
Rear Suspension—Axle Type	Semi-Floating				Semi-Floating	
—Capacity (lbs.)	3500	3500	5700	5700	3500	5700
Brakes—Disc/Drum: RWAL**	Power	Power	Power	Power	Power	Power
Steering—Type	Power	Power	Power	Power	Power	Power
Transmission—Standard	4-Spd. Auto./OD		4-Spd. Auto./OD		4-Spd. Auto./OD	
—Optional	—		—		—	
Tire Size††—Standard	P205/75R-15	P225/75R-15	8.75R-16.5D	8.75-16.5E	P235/75R-15	8.75-16.5E
—Optional	P215/75R-15	—	—	8.75-16.5E	—	8.75-16.5E

\*Not available in California. †N/A w/Extended-Body Sportvan. \*\*RWAL = Rear-wheel anti-lock brake system. ††Tire load range—E (10PR).

## ENGINE SPECIFICATIONS

	Light-Duty Emissions (8500-lb. GVWR or less)				Heavy-Duty Emissions (over 8500-lb. GVWR)		
Displacement—Liter (cu. in.)	4.3L (262) V6 w/EFI*	5.0L (305) V8 w/EFI*	5.7L (350) V8 w/EFI*	6.2L Diesel (379) V8†	5.7L (350) V8 w/EFI*	7.4L (454) V8 w/EFI*	6.2L Diesel (379) V8
Engine Ordering Code	LB4	L03 (A)	L05 (A)	LH6	L05 (A)	L19	LL4
Bore and Stroke (in.)	4.0 x 3.48	3.74 x 3.48	4.0 x 3.48	3.98 x 3.82	4.0 x 3.48	4.25 x 4.0	3.98 x 3.82
Compression Ratio	9.3 to 1	9.3 to 1	9.3 to 1	21.3 to 1	8.6 to 1	7.9 to 1	21.3 to 1
SAE Net Horsepower @ RPM	150 @ 4000	170 @ 4000	195 @ 4000	145 @ 3600	190 @ 4000	230 @ 3600	155 @ 3600
SAE Net Torque (lb.-ft.) @ RPM	230 @ 2400	255 @ 2400	290 @ 2400	255 @ 1900	300 @ 2400	385 @ 1600	270 @ 2000

\*Electronic Fuel Injection. †N/A in California. (A) Produced in U.S. and Canada.

## TRAILERING SPECIAL PACKAGES

If you intend to tow a light trailer (up to 2000 lbs. gross weight) with your new Sportvan, a Trailering Special Package (Regular Production Option Z72) is highly recommended. RPO Z72 includes a dead-weight hitch which is bolted to the Sportvan's rear bumper and undercarriage and includes a 1 1/4"-diameter hitch ball. This package also includes a light-duty 5-wire wiring harness with male-female

connector and pigtail that must be spliced into the trailer wiring harness. This allows Sportvan's electrical system to activate your trailer lights and other electrical systems.

If you intend to tow a medium trailer (up to 4000 lbs. gross weight) or a heavy trailer (up to 8000 lbs. gross weight) a heavy-duty Trailering Special Package—RPO Z82—is recommended for medium trailers and is a required option for heavy

trailers. (This Z82 option is also required, regardless of gross trailer weight, if your trailer tongue weight exceeds 400 lbs.) RPO Z82 includes a weight-distributing platform hitch receiver which is bolted to Sportvan's undercarriage. RPO Z82 includes a heavy-duty 7-wire wiring harness that is spliced into your trailer wiring harness connector.

With either trailering package, the wiring harness

comes coiled and taped. The harnesses will be located under the body at center right.

See the chart at Right—Required/Recommended Trailering Equipment—for Trailering Special Packages and other trailering options. To help you in ordering, Regular Production Option (RPO) numbers are listed.

If you prefer to use Gross Combination Weight Ratings (GCWRs)

to determine the engine, transmission and rear axle ratio you will require for towing, see the GCWR chart on page 87. Other important trailering information is available in the Owner's Manual of every 1990 Chevy truck.

## REQUIRED/RECOMMENDED TRAILERING EQUIPMENT (Required Trailering Equipment Shown in Red)

	Gas-Powered Sportvan						Diesel-Powered Sportvan					
Trailer Classification	Light			Medium			Heavy			Light		
Maximum Gross Trailer Weight (lbs.)*	2000			4000			6500 10,000			2000		
Maximum Tongue Load	200			500			800 900 1000			200		
Chevy Truck Series	G10 & G20	G30		G10 & G20	G30		G10	G20	G30	G20	G30	G20
Trailering Special Package	Z72	Z72		Z82	Z82		Z82	Z82	Z82	Z72	Z72	Z82
5-Wire Wiring Harness (incl. in RPO Z72)	X	X		—	—		—	—	—	X	X	—
7-Wire Wiring Harness (incl. in RPO Z82)	—	—		X	X		X	X	X	—	—	X
Deadweight Hitch (incl. in RPO Z72)	X	X		—	—		—	—	—	X	X	—
Weight-Distributing Platform (incl. in RPO Z82)	—	—		X	X		X	X	X	—	—	X
Minimum Engine	—	—		—	—		—	—	—	—	—	—
Std. 4.3L (262 Cu. In.) V6 EFI	LB4	—		LB4	—		—	—	—	—	—	—
Opt. 5.0L (305 Cu. In.) V8 EFI	—	—		—	—		L03	L03	—	—	—	—
Opt. 5.7L (350 Cu. In.) V8 EFI	—	L05		—	L05		L05	L05	L05	—	—	—
Opt. 7.4L (454 Cu. In.) V8 EFI	—	—		—	—		—	L19	—	—	—	—
Std. 6.2L (379 Cu. In.) V8 Diesel	—	—		—	—		—	—	—	LH6	LL4	LH6
Automatic Transmission†	MX0	MX1		MX0	MX1		MX0	MX1	MX1	MX0	MX1	MX0
Minimum Axle Ratio (to 1) w/Minimum Engine (Gross Trailer Weight, lbs.)	3.42	3.73		3.42	3.73		3.08 (5000)	3.42 (6000)	—	—	—	—
	—	—		—	—		3.42 (6000)	3.73 (7000)	—	—	—	—
w/5.7L V8 Engine	—	—		—	—		3.08 (5500)	3.42 (6500)	3.73 (6500)	—	—	—
	—	—		—	—		3.42 (6500)	3.73 (7500)	4.10 (8000)	—	—	—
w/7.4L V8 Engine	—	—		—	—		—	—	3.73 (8500)	—	—	—
	—	—		—	—		—	—	4.10 (10,000)**	—	—	—
w/6.2L V8 Diesel	—	—		—	—		—	—	—	3.42	3.73	3.42
	—	—		—	—		—	—	—	—	—	3.73 (6000)
	—	—		—	—		—	—	—	—	—	4.10 (6500)
Engine Oil Cooler (incl. in RPO Z82)	—	—		KC4	KC4		KC4	KC4	KC4	—	—	KC4
Transmission Oil Cooler (incl. in RPO Z82)	—	—		V02	V02		V02	V02	V02	—	—	V02
Heavy-Duty Radiator	V05	V05		V05	V05		—	—	—	V05	V05	V05
Electronic Speed Control and Comfort Steering Wheel	—	—		ZQ3	ZQ3		ZQ3	ZQ3	ZQ3	—	—	ZQ3

\*Maximum gross trailer weight includes all passengers and cargo in the Sportvan, plus any cargo in the trailer. †Maximum gross trailer weight includes all passengers and cargo in the Sportvan, plus any cargo in the trailer. NOTE: Model and driveline combinations must be verified by your local dealer for correct emissions equipment.

MX0 = 4-speed with overdrive. MX1 = 3-speed. \*\*N/A in Extended-Body Sportvan.



# S-10 BLAZER

*America's No. 1  
sport utility  
hauls like a wag-  
on, tows like a  
truck and rides  
like a car.*



Blazer 2WD.



Blazer 4x4.

## CONTENTS

	Page
Product Highlights . . .	56
Standard Equipment . .	60
Standard/Optional	
Trims . . . . .	60
Optional Equipment . .	60
Interior/Exterior	
Colors . . . . .	63
Dimensions . . . . .	64
Specifications . . . . .	64
Trailering . . . . .	65

◀ S-10 Blazer 4x4 in Garnet with optional luxury-level Tahoe trim. Tires supplied by various manufacturers.







▲ S-10 Blazer 2WD in Frost White with optional luxury-level Tahoe trim and other selected options.



◀ S-10 Blazer interior in Garnet Red with optional luxury-level Tahoe trim, including Custom Cloth and custom console.

## STANDARD S-10 BLAZER AND LUXURY-LEVEL TAHOE TRIM

The base S-10 Blazer 2WD has a sassy town-car personality that appeals to a lot of first-time truck buyers. They also like its standard high-back front bucket seats, 4.3 Liter (262 Cu. In.) Vortec V6 with Electronic Fuel Injection and rear-wheel anti-lock brake system, and most also order the optional 2-passenger rear seat.

back—at any speed—and the rugged 4x4 model's big 15" wheels provide high ground clearance for off-road explorations.

Most S-10 Blazer buyers decide on the optional, luxury-level Tahoe trim package, shown left. Exterior Tahoe touches include black body-side moldings with bright trim, plus bright wheel trim rings (4x4 only). Inside, Tahoe features include reclining front bucket seats with your choice of Custom Vinyl or Special Custom Cloth, plus color-keyed carpeting.

The base S-10 Blazer 4x4 (shown below) projects an even more adventurous image and features a standard Insta-Trac™ 4x4 system. Insta-Trac lets you shift from freewheeling 2-wheel drive to 4-wheel-drive High and

► Standard S-10 Blazer vinyl interior in Blue. Optional rear bench seat folds flat to provide 67.3 cu. ft. of cargo space.

▼ S-10 Blazer 4x4 in Aspen Blue Metallic. S-10 Blazer's standard 4.3 Liter (262 Cu. In.) V6 with Electronic Fuel Injection provides abundant power for climbing hills and passing. A properly equipped S-10 Blazer can tow up to three tons (6000 lbs.), including trailer, people and cargo.







## S-10 BLAZER LUXURY-LEVEL SPORT TRIM

Available with either 2WD or 4x4 models, the top-level Sport trim option turns the most popular vehicle in its class into a remarkably classy vehicle. The Sport trim level requires optional Two-Tone paint.

- Deluxe Cloth upholstery. (Genuine leather seating surfaces are optional at extra cost.)
- Bright "Sport" nameplate on stowage box door.
- Deluxe Cloth trim panel inserts.
- Sport steering wheel with the look of leather.

### EXTERIOR

- Cast-aluminum honeycomb wheels (2WD model only).
- Cast-aluminum wheels (4x4 model only).
- Color-keyed front and rear bumpers with black rub strips.
- Black chrome grille and headlamp bezels.
- Black wheel-opening and body-side moldings.

The Sport, like all S-10 Blazer models, has a convenient drop-down tailgate and lift-up glass window for fast, easy loading. With the optional rear bench seat folded down, there is 67.3 cu. ft. of luggage space.

### INTERIOR

- Reclining front bucket seats with lockable, color-keyed center console.

▶ S-10 Blazer interior in Blue with optional luxury-level Sport trim, including Deluxe Cloth upholstery.





▶ S-10 Blazer 4x4 with optional luxury-level Sport trim and Conventional Two-Tone in Aspen Blue Metallic and Silver Metallic. Tires supplied by various manufacturers.

▼ Sport instrument panel with bar graph speedometer and selected options.





# STANDARDS | OPTIONS

MODEL SELECTOR	MODELS	SEATING CAPACITY		DRIVES	WHEEL-BASE (IN.)	MAX. CARGO SPACE	MIN./MAX. PAYLOAD (LBS.)*	MIN./MAX. GCW (LBS.)†
		STD.	OPT.					
	S-10 BLAZER 2WD	2	4	2WD 4x4	100.5	67.3 cu. ft.	766/1162	6000/9500
	S-10 BLAZER 4x4						726/1240	6000/9000

\*Payload includes passengers, equipment and cargo. †GCW (Gross Combined Weight) includes vehicle, trailer, people, cargo and equipment. \*\*Your choice of exterior color will determine your

## STANDARD EQUIPMENT Standard Interior

- Armrests: RH and LH, padded
- Dome Lamps: Front and rear, with door-operated switches
- Door Trim Panels: Color-keyed
- Gages and Switches: Gage—Speedometer, odometer, fuel, voltmeter, engine temperature, oil pressure. Switches—Lights, for interior, exterior and instrument panel. On steering column for direction signal, headlamp high and low beams, windshield washers/wipers, hazard warning. Heater fan and ignition with key-in warning buzzer. Door-operated dome lamp
- Grab Handles: Over all passenger seating positions
- Headliner: Full, color-keyed cloth
- Heater and Defogger: Outside-air-type
- Hood Lock Release: Inside-operated
- Insulation and Sound-Deadening Material: Under floor mats, inside of doors, underside of roof and on headliner
- Lights: Instrument cluster, dome lamps and glove box
- Mirror, Rearview: 10" prismatic
- Radio: AM, electronically tuned with digital clock
- Safety Belts: All seating positions, with shoulder belts

- Seats: Foam-padded high-back buckets with Custom Vinyl trim
- Spare Tire Carrier With Cover: Inside vehicle on LH side behind wheelhousing
- Steering Column and Wheel: 15 1/4" soft color-keyed plastic 2-spoke wheel with color-keyed energy-absorbing column
- Stowage Box: With key lock
- Sunshades: Padded, color-keyed
- Tools: Scissors-type jack and wheel wrench with covered storage bracket on LH rear quarter panel below window
- Warning Lights: Safety belt, parking brake, direction/hazard signal, high beam.

## Standard Exterior

- Bumpers: Front and rear, chromed with black rub strips
- Glass: Tinted, all windows
- Grille: Chrome and black
- Hubcaps: Bright metal with black trim on 2WD, black plastic hub cover on 4x4
- Lights: Backup lamps integral with tail lamps, rectangular halogen headlamps, front and rear parking lamps, side marker lamps, direction and hazard lamps
- Mirrors: Black painted, Below Eyeline, RH and LH
- Tailgate and Lift-Glass: Hinged; cable checks on tailgate and gas cylinders on lift-

- glass, key-operated latch handle
- Tow Hooks (4x4 only)
- Wheels: Painted argent
- Windshield Wipers and Washers: Electric, intermittent, two-speed.

## PREFERRED EQUIPMENT GROUPS

These convenient option packages make it easy to tailor the S-10 Blazer to your exact specifications, and can save you money. You would pay appreciably more buying

all the options in a Preferred Equipment Group as individual options. (Savings based on comparison of Manufacturer's Suggested Retail Price of option packages versus M.S.R.P. of individual options purchased separately.)

	BASE		TAHOE		SPORT	
	1	2	3	4	5	6
<b>Preferred Equipment Group 1</b>	<input type="checkbox"/>	<input type="checkbox"/>	<input type="checkbox"/>	<input type="checkbox"/>	<input type="checkbox"/>	<input type="checkbox"/>
<b>Preferred Equipment Group 2</b>			<input type="checkbox"/>	<input type="checkbox"/>	<input type="checkbox"/>	<input type="checkbox"/>
Glass, Deep-Tinted			<input type="checkbox"/>	<input type="checkbox"/>	<input type="checkbox"/>	<input type="checkbox"/>
Radio: ETR AM/FM Stereo w/Seek-Scan and Digital Clock*			<input type="checkbox"/>	<input type="checkbox"/>	<input type="checkbox"/>	<input type="checkbox"/>
Seat: Rear, Folding			<input type="checkbox"/>	<input type="checkbox"/>	<input type="checkbox"/>	<input type="checkbox"/>
Wheels: Rally (2WD only)			<input type="checkbox"/>	<input type="checkbox"/>	<input type="checkbox"/>	<input type="checkbox"/>
<b>Preferred Equipment Group 3</b>			<input type="checkbox"/>	<input type="checkbox"/>		
Tahoe Trim Package			<input type="checkbox"/>	<input type="checkbox"/>		
Driver Convenience Package: Comfortilt Steering Wheel and Intermittent Wipers			<input type="checkbox"/>	<input type="checkbox"/>	<input type="checkbox"/>	<input type="checkbox"/>
Tires: P205/75R-15 W/L*			<input type="checkbox"/>	<input type="checkbox"/>	<input type="checkbox"/>	<input type="checkbox"/>
<b>Preferred Equipment Group 4</b>				<input type="checkbox"/>	<input type="checkbox"/>	<input type="checkbox"/>
Air Conditioning				<input type="checkbox"/>	<input type="checkbox"/>	<input type="checkbox"/>
Operating Convenience Package: Power Door Locks and Power Windows				<input type="checkbox"/>	<input type="checkbox"/>	<input type="checkbox"/>
Radio: ETR AM/FM Stereo w/Seek-Scan, Cassette Tape Player and Digital Clock*				<input type="checkbox"/>	<input type="checkbox"/>	<input type="checkbox"/>
Wheels, Cast-Aluminum (4x4 only)				<input type="checkbox"/>	<input type="checkbox"/>	<input type="checkbox"/>
<b>Preferred Equipment Group 5</b>					<input type="checkbox"/>	<input type="checkbox"/>
Sport Trim Level					<input type="checkbox"/>	<input type="checkbox"/>
Luggage Carrier and Rear Window Air Deflector Package					<input type="checkbox"/>	<input type="checkbox"/>
Rear-Window Convenience Package: Electric Tailgate Release and Rear-Window Defogger					<input type="checkbox"/>	<input type="checkbox"/>
<b>Preferred Equipment Group 6</b>					<input type="checkbox"/>	<input type="checkbox"/>
Instrumentation, Electronic					<input type="checkbox"/>	<input type="checkbox"/>
Radio: ETR AM Stereo†/FM Stereo w/Premium Dual Rear Speakers, Seek-Scan, Cassette Tape Player w/Search-Repeat, Graphic Equalizer and Digital Clock					<input type="checkbox"/>	<input type="checkbox"/>
Window Wiper/Washer, Rear					<input type="checkbox"/>	<input type="checkbox"/>

\*Upgrade allowed. †Receives C-Quam® AM stereo broadcasts. Most AM stereo stations across the country broadcast in C-Quam, but some do not. Check with your local stations for compatibility in your area.

TRIM LEVELS	SEAT TYPES		FABRICS	INTERIOR COLORS**
<b>Standard</b>	Standard front buckets.	—	Standard Custom Vinyl.	Blue, Garnet Red, Charcoal and Saddle.
<b>Tahoe</b>	Standard front buckets.	Optional reclining front buckets.	Standard Custom Vinyl; optional Special Custom Cloth; optional leather trim.	Blue, Garnet Red, Charcoal and Saddle.
<b>Sport</b>	Standard reclining front buckets.	—	Standard Special Custom Cloth or Deluxe Cloth; optional leather trim.	Blue, Garnet Red, Charcoal and Saddle†

choice of interior color. See your Chevy truck dealer for details.


†Deluxe Cloth available in Blue and Charcoal. Leather-trimmed seats available in Charcoal and Saddle.

## EXTENSIVE ANTI-CORROSION PROTECTION


The 1990 S-10 Blazer is carefully designed and built to resist corrosion, so the application of additional rustproofing is not required. Chevrolet's confidence in its extensive anti-corrosion protection is reflected in a new-truck warranty which includes 6-year/100,000-mile body-rust-through protection. See your dealer for terms and conditions of this limited warranty.



▲ An optional, manually operated, tinted sunroof lets the sun shine in—and provides additional ventilation for passengers.




▲ S-10 Blazer's standard transmission with the 4.3 Liter (262 Cu. In.) Vortec V6 is a new-for-'90 Getrag-licensed 5-speed manual which offers easy shifting and quiet operation.



▲ Optional inside rearview mirror with self-contained map-reading lights (Included in Tahoe and Sport trim packages).

► Reclining front bucket seats with optional leather inserts for all seating surfaces can be ordered at extra cost for Tahoe and Sport models.



▲ The optional electronic instrument panel provides an easy-to-read cluster: speedometer, tachometer, voltmeter, and gages for fuel, oil pressure and engine coolant temperature.



# OPTIONS COLORS

▼ Center storage console (optional in base S-10 Blazer, standard in Tahoe and Sport).




▼ S-10 Blazer with the following optional equipment: a rear-window defogger for maintaining good rear visibility in all types of weather; an air deflector to minimize the buildup of road dirt on the rear window; a rear spare tire carrier (including tire cover) to increase inside cargo space and add a dash of sporty exterior styling; and Heavy-Duty Trailering Package.

## INDIVIDUALLY AVAILABLE OPTIONS

(May be added to any Preferred Equipment Group if not already included.)

- Air Conditioning
- Axle, Locking Rear Differential
- Carrier: Luggage, Black (incl. rear-window air deflector)
- Carrier: Spare Wheel and Tire (incl. exterior cover)
- Console, Center (incl. w/Tahoe and Sport trim)
- Cooling Systems: See page 86
- Exterior Colors: See page 63
- Floor Covering
- Rubber, Full-Floor, Charcoal (N/A w/Tahoe or Sport trim)
- Mats, Front/Rear, Color-Keyed (incl. w/Tahoe or Sport trim)
- Glass, Deep-Tinted
- Instrumentation, Electronic
- Mirror: Lighted Visor, LH and RH
- Moldings
- Body-Side or Wheel-Opening (incl. w/Tahoe and Sport trim)
- Wheel-Opening, Black (incl. w/Sport trim)
- Wheel-Opening, Bright (incl. w/Tahoe trim)
- Operating Convenience Package: Power Door Locks and Power Windows
- Radio Equipment: See radios shown to your right



- Rear Window Convenience Package: (incl. rear window defogger and electric tailgate release)
- Seat: Rear, Folding, 2-Passenger
- Shield Package (4x4 only: incl. transfer case and front differential skid plates and steering linkage shield)
- Shock Absorbers: Front and Rear, Heavy-Duty (incl. w/heavy-duty front springs, N/A w/4x4 Suspension Package)
- Speed Control, Electronic
- Springs: Heavy-Duty, Front (4x4 only: incl. heavy-duty shock absorbers, N/A w/4x4 Suspension Package)
- Sunroof, Manually Operated
- Suspension Package, 4x4: incl. Gas Shocks, Upsized Torsion Bar, Jounce Bumpers and Stabilizer Bar (requires P235/75R-15 W/L steel-belted radial tires; N/A w/heavy-duty shock absorbers or heavy-duty front springs)
- Tires: See your Chevy dealer
- Trailering Equipment: See pages 65 and 86
- Wheels and Wheel Covers: See wheels shown to your right
- Window: Sliding, Side
- Window Washer/Wiper, Rear.



▲ Standard ETR AM radio with digital clock



▲ Optional ETR AM/FM stereo radio with premium dual rear speakers, Seek and Scan, and digital clock.



▲ Optional ETR/AM/FM stereo radio with premium dual rear speakers, Seek and Scan, stereo cassette tape player and digital clock.



▲ Optional ETR AM stereo/FM stereo radio with premium dual rear speakers, Seek and Scan, graphic equalizer and digital clock, plus stereo cassette tape player with Search and Repeat.



▲ Standard 15" wheels (2WD) with optional trim rings.



▲ Optional Rally Wheels (2WD).



▲ Optional cast-aluminum wheels (2WD).



▲ Standard 15" wheels (4x4) with optional trim rings.



▲ Optional cast-aluminum wheels (4x4).

Tires supplied by various manufacturers.

## INTERIOR & EXTERIOR COLOR AVAILABILITY

TRIM LEVEL Seal Type	INTERIOR COLORS			
	Blue	Charcoal	Garnet	Saddle
<b>STANDARD INTERIOR</b> Custom Vinyl High-Back Bucket Seats	<input type="checkbox"/>	<input type="checkbox"/>	<input type="checkbox"/>	<input type="checkbox"/>
<b>TAHOE INTERIOR</b> Custom Vinyl Reclining High-Back Bucket Seats	<input type="checkbox"/>	<input type="checkbox"/>	<input type="checkbox"/>	<input type="checkbox"/>
Special Custom Cloth Reclining High-Back Bucket Seats	<input type="checkbox"/>	<input type="checkbox"/>	<input type="checkbox"/>	<input type="checkbox"/>
Leather-Trimmed Reclining High-Back Bucket Seats		<input type="checkbox"/>		<input type="checkbox"/>
<b>SPORT INTERIOR</b> Deluxe Cloth Reclining High-Back Bucket Seats	<input type="checkbox"/>	<input type="checkbox"/>		
Leather-Trimmed Reclining High-Back Bucket Seats		<input type="checkbox"/>		<input type="checkbox"/>

### SOLID EXTERIOR COLORS\*

Black, Midnight	<input type="checkbox"/>	<input type="checkbox"/>	<input type="checkbox"/>	<input type="checkbox"/>
Blue, Aspen (Metallic)	<input type="checkbox"/>	<input type="checkbox"/>		
Blue, Royal (Metallic)	<input type="checkbox"/>	<input type="checkbox"/>		
Brown, Woodlands (Metallic)				<input type="checkbox"/>
Garnet		<input type="checkbox"/>	<input type="checkbox"/>	
Gold, Nevada (Metallic)		<input type="checkbox"/>		<input type="checkbox"/>
Gray, Steel (Metallic)		<input type="checkbox"/>	<input type="checkbox"/>	
Red, Apple		<input type="checkbox"/>	<input type="checkbox"/>	
Wheat		<input type="checkbox"/>		<input type="checkbox"/>
White, Frost	<input type="checkbox"/>	<input type="checkbox"/>	<input type="checkbox"/>	<input type="checkbox"/>

\*Ask your Chevy truck dealer for information on Conventional, Special and Deluxe Two-Tone combinations, plus body striping.

### EXTERIOR TRIMS

**Standard.** Chromed front and rear bumpers with black rub strips; black grille with bright trim; bright metal hubcaps with black trim on 2WD models and black hub covers on 4x4 models; argent painted wheels; black windshield moldings; tinted window glass.

**Tahoe.** Features beyond standard trim include: black body-side moldings with bright trim, bright wheel opening moldings, bright wheel trim rings, black applique on tailgate with bright "Chevrolet" lettering.

**Sport.** Features beyond Tahoe trim include: Cast-aluminum wheels, color-keyed front and rear bumpers with black rub strips,

black plastic wheel-opening and body-side moldings with black rub strips, black chrome door handles. Requires optional Two-Tone paint.

### INTERIOR TRIMS

**Standard.** Thickly padded, high-back front bucket seats in Custom Vinyl trim, gage package, color-keyed door panels with map pockets, side window defoggers, color-keyed floor covering, headlamps-on warning buzzer, grab handle over all passenger seating positions.

**Tahoe.** Features beyond standard trim include: reclining front bucket seats in a choice of Custom Vinyl or Special Custom Cloth seat trim, color-keyed center console with lockable compart-

ment, color-keyed carpeting. Special Custom Cloth door trim panels with carpeted lower insert, pocket and coin holder in driver door, carpeted lower rear quarter and endgate panels, right-hand visor mirror, rearview mirror with reading lamp, engine compartment light.

**Sport.** Features beyond Tahoe trim include: reclining front bucket seats with Deluxe Cloth upholstery and trim panel inserts, Sport steering wheel with the appearance of leather. (Genuine leather seating surfaces are available at extra cost.)



Midnight Black

Steel Gray Metallic



Aspen Blue Metallic

Silver Metallic\*



Royal Blue Metallic

Apple Red



Woodlands Brown Metallic

Wheat



Garnet

Frost White

\*Available only as a second color. Ask your Chevy dealer for information on the S-10 Blazer's many optional Two-Tone paint schemes.



Conventional Two-Tone includes body-side and wheel-opening moldings, with secondary color applied below the molding.



Special Two-Tone includes decal striping with secondary color applied below the beltline.



Deluxe Two-Tone includes secondary color on areas between the molding and the crease-line decal.



# SPECIFICATIONS / DIMENSIONS / TRAILERING

## ENGINE SPECIFICATIONS

Displacement—Liter (cu. in.)	4.3 (262) V6 w/EFI
Engine Ordering Code	LB4
Bore and Stroke (in.)	4.00 x 3.48
Compression Ratio	9.3 to 1
SAE Net HP @ RPM	160 @ 4000
SAE Net Torque (lb.-ft.) @ RPM	230 @ 2800

## SPECIFICATIONS

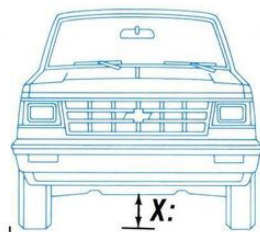
	2WD	4x4
Payload (lbs.)*	1000	1000
GVWR (lbs.)	4350	4700
Engine—Liter (cu. in.)—Std.	4.3 (262) V6 w/EFI	4.3 (262) V6 w/EFI
Front Suspension—Type	Independent/Coil Springs	Independent Driving Torsion Bar
—Capacity	2200	2400
Rear Suspension—Axle Type	Semi-Floating	Semi-Floating
—Capacity	2700	2700
Brakes—Disc/Drum, Rear-Wheel Anti-Lock Brake System†—Std.	Power	Power
Steering—Type—Standard	Power	Power
Transmission—Std.	5-Speed Manual w/OD	5-Speed Manual w/OD
—Opt.	4-Speed Automatic w/OD	4-Speed Automatic w/OD
Transfer Case	—	2-Speed
Tire Size—Tubeless—Std.	P205/75R-15	P205/75R-15
—Opt.	Larger Size Tubeless Tires	Larger Size Tubeless Tires**

\*Payload includes passengers, equipment and cargo.

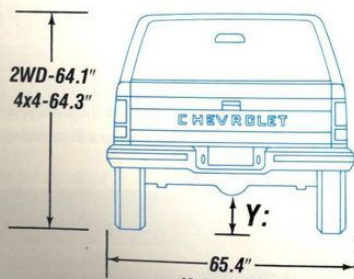
†Operates in 2WD mode only.

\*\*Including P235/75R-15 on- and off-road tires. Tire chains should not be used on S-10 Blazers equipped with P235/75R-15 tires because they could cause damage to this vehicle.

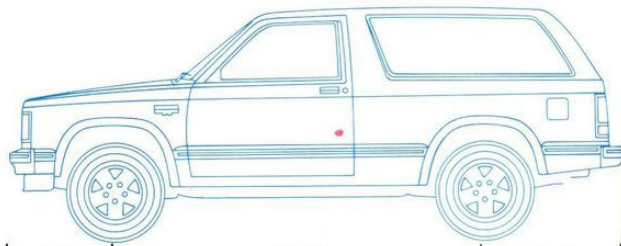
## DIMENSIONS



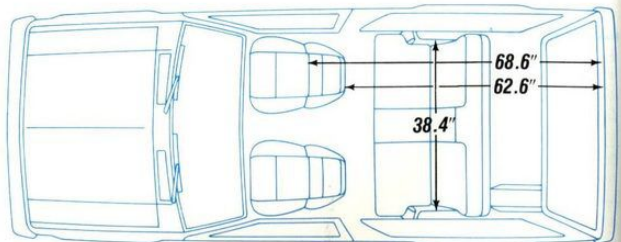
X:  
65.4"  
X-2WD-9.3"  
X-4x4-6.1"



Y:  
65.4"  
Y-2WD-7.2"  
Y-4x4-7.3"



30.5" 100.5" 39.2"  
170.3"



68.6"  
62.6"  
38.4"

## TRAILERING SPECIAL PACKAGES

If you intend to tow a light trailer (up to 2000 lbs.

gross weight) with your new S-10 Blazer, a Trailering Special Package (RPO Z72) is highly recommended. RPO Z72

includes a deadweight hitch which is bolted to the S-10 Blazer's rear bumper and undercarriage and includes a 1 7/8" diameter hitch ball. This package also includes a light-duty 5-wire wiring harness with male-female

connector and pigtail that must be spliced into the trailer wiring harness.

This allows Blazer's electrical system to activate your trailer lights and other electrical systems.

If you intend to tow a medium trailer (up to 4000 lbs. gross weight) or a heavy trailer (up to 6000 lbs. gross weight) a heavy-duty Trailering Special Package—RPO Z82—is a required option. (This Z82 option is also required, regardless of

gross trailer weight, if your trailer tongue weight exceeds 400 lbs.) RPO Z82 includes a weight-distributing platform hitch receiver which is bolted to Blazer's undercarriage. RPO Z82 includes a heavy-duty 7-wire wiring harness that is spliced into your trailer wiring harness connector.

With either trailering package, the wiring harness comes coiled and taped. The 5-wire harness will be located under the body at

LH rear, and the 7-wire harness also under the body at RH rear.

See the chart below—Required/Recommended Trailering Equipment—for Trailering Special Packages and other trailering options. To help you in ordering, Regular Production Option (RPO) numbers are listed.

Note that, although S-10 Blazers can be purchased with manual transmis-

sions for towing purposes, Chevrolet strongly endorses the 4-speed automatic transmission for towing.

If you prefer to use Gross Combination Weight Ratings (GCWRs) to determine the engine transmission and rear axle ratio you will require for towing, see the GCWR chart on page 87. Other important trailering information is available in the Owner's Manual of every 1990 Chevy truck.

## REQUIRED/RECOMMENDED TRAILERING EQUIPMENT

(Required Trailering Equipment Shown in Red)

Trailer Classification	Light		Medium		Heavy	
Maximum Gross Trailer Weight (lbs.)*	2000		4000		6000	5500†
Maximum Tongue Load	200		500		750	700
Chevy Truck Series	2WD S-10	4x4 S-10	2WD S-10	4x4 S-10	2WD S-10	4x4 S-10
Trailering Special Package	Z72	Z72	Z82	Z82	Z82	Z82
5-Wire Wiring Harness (incl. in RPO Z72)	X	X	—	—	—	—
7-Wire Wiring Harness (incl. in RPO Z82)	—	—	X	X	X	X
Deadweight Hitch (incl. in RPO Z72)	X**	X**	—	—	—	—
Weight-Distributing Hitch Platform (incl. in RPO Z82)	—	—	X	X	X	X
Minimum Engine						
Std. 4.3L (262 Cu. In.) V6 w/EFI	LB4	LB4	LB4	LB4	LB4	LB4
4-Spd. Automatic Transmission w/Overdrive	MX0	MX0	MX0	MX0	MX0	MX0
Minimum Rear Axle Ratio (to 1)	3.08	3.08	3.08	3.08	3.08 (5000)	3.08 (4500)
					3.42 (6000)	3.42 (5500)
Engine Oil Cooler	—	—	KC4	KC4	KC4	KC4
Transmission Oil Cooler	—	—	V02	V02	V02	V02
Heavy-Duty Radiator	V01	V01	—	—	—	—
Heavy-Duty Shock Absorbers, Front and Rear	—	—	F51	F51	F51	F51
Electronic Speed Control	—	—	K34	K34	K34	K34

\*Maximum gross trailer weight includes all passengers and cargo in the S-10 Blazer, plus any cargo in the trailer.

†Gross trailer weight is reduced by 1000 lbs. if P235/75R-15 tires are used.

\*\*Interference may occur if S-10 Blazer is also equipped with RPO P16 outside spare tire carrier and if trailer is equipped with winch or tongue jack.

NOTE: Model and driveline combinations must be verified by your local dealer for correct emissions equipment.



## FULL-SIZE BLAZER

*America's original  
full-size sport  
utility—still the  
highly civilized  
escape machine.*



Full-Size Blazer 4x4.

### CONTENTS

	Page
Product Highlights . . .	68
Standard Equipment . . .	70
Standard/Optional	
Trims . . . . .	70
Optional Equipment . . .	70
Interior/Exterior	
Colors . . . . .	73
Dimensions . . . . .	74
Specifications . . . . .	74
Trailering . . . . .	75

◀ Full-Size Blazer 4x4 in  
Mojave Beige and Sunset Gold  
Metallic with Silverado Trim.  
Tires supplied by various  
manufacturers.





▲ Blazer with optional Silverado trim and Conventional Two-Tone in Onyx Black and Sunset Gold Metallic. Exterior Silverado touches include chrome grille trim, dual quad halogen headlamps, Rally Wheels, bumper guards and rub strips. Tires supplied by various manufacturers.



◀ Optional luxury-level Silverado interior trim in Saddle with Custom Cloth. Interior Silverado touches include high-back reclining front bucket seats, a center console, and Custom Vinyl or Custom Cloth trim. Optional rear bench seat expands seating to five, and folds down to provide nearly five feet of cargo space. A wagon-style tailgate facilitates loading and unloading.

## STANDARD BLAZER AND LUXURY-LEVEL SILVERADO TRIM



▼ Blazer instrument panel.

► Scottsdale Blazer vinyl interior in Blue, with optional 3-passenger rear bench seat, plus new-for-'90 rear-seat shoulder belts at outboard passenger positions (available interim '90).

▼ Scottsdale Blazer in Smoke Blue Metallic. A properly equipped Blazer can move up to 12,000 lbs., including vehicle, trailer, people, cargo and equipment.

As the pictures below show you, a Full-Size Blazer with standard Scottsdale exterior and interior trim is a pleaser from the outside on in. And, beyond its styling strengths and interior refinements, the Scottsdale Blazer has a tough, ground-grabbing four-wheel-drive system and a powerful 5.7 Liter 350 Cu. In. gasoline V8 engine with Electronic Fuel Injection. (Or you can order the diesel-powered model, if you prefer: the 6.2 Liter [379 Cu. In.] Diesel V8 for 1990 has higher output than in '89.) Blazer's standard equipment also includes power brakes, a new-for-'90


rear-wheel anti-lock brake system (operates in 2WD mode only) and power steering. And Blazer is built to tough it out in the outback. Standard Blazer attributes include corrosion-resistant 2-side-galvanized steel for most body panels, a carbon steel frame with side rails and cross members, a 1.25-in.-diameter front stabilizer bar and a two-stage multi-leaf spring rear suspension to cushion the ride in rough terrain.

Yet, Blazer sells best with its optional luxury-level Silverado trim, shown left—a highly civilized escape machine.





# STANDARDS | OPTIONS

MODEL SELECTOR	MODELS	SEATING CAPACITY		DRIVES	WHEEL-BASE (IN.)	MAX. CARGO SPACE	MIN./MAX. PAYLOAD (LBS.)*	MIN./MAX. GCW (LBS.)†
		STD.	OPT.					
	Gas or diesel	2	5	4x4	106.5	106.5 cu. ft.	1570	9000/12,000

\*Payload includes passengers, equipment and cargo. Payloads indicated are for gasoline engines only. †GCW (Gross Combined Weight) includes vehicle, trailer, people, cargo and equipment. GCWs indicated are for gasoline-engine models only.

## STANDARD EQUIPMENT

### Standard Interior

- Armrests: On RH and LH door padded
- Cigarette Lighter
- Dome Lamps: Two, with door-operated switches
- Door Trim Panels: Color-keyed
- Floor Covering: Black rubber floor mats
- Gages and Switches: Gages—Speedometer, trip odometer, oil pressure, engine temperature, voltmeter and fuel. Switches—Lights, for interior, exterior and instrument panel. On steering column for direction signals, headlamp low/high beam and intermittent windshield washers/wipers, hazard warning. Heater fan, headlamps-on warning buzzer, and ignition with key-in warning buzzer
- Heater/Defogger: Heavy-duty, outside-air-type
- Inside-Hood Lock Release
- Insulation and Sound-Deadening Material: On dash panel, under floor mats and on roof panels
- Lights: Instrument cluster, cab interior and dome
- Mirror: Rearview: 10" prismatic
- Radio: AM, electronically tuned, with digital clock and fixed mast antenna
- Safety Belts: All seating positions; includes shoulder belts in all outboard seating positions (available interim '90)

- Seats: Foam-padded, high-back driver and passenger with Custom Vinyl trim
- Spare Tire Carrier: On RH rear panel
- Stowage Box: RH side of instrument panel, with key lock
- Tools: Mechanical jack and wheel wrench
- Warning Lights: Safety belt, parking brake, direction/hazard signal and high beam.

### Standard Exterior

- Battery: Heavy-duty
- Bumpers: Front and rear, chromed
- Fuel Tank: 31-gallon (gasoline); 32-gallon (diesel)
- Glass: Tinted, all windows
- Grille: Rustproof, painted argent
- Horn: Dual electric, low- and high-note
- Hubcaps: Bright metal/black trim
- Lights: Backup lamps integral with tail lamps. Two rectangular headlamps, plus front and rear direction and parking lamps
- Mirrors: RH and LH, Below Eyeline, painted black
- Removable Top: Molded plastic reinforced with fiberglass
- Tailgate: Double-wall construction. Includes power tailgate window and key lock
- Tow Hooks
- Windshield Wipers and Washers: Electric, intermittent, two-speed.

## EXTENSIVE ANTI-CORROSION PROTECTION

The 1990 Full-Size Blazer is carefully designed and built to resist corrosion, so the application of additional rust-proofing is not required. Chevrolet's confidence in its extensive anti-corrosion protection is reflected in a new-truck warranty which includes 6-year/100,000-mile body-rust-through protection. See your dealer for terms and conditions of this limited warranty.

can save you money. You would pay appreciably more buying all the options in a Preferred Equipment Group as individual options. (Savings based on comparison of Manufacturer's Suggested Retail Price of option packages versus M.S.R.P. of individual options purchased separately.)

## PREFERRED EQUIPMENT GROUPS

These convenient option packages make it easy to tailor the Full-Size Blazer to your exact specifications, and

	BASE		SILVERADO		
	1	2	3	4	5
□	□	□	□	□	□

### Preferred Equipment Group 1

### Preferred Equipment Group 2

Seat: Rear, Folding Shield, Fuel Tank Air Conditioning Wheels, Rally\*

### Preferred Equipment Group 3

Silverado Trim Level Radio: ETR AM/FM Stereo w/Seek-Scan and Digital Clock\*

### Preferred Equipment Group 4

Operating Convenience Package: Power Door Locks and Power Windows Driver Convenience Package: Comfortilt Steering Wheel and Electronic Speed Control Glass, Deep-Tinted

### Preferred Equipment Group 5


Hubs, Automatic Locking Mirrors: Exterior, Below Eyeline, Stainless Steel\* Radio: ETR AM/FM Stereo w/Seek-Scan, Cassette Tape Player and Digital Clock\* Window: Sliding Side Quarter Wheels, Cast-Aluminum

\* Upgrade allowed.

TRIM LEVELS	SEAT TYPES		FABRICS	INTERIOR COLORS**
Scottsdale	Standard front buckets.	Optional reclining front buckets.	Standard Custom Vinyl.	Dark Blue and Saddle.
Silverado	Standard reclining front buckets.	—	Standard Custom Vinyl; optional Custom Cloth.	Dark Blue, Garnet Red, Saddle and Slate Gray.

indicated are for gasoline-engine models only.

\*\*Your choice of exterior color will determine your choice of interior color. See your Chevy truck dealer for details.



Optional dual electric outside rearview mirrors provide the Blazer driver with one-touch, fingertip control for mirror adjustments. (Requires Driver Convenience Group and Silverado trim.)



Operating Convenience Group, consisting of power door locks and power windows, is an essential option for many travelers.



The standard multi-function lever provides handy controls for intermittent wipers, washers, directional signals and high/low beam. Shown with optional electronic speed control, available only with Comfortilt steering wheel.



Optional sliding side rear quarter windows provide excellent ventilation of the passenger compartment.



Standard front-bumper tow hooks.



Optional Driver Convenience Group includes electronic speed control and Comfortilt steering wheel.



# OPTIONS COLORS

## INDIVIDUALLY AVAILABLE OPTIONS (May be added to any Preferred Equipment Group if not already included.)

- Air Conditioning
- Axle, Locking Rear Differential
- Cold Climate Package (incl. engine block heater; N/A w/diesel equipment)
- Cooling Systems: See page 86
- Door Edge Guards (available interim '90)
- Driver Convenience Group: Comfortilt Steering Wheel and Electronic Speed Control
- Exterior Colors: See page 73
- Glass, Deep-Tinted
- Hub, Automatic Locking
- Mirrors
- Exterior, Below Eyeline, Stainless Steel
- Exterior, Electric Remote (requires Operating Convenience Package and Silverado trim)
- Operating Convenience Group: Power Door Locks and Power Windows
- Radio Equipment: See radios shown to your right
- Seat: Rear, Folding, 3-Passenger
- Shield, Fuel-Tank (incl. protective shield on transfer case)
- Shocks, Front Quad
- Springs: Heavy-Duty, Front (incl. heavy-duty front and rear shock absorbers)
- Tires: See your Chevy dealer
- Trailering Equipment: See pages 75 and 86
- Wheels and Wheel Covers: See wheels shown to your right
- Windows: Sliding, Side, Quarter.

## EXTERIOR TRIMS

**Scottsdale.** Front and rear chromed bumpers, tinted glass in all windows, light argent grille, bright metal hubcaps, painted silver wheels, electric tailgate window.

**Silverado.** Chrome trim on grille, dual quad halogen headlamps, rub strip on rear bumper, bright accent on front bumper rub strip and black body-side moldings, bright wheel-opening moldings, full wheel covers.

## INTERIOR TRIMS

**Scottsdale.** High-back front bucket seats with Custom Vinyl trim (an optional rear bench seat in matching trim expands seating to five); electronically tuned AM radio with digital clock; embossed black rubber floor mats in front and rear seat areas; full-length color-keyed plastic headliner.

**Silverado.** High-back reclining front bucket seats with choice of Custom Vinyl or Custom Cloth trim; color-keyed carpeting; foam-backed cloth headliner; deluxe moldings; extra insulation in floor, color-keyed door trim panels and headliner; Custom steering wheel; black vinyl spare tire cover; auxiliary lighting package; door-closing assist straps; center console with storage and beverage pockets.

## EXTENSIVE ANTI-CORROSION PROTECTION

The 1990 Full-Size Blazer is carefully designed and built to resist corrosion, so the application of additional rust-proofing is not required. Chevrolet's confidence in its extensive anti-corrosion protection is reflected in a new-truck warranty which includes 6-year/100,000-mile body-rust-through protection. See your dealer for terms and conditions of this limited warranty.



◀ Standard ETR AM radio with digital clock.



◀ Optional ETR AM/FM stereo radio with premium dual rear speakers, Seek and Scan and digital clock.



◀ Optional ETR AM/FM stereo radio with premium dual rear speakers, Seek and Scan, stereo cassette tape player and digital clock.



◀ Optional ETR AM stereo/FM stereo radio with premium dual rear speakers, Seek and Scan, graphic equalizer and digital clock, plus stereo cassette tape player with Search and Repeat.



◀ Standard wheels with chrome hubcaps.

◀ Standard wheels with optional wheel covers (standard on Silverado).

◀ Optional Rally Wheels.

◀ Optional cast-aluminum wheels.

Tires supplied by various manufacturers.

## INTERIOR & EXTERIOR COLOR AVAILABILITY

TRIM LEVEL Seat Type	INTERIOR COLORS			
	Dark Blue	Garnet	Saddle	Slate Gray
<b>SCOTTSDALE INTERIOR</b> Custom Vinyl High-Back Bucket Seats	<input type="checkbox"/>		<input type="checkbox"/>	
Custom Vinyl High-Back Reclining Bucket Seats	<input type="checkbox"/>		<input type="checkbox"/>	
<b>SILVERADO INTERIOR</b> Custom Vinyl High-Back Reclining Bucket Seats	<input type="checkbox"/>	<input type="checkbox"/>	<input type="checkbox"/>	<input type="checkbox"/>
Custom Cloth High-Back Reclining Bucket Seats	<input type="checkbox"/>	<input type="checkbox"/>	<input type="checkbox"/>	<input type="checkbox"/>
<b>SOLID EXTERIOR COLORS*</b>	<b>RECOMMENDED INTERIOR TRIM COLORS</b>			
Beige, Mojave		<input type="checkbox"/>	<input type="checkbox"/>	
Black, Onyx		<input type="checkbox"/>	<input type="checkbox"/>	<input type="checkbox"/>
Blue, Smoke (Metallic)	<input type="checkbox"/>			<input type="checkbox"/>
Blue, Midnight (Metallic)	<input type="checkbox"/>		<input type="checkbox"/>	<input type="checkbox"/>
Gray (Metallic)		<input type="checkbox"/>		<input type="checkbox"/>
Quicksilver (Metallic)	<input type="checkbox"/>	<input type="checkbox"/>		<input type="checkbox"/>
Red, Fire		<input type="checkbox"/>	<input type="checkbox"/>	<input type="checkbox"/>
White, Summit	<input type="checkbox"/>	<input type="checkbox"/>	<input type="checkbox"/>	<input type="checkbox"/>
Wintergreen Metallic			<input type="checkbox"/>	

\*Ask your Chevy truck dealer for information on Conventional, Special and Deluxe Two-Tone combinations, plus body stripping and top colors.



\*Available only as a second color. Ask your Chevy dealer for information on the Full-Size Blazer's many optional Two-Tone paint schemes.

## OPTIONAL TWO-TONES

Color-keyed top is standard with Onyx Black, Midnight Blue Metallic, Sunset Gold Metallic, Gray Metallic, Mojave Beige and Summit White. See your Chevy truck dealer for full information on top-color choices.



Conventional Two-Tone includes moldings. Secondary color is applied below moldings.



Special Two-Tone includes side and rear decal striping, plus a hood ornament, with secondary color below beltline striping.



Deluxe Two-Tone includes moldings and side and rear decal striping, plus a hood ornament, with secondary color between moldings and beltline striping.



# SPECIFICATIONS | DIMENSIONS | TRAILERING

## SPECIFICATIONS

Series	4-Wheel-Drive Gas	4-Wheel-Drive Diesel
GVWR (lbs.)	6100	6250
Engine—Liter (cu. in.)	5.7L (350) V8 w/EFI	6.2L (379) V8*
Transfer Case	Conventional NP 241	Conventional NP 241
Front Suspension—Spring Type	Hypoid Driving Axle/Leaf Spring	Hypoid Driving Axle/Leaf Spring
Axle Capacity (lbs.)	3600	3600
Rear Suspension—Axle Type	Semi-Floating	Semi-Floating
Capacity (lbs.)	3750	3750
Brakes—Disc/Drum	Power	Power
Steering—Type	Power	Power
Transmission—Std.—Opt.	4-Speed Manual* 4-Speed Auto./OD	4-Speed Auto./OD
Front Hubs—Std.—Opt.	Manual Auto. Locking	Manual Auto. Locking
Tire Size—Tubeless	P235/75-15†	235/75R-15†

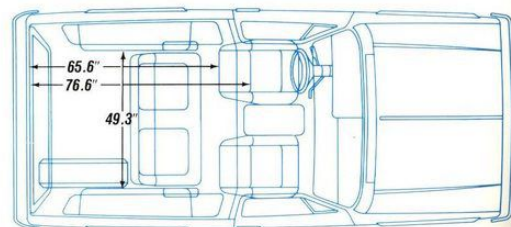
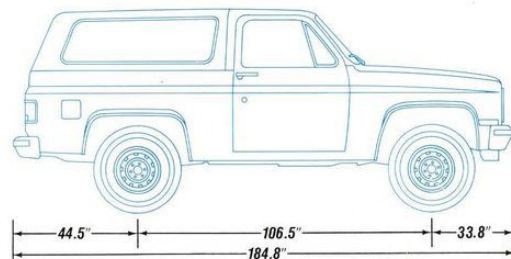
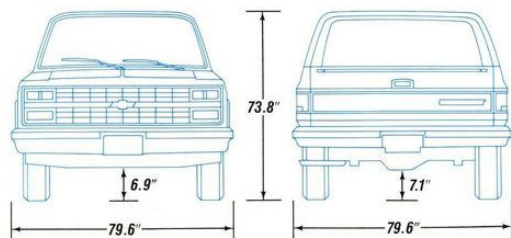
\*Not available in California. †Larger size tubeless tires available.

## ENGINE SPECIFICATIONS

Series	4-Wheel-Drive Gas	4-Wheel-Drive Diesel
Displacement—Liter (cu. in.)	5.7 (350) V8 w/EFI	6.2 (379) V8 Diesel
Engine Ordering Code	L05(A)	LH6
Bore and Stroke (in.)	4.0 x 3.48	3.98 x 3.82
Compression Ratio	9.3 to 1	21.3 to 1
SAE Net Horsepower @ RPM	210 @ 4000	145 @ 3600
SAE Net Torque (lb.-ft.) @ RPM	300 @ 2800	255 @ 1900

(A) Produced in U.S. and Canada.

## DIMENSIONS



## TRAILERING SPECIAL PACKAGES

If you intend to tow a light trailer (up to 2000 lbs. gross weight) with your new full-size Blazer, an optional Trailing Special Package is not required. However, an optional heavy-duty radiator is recommended.

A deadweight hitch and 5-wire wiring harness are recommended for trailers up to 2000 lbs. The hitch is available as an acces-

sory but the harness must be furnished by an outside supplier.

If you intend to tow a medium trailer (up to 4000 lbs. gross weight) or a heavy trailer (up to 6000 lbs. gross weight), heavy-duty Trailing Special Package RPO Z82 is recommended for medium trailers and is a required option for heavy trailers. (This Z82 option is also required, regardless of gross trailer weight, if

your trailer tongue weight exceeds 4000 lbs.) RPO Z82 includes a weight-distributing platform hitch receiver which is bolted to the Blazer's undercarriage. RPO Z82 includes a heavy-duty 7-wire wiring harness that is spliced into your trailer wiring harness connector.

See the chart below—Required/Recommended Trailing Equipment—for Trailing Special Packages and other trailering

options. To help you in ordering, Regular Production Option (RPO) numbers are listed.

Note that, although V-Blazers can be purchased with a manual transmission in gas models for towing purposes, Chevrolet strongly endorses the 4-speed automatic transmission for towing.

If you prefer to use Gross Combination Weight Ratings (GCWRs) to determine the engine, transmission and rear axle ratio you will require for towing, see the GCWR chart on page 87. Other important trailering information is available in the Owner's Manual of every 1990 Chevy truck.

## REQUIRED/RECOMMENDED TRAILERING EQUIPMENT

(Required Trailing Equipment Shown in Red)

Trailer Classification	Gasoline-Powered Blazers			Diesel-Powered Blazers*		
	Light	Medium	Heavy	Light	Medium	Heavy
Maximum Gross Trailer Weight (lbs.)†	2000	4000	6000	2000	4000	6000
Maximum Tongue Load	200	500	750	200	500	750
Trailing Special Package	—	Z82	Z82	—	Z82	Z82
7-Wire Wiring Harness (incl. in RPO Z82)	—	X	X	X**	X	X
Deadweight Hitch	X**	—	—	X**	—	—
Weight-Distributing Hitch Platform (incl. in RPO Z82)	—	X	X	—	X	X
Std. 5.7L V8 Gas	L05	L05	L05	—	—	—
Std. 6.2L V8 Diesel*	—	—	—	LH6	LH6	LH6
Opt. 4-Spd. Automatic w/Overdrive	MX0	MX0	MX0	MX0	MX0	MX0
Minimum Rear Axle Ratio	2.73	3.08	3.42 (5000) 3.73 (6000)	3.08	3.42	3.73
Engine Oil Cooler (incl. in RPO Z82)	—	KC4	KC4	Std.	Std.	Std.
Transmission Oil Cooler (incl. in RPO Z82)	—	V02	V02	—	V02	V02
Heavy-Duty Radiator	V01	—	—	Std.	Std.	Std.
Below Eyeline Outside Rearview Mirrors	—	D45	D45	—	D45	D45
Electronic Speed Control and Comfortilt Steering Wheel	—	ZQ3	ZQ3	—	ZQ3	ZQ3

\*Not available in California. †Maximum gross trailer weight includes all passengers and cargo in the Full-Size Blazer, plus any cargo in the trailer. \*\*Deadweight hitch and 5-wire wiring harness available from outside suppliers. Deadweight hitch also available as an accessory.

NOTE: Model and driveline combinations must be verified by your local dealer for correct emissions equipment.



# SUBURBAN

*The comfortable, smart-looking Chevy truck that carries lots of people and tows lots of trailer.*



Suburban 2WD (R1500/R2500 Series).



Suburban 4x4 (V1500/V2500 Series).

## CONTENTS

	Page
Product Highlights	78
Standard Equipment	80
Optional Equipment	80
Standard/Optional Trims	82
Interior/Exterior Colors	83
Dimensions	83
Specifications	84
Trailering	84

◀ R1500 Suburban with optional luxury-level Silverado trim, Deluxe Two-Tone in Onyx Black and Quicksilver Metallic, and optional cast-aluminum wheels.





## STANDARD SUBURBAN AND LUXURY-LEVEL SILVERADO TRIM

▼ The Silverado Suburban's instrument panel has a simulated wood-grain trim. The instrument cluster (which is standard in all 1990 Suburbans) has a new-for-'90 electric speedometer and the following easy-to-read gauges: voltmeter, fuel, oil pressure and engine coolant temperature.



▶ Scottsdale Custom Vinyl interior in Saddle with standard 3-passenger bench seat.

▼ R2500 Suburban in Summit White with standard Scottsdale trim.

Most people in the market for a full-size, truck-based station wagon for personal use choose a Chevy Suburban. They're drawn to its unique good looks, standard 5.7 Liter (350 Cu. In.) gas V8 power, tremendously versatile people-carrying and cargo-hauling capabilities, and trailering can-do far in excess of any car-type wagon. Suburban can carry up to nine people with available seating, and offers both gas- and diesel-engine models. A properly equipped ¾-ton R2500 Series Suburban can move up to 16,000

lbs., including vehicle, trailer, people, cargo and equipment.

Standard features include a new-for-'90 rear-wheel anti-lock brake system (operates in 2WD mode only), power steering, power brakes and dual rear panel-type doors or a wagon-type fold-down tailgate. Yet most Suburban buyers get the luxury-level Silverado trim option, shown left, with such amenities as chrome grille trim, dual quad halogen headlamps, full wheel covers and color-keyed carpeting.





▲ V1500 Series Suburban 4x4 with optional luxury-level Silverado trim and Deluxe Two-Tone in Smoke Blue Metallic and Summit White.

◀ Suburban interior in Dark Blue with optional Silverado trim, including Custom Cloth, plus optional reclining front bucket seats and optional center and rear bench seats. The rear bench seat can be easily removed, and the center bench seat folded down, to create cargo spaces ranging from 40.8 to 167 cu. ft.—room for everything from small packages to large, bulky items.





# STANDARDS OPTIONS

MODEL SELECTOR	MODELS	SEATING CAPACITY		DRIVES	WHEEL-BASE (IN.)	MAX. CARGO SPACE	MIN./MAX. PAYLOAD (LBS.)*	MIN./MAX. GCW (LBS.)†
		STD.	OPT.					
 	R1500 (1/2-ton) R2500 (3/4-ton)	3	2, 5, 6, 8, 9	2WD(R)	129.5	167 cu. ft. with panel rear doors. 165 cu. ft. with optional tailgate.	1693/3788(R)	9000/16,000
	V1500 (1/2-ton) V2500 (3/4-ton)			4x4(V)			1455/3520(V)	

\*Payload includes passengers, equipment and cargo. Payloads indicated are for gasoline engines only. †GCW (Gross Combined Weight) includes vehicle, trailer, people, cargo and equipment.

## STANDARD EQUIPMENT Standard Interior

- Armrests: On RH and LH doors, padded
- Ashtrays: Instrument panel and rear side door trim panels
- Cigarette Lighter
- Coat Hooks: RH and LH
- Floor Covering: Color-keyed rubber mats
- Gages and Switches: Gages—Speedometer, trip odometer, engine temperature, oil pressure, voltmeter and fuel

Switches—Lights, for interior, exterior and instrument panel. On steering column for direction signals, headlamp high/low beam, windshield washers/wipers, hazard warning. Heater fan, headlamps-on warning buzzer and ignition with key-in warning buzzer

- Headliner: Color-keyed, insulated
- Heater and Defogger: Heavy-duty outside-air-type
- Hood Lock Release: Inside-operated
- Insulation and Sound-Deadening Material: On dash panel, under floor mats and on headliner
- Lights: Instrument cluster and cab interior
- Mirror, Rearview: 10" prismatic
- Radio: AM, electronically tuned, with digital clock and fixed mast antenna
- Safety Belts: All seating positions, with shoulder belts in all outboard positions

□ Seats: Full-width, full-depth foam front bench, with Custom Vinyl trim
- Spare Tire Carrier: LH rear side
- Steering Column and Wheel: 16" soft black plastic 2-spoke wheel with energy-absorbing column
- Stowage Box: RH side of instrument panel, with key lock
- Sunshades: RH and LH, color-keyed
- Tools: Mechanical jack and wheel wrench
- Trim Panels: Color-keyed molded plastic on side doors
- Warning Lights: Safety belt, service/parking brake, direction/hazard signal and high beam.

□ Wipers: Electric, intermittent two-speed.

□ Wheels: Painted argent with chrome hubcaps
- Windshield Wipers and Washers: Electric, intermittent two-speed.

Chevrolet's confidence in its extensive anti-corrosion protection is reflected in a new-truck warranty which includes 6-year/100,000-mile body-rust-through protection. See your dealer for terms and conditions of this limited warranty.

**PREFERRED EQUIPMENT GROUPS**  
These convenient option packages make it easy to

**STANDARD EQUIPMENT GROUP 1**

**STANDARD EQUIPMENT GROUP 2**

**STANDARD EQUIPMENT GROUP 3**

**STANDARD EQUIPMENT GROUP 4**

**STANDARD EQUIPMENT GROUP 5**

**STANDARD EQUIPMENT GROUP 6**

**STANDARD EQUIPMENT GROUP 7**

**STANDARD EQUIPMENT GROUP 8**

**STANDARD EQUIPMENT GROUP 9**

**STANDARD EQUIPMENT GROUP 10**

**STANDARD EQUIPMENT GROUP 11**

**STANDARD EQUIPMENT GROUP 12**

**STANDARD EQUIPMENT GROUP 13**

**STANDARD EQUIPMENT GROUP 14**

**STANDARD EQUIPMENT GROUP 15**

**STANDARD EQUIPMENT GROUP 16**

**STANDARD EQUIPMENT GROUP 17**

**STANDARD EQUIPMENT GROUP 18**

**STANDARD EQUIPMENT GROUP 19**

**STANDARD EQUIPMENT GROUP 20**

**STANDARD EQUIPMENT GROUP 21**

**STANDARD EQUIPMENT GROUP 22**

**STANDARD EQUIPMENT GROUP 23**

**STANDARD EQUIPMENT GROUP 24**

**STANDARD EQUIPMENT GROUP 25**

**STANDARD EQUIPMENT GROUP 26**

**STANDARD EQUIPMENT GROUP 27**

**STANDARD EQUIPMENT GROUP 28**

**STANDARD EQUIPMENT GROUP 29**

**STANDARD EQUIPMENT GROUP 30**

**STANDARD EQUIPMENT GROUP 31**

**STANDARD EQUIPMENT GROUP 32**

**STANDARD EQUIPMENT GROUP 33**

**STANDARD EQUIPMENT GROUP 34**

**STANDARD EQUIPMENT GROUP 35**

**STANDARD EQUIPMENT GROUP 36**

**STANDARD EQUIPMENT GROUP 37**

**STANDARD EQUIPMENT GROUP 38**

**STANDARD EQUIPMENT GROUP 39**

**STANDARD EQUIPMENT GROUP 40**

**STANDARD EQUIPMENT GROUP 41**

**STANDARD EQUIPMENT GROUP 42**

**STANDARD EQUIPMENT GROUP 43**

**STANDARD EQUIPMENT GROUP 44**

**STANDARD EQUIPMENT GROUP 45**

**STANDARD EQUIPMENT GROUP 46**

**STANDARD EQUIPMENT GROUP 47**

**STANDARD EQUIPMENT GROUP 48**

**STANDARD EQUIPMENT GROUP 49**

**STANDARD EQUIPMENT GROUP 50**

**STANDARD EQUIPMENT GROUP 51**

**STANDARD EQUIPMENT GROUP 52**

**STANDARD EQUIPMENT GROUP 53**

**STANDARD EQUIPMENT GROUP 54**

**STANDARD EQUIPMENT GROUP 55**

**STANDARD EQUIPMENT GROUP 56**

**STANDARD EQUIPMENT GROUP 57**

**STANDARD EQUIPMENT GROUP 58**

**STANDARD EQUIPMENT GROUP 59**

**STANDARD EQUIPMENT GROUP 60**

**STANDARD EQUIPMENT GROUP 61**

**STANDARD EQUIPMENT GROUP 62**

**STANDARD EQUIPMENT GROUP 63**

**STANDARD EQUIPMENT GROUP 64**

**STANDARD EQUIPMENT GROUP 65**

**STANDARD EQUIPMENT GROUP 66**

**STANDARD EQUIPMENT GROUP 67**

**STANDARD EQUIPMENT GROUP 68**

**STANDARD EQUIPMENT GROUP 69**

**STANDARD EQUIPMENT GROUP 70**

**STANDARD EQUIPMENT GROUP 71**

**STANDARD EQUIPMENT GROUP 72**

**STANDARD EQUIPMENT GROUP 73**

**STANDARD EQUIPMENT GROUP 74**

**STANDARD EQUIPMENT GROUP 75**

**STANDARD EQUIPMENT GROUP 76**

**STANDARD EQUIPMENT GROUP 77**

**STANDARD EQUIPMENT GROUP 78**

**STANDARD EQUIPMENT GROUP 79**

**STANDARD EQUIPMENT GROUP 80**

**STANDARD EQUIPMENT GROUP 81**

**STANDARD EQUIPMENT GROUP 82**

**STANDARD EQUIPMENT GROUP 83**

**STANDARD EQUIPMENT GROUP 84**

**STANDARD EQUIPMENT GROUP 85**

**STANDARD EQUIPMENT GROUP 86**

**STANDARD EQUIPMENT GROUP 87**

**STANDARD EQUIPMENT GROUP 88**

**STANDARD EQUIPMENT GROUP 89**

**STANDARD EQUIPMENT GROUP 90**

**STANDARD EQUIPMENT GROUP 91**

**STANDARD EQUIPMENT GROUP 92**

**STANDARD EQUIPMENT GROUP 93**

**STANDARD EQUIPMENT GROUP 94**

**STANDARD EQUIPMENT GROUP 95**

**STANDARD EQUIPMENT GROUP 96**

**STANDARD EQUIPMENT GROUP 97**

**STANDARD EQUIPMENT GROUP 98**

**STANDARD EQUIPMENT GROUP 99**

**STANDARD EQUIPMENT GROUP 100**

**STANDARD EQUIPMENT GROUP 101**

**STANDARD EQUIPMENT GROUP 102**

**STANDARD EQUIPMENT GROUP 103**

**STANDARD EQUIPMENT GROUP 104**

**STANDARD EQUIPMENT GROUP 105**

**STANDARD EQUIPMENT GROUP 106**

**STANDARD EQUIPMENT GROUP 107**

**STANDARD EQUIPMENT GROUP 108**

**STANDARD EQUIPMENT GROUP 109**

**STANDARD EQUIPMENT GROUP 110**

**STANDARD EQUIPMENT GROUP 111**

**STANDARD EQUIPMENT GROUP 112**

**STANDARD EQUIPMENT GROUP 113**

**STANDARD EQUIPMENT GROUP 114**

**STANDARD EQUIPMENT GROUP 115**

**STANDARD EQUIPMENT GROUP 116**

**STANDARD EQUIPMENT GROUP 117**

**STANDARD EQUIPMENT GROUP 118**

**STANDARD EQUIPMENT GROUP 119**

**STANDARD EQUIPMENT GROUP 120**

**STANDARD EQUIPMENT GROUP 121**

**STANDARD EQUIPMENT GROUP 122**

**STANDARD EQUIPMENT GROUP 123**

**STANDARD EQUIPMENT GROUP 124**

**STANDARD EQUIPMENT GROUP 125**

**STANDARD EQUIPMENT GROUP 126**

**STANDARD EQUIPMENT GROUP 127**

**STANDARD EQUIPMENT GROUP 128**

**STANDARD EQUIPMENT GROUP 129**

**STANDARD EQUIPMENT GROUP 130**

**STANDARD EQUIPMENT GROUP 131**

**STANDARD EQUIPMENT GROUP 132**

**STANDARD EQUIPMENT GROUP 133**

**STANDARD EQUIPMENT GROUP 134**

**STANDARD EQUIPMENT GROUP 135**

**STANDARD EQUIPMENT GROUP 136**

**STANDARD EQUIPMENT GROUP 137**

**STANDARD EQUIPMENT GROUP 138**

**STANDARD EQUIPMENT GROUP 139**

**STANDARD EQUIPMENT GROUP 140**

**STANDARD EQUIPMENT GROUP 141**

**STANDARD EQUIPMENT GROUP 142**

**STANDARD EQUIPMENT GROUP 143**

**STANDARD EQUIPMENT GROUP 144**

**STANDARD EQUIPMENT GROUP 145**

**STANDARD EQUIPMENT GROUP 146**

**STANDARD EQUIPMENT GROUP 147**

**STANDARD EQUIPMENT GROUP 148**

**STANDARD EQUIPMENT GROUP 149**

**STANDARD EQUIPMENT GROUP 150**

**STANDARD EQUIPMENT GROUP 151**

**STANDARD EQUIPMENT GROUP 152**

**STANDARD EQUIPMENT GROUP 153**

**STANDARD EQUIPMENT GROUP 154**

**STANDARD EQUIPMENT GROUP 155**

**STANDARD EQUIPMENT GROUP 156**

**STANDARD EQUIPMENT GROUP 157**

**STANDARD EQUIPMENT GROUP 158**

**STANDARD EQUIPMENT GROUP 159**

**STANDARD EQUIPMENT GROUP 160**

**STANDARD EQUIPMENT GROUP 161**

**STANDARD EQUIPMENT GROUP 162**

**STANDARD EQUIPMENT GROUP 163**

**STANDARD EQUIPMENT GROUP 164**

**STANDARD EQUIPMENT GROUP 165**

**STANDARD EQUIPMENT GROUP 166**

**STANDARD EQUIPMENT GROUP 167**

**STANDARD EQUIPMENT GROUP 168**

**STANDARD EQUIPMENT GROUP 169**

**STANDARD EQUIPMENT GROUP 170**

**STANDARD EQUIPMENT GROUP 171**

**STANDARD EQUIPMENT GROUP 172**

**STANDARD EQUIPMENT GROUP 173**

**STANDARD EQUIPMENT GROUP 174**

**STANDARD EQUIPMENT GROUP 175**

**STANDARD EQUIPMENT GROUP 176**

**STANDARD EQUIPMENT GROUP 177**

**STANDARD EQUIPMENT GROUP 178**

**STANDARD EQUIPMENT GROUP 179**

**STANDARD EQUIPMENT GROUP 180**

**STANDARD EQUIPMENT GROUP 181**

**STANDARD EQUIPMENT GROUP 182**

**STANDARD EQUIPMENT GROUP 183**

**STANDARD EQUIPMENT GROUP 184**

**STANDARD EQUIPMENT GROUP 185**

**STANDARD EQUIPMENT GROUP 186**

**STANDARD EQUIPMENT GROUP 187**

**STANDARD EQUIPMENT GROUP 188**

**STANDARD EQUIPMENT GROUP 189**

**STANDARD EQUIPMENT GROUP 190**

**STANDARD EQUIPMENT GROUP 191**

**STANDARD EQUIPMENT GROUP 192**

**STANDARD EQUIPMENT GROUP 193**

**STANDARD EQUIPMENT GROUP 194**

**STANDARD EQUIPMENT GROUP 195**

**STANDARD EQUIPMENT GROUP 196**

**STANDARD EQUIPMENT GROUP 197**

**STANDARD EQUIPMENT GROUP 198**

**STANDARD EQUIPMENT GROUP 199**

**STANDARD EQUIPMENT GROUP 200**

**STANDARD EQUIPMENT GROUP 201**

**STANDARD EQUIPMENT GROUP 202**

**STANDARD EQUIPMENT GROUP 203**

**STANDARD EQUIPMENT GROUP 204**

**STANDARD EQUIPMENT GROUP 205**

**STANDARD EQUIPMENT GROUP 206**

**STANDARD EQUIPMENT GROUP 207**

**STANDARD EQUIPMENT GROUP 208**

**STANDARD EQUIPMENT GROUP 209**

**STANDARD EQUIPMENT GROUP 210**

**STANDARD EQUIPMENT GROUP 211**

**STANDARD EQUIPMENT GROUP 212**



# OPTIONS COLORS DIMENSIONS

## INDIVIDUALLY AVAILABLE OPTIONS (May be added to any Preferred Equipment Group if not already included.)

- ☐ Air Conditioning, Front
- ☐ Air Conditioning, Front and Rear
- ☐ Axle, Rear Locking Differential
- ☐ Cold Climate Package (incl. engine block heater; N/A w/diesel equipment)
- ☐ Cooling Systems: See page 86
- ☐ Defogger: Rear-Window, Electric (N/A w/deep-tinted glass)
- ☐ Door Edge Guards (available interim '90)
- ☐ Door Lock System, Power, incl. Tailgate (incl. w/Silverado trim or Operating Convenience Group)
- ☐ Driver Convenience Group: Comfortilt Steering Wheel and Electronic Speed Control
- ☐ Exterior Colors: See page 83
- ☐ Glass, Deep-Tinted (N/A w/electric rear-window defogger)
- ☐ Heater: Auxiliary, Rear
- ☐ Hubs, Automatic Locking (4x4 only)
- ☐ Lamps, Roof Marker (N/A w/California Emissions Equipment)

### Mirrors

- Exterior, Below Eyeline, Stainless Steel
- Exterior, Camper-Type, Stainless Steel
- Exterior, Electric Remote (requires Silverado trim and Driver Convenience Group)

- ☐ Operating Convenience Group: Power Door Locks and Power Windows
- ☐ Radio Equipment: Shown to your right
- ☐ Seating

- Center, Folding, 3-Passenger
- Center and Rear, 6-Passenger

- ☐ Shield, Fuel-Tank (4x4 only: incl. protective shield on transfer case)
- ☐ Shocks, Front Quad (4x4 only)
- ☐ Stabilizer Bar: Heavy-Duty, Front (R2500 4x4 only)
- ☐ Springs: Heavy-Duty, Front (R2500 4x4 only)
- ☐ Tires: See your Chevy dealer
- ☐ Trailing Equipment: See pages 85-86
- ☐ Wheels and Wheel Covers: Shown to your right.

## EXTERIOR TRIMS

**Scottsdale.** Front and rear chromed bumpers; tinted glass in all windows; light argent grille; bright metal hubcaps with black trim; painted silver wheels.

**Silverado.** Chrome trim on grille; dual quad halogen headlamps; bright accent on bumper rub strips and black body-side moldings; bright wheel-opening moldings; Rally Wheels.

## INTERIOR TRIMS

**Scottsdale.** Full-width front bench seat with choice of standard Custom Vinyl or optional Deluxe Cloth trim; electronically tuned AM radio with digital clock (may be deleted for credit); embossed, color-keyed floor mats in front seat area; full-length plastic headliner; front and rear dome lamps; spare tire cover.

**Silverado.** Standard full-width front bench seat or optional reclining front bucket seats with Custom Cloth; simulated wood-grain instrument panel and door trim applique; color-keyed carpeting; foam-backed cloth headliner; extra insulation in floor, color-keyed door trim panels and headliner; front and rear color-keyed floor mats; power door locks; 4-spoke Sport steering wheel; auxiliary light package; door-closing assist straps; center console with storage and beverage pockets.



◀ Standard ETR AM radio with digital clock.



◀ Optional ETR AM/FM stereo radio with premium dual rear speakers, Seek and Scan and digital clock.



◀ Optional ETR AM/FM stereo radio with premium dual rear speakers, Seek and Scan, stereo cassette tape player and digital clock.



◀ Optional ETR AM stereo/IFM stereo radio with premium dual rear speakers, Seek and Scan, graphic equalizer and digital clock, plus stereo cassette tape player with Search and Repeat.



◀ Standard wheels with chrome hubcaps.

◀ Standard wheels with optional wheel covers (standard on Silverado).

◀ Optional Rally Wheels.

◀ Optional cast-aluminum wheels.

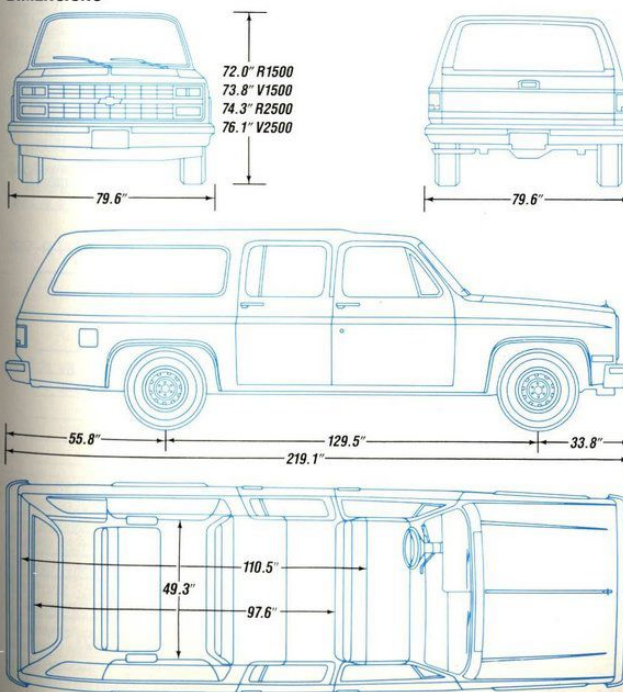
Tires supplied by various manufacturers.

## INTERIOR & EXTERIOR COLOR AVAILABILITY CHART

TRIM LEVEL Seat Type	INTERIOR COLORS			
	Dk. Blue	Garnet	Saddle	Slate Gray
<b>SCOTTSDALE INTERIOR</b>				
Custom Vinyl Bench Seat	<input type="checkbox"/>		<input type="checkbox"/>	
Deluxe Cloth Bench Seat	<input type="checkbox"/>		<input type="checkbox"/>	
<b>SILVERADO INTERIOR</b>				
Custom Cloth Bench Seat	<input type="checkbox"/>	<input type="checkbox"/>	<input type="checkbox"/>	<input type="checkbox"/>
Custom Cloth Reclining Bucket Seats	<input type="checkbox"/>	<input type="checkbox"/>	<input type="checkbox"/>	<input type="checkbox"/>
<b>SOLID EXTERIOR COLORS*</b>	<b>RECOMMENDED INTERIOR TRIM COLORS</b>			
Beige, Mojave		<input type="checkbox"/>	<input type="checkbox"/>	
Black, Onyx		<input type="checkbox"/>	<input type="checkbox"/>	<input type="checkbox"/>
Blue, Smoke (Metallic)	<input type="checkbox"/>			<input type="checkbox"/>
Blue, Midnight (Metallic)	<input type="checkbox"/>			<input type="checkbox"/>
Gray (Metallic)		<input type="checkbox"/>		<input type="checkbox"/>
Quicksilver (Metallic)	<input type="checkbox"/>	<input type="checkbox"/>		<input type="checkbox"/>
Red, Fire		<input type="checkbox"/>	<input type="checkbox"/>	<input type="checkbox"/>
White, Summit	<input type="checkbox"/>	<input type="checkbox"/>	<input type="checkbox"/>	<input type="checkbox"/>
Wintergreen (Metallic)			<input type="checkbox"/>	

\*Ask your Chevy truck dealer for information on Conventional, Special and Deluxe Two-Tone combinations, plus body striping.

## DIMENSIONS



\*Available only as a second color. Ask your Chevy dealer for information on the Suburban's many optional Two-Tone paint schemes.

## OPTIONAL TWO-TONES



Conventional Two-Tone includes black vinyl body-side and rear moldings with secondary color below.



Special Two-Tone includes side and rear decal striping, plus a hood ornament, with secondary color below the molding.



Deluxe Two-Tone includes moldings and side and rear decal striping, plus a hood ornament, with secondary color between moldings and striping.



# SPECIFICATIONS TRAILERING

## TRAILERING SPECIAL PACKAGES

If you intend to tow a light trailer (up to 2000 lbs. gross weight) with your new Suburban, an optional Trailering Special Package is not required.

A deadweight hitch and 5-wire wiring harness are recommended for trailers up to 2000 lbs. The hitch is available as an accessory but the harness must be furnished by an outside supplier.

If you intend to tow a medium trailer (up to 4000 lbs. gross weight) or a heavy trailer (up to 6000 lbs. gross weight), heavy-duty Trailering Special Package RPO Z82 is recommended for medium

trailers and is a required option for heavy trailers. (This Z82 option is also required, regardless of gross trailer weight, if your trailer tongue weight exceeds 400 lbs.) RPO Z82 includes a weight-

distributing platform hitch receiver which is bolted to the Suburban's undercarriage. RPO Z82 includes a heavy-duty 7-wire wiring harness that is spliced into your trailer wiring harness connector.

## ENGINE SPECIFICATIONS

	Series 1500 Models			Series 2500 Models		
Displacement—Liter (cu. in.)	5.7 (350) V8 w/EFI*	6.2L V8 Diesel	5.7L (350) V8 w/EFI*	7.4L (454) V8 w/EFI*	6.2L V8 Diesel	
Engine Ordering Code	L05†	LH6	L05†	L19	LL4	
Bore & Stroke	4.0 x 3.48	3.98 x 3.82	4.0 x 3.48	4.25 x 4.0	3.98 x 3.82	
Compression Ratio	9.3 to 1	21.3 to 1	8.6 to 1	7.9 to 1	21.3 to 1	
SAE Net Horsepower @ RPM	210 @ 4000	140 @ 3600	190 @ 4000	230 @ 3600	155 @ 3600	
SAE Net Torque (lb.-ft.) @ RPM	300 @ 2800	245 @ 2000	300 @ 2400	385 @ 1600	270 @ 2000	

\*Electronic Fuel Injection. †Produced in U.S. and Canada.

## SPECIFICATIONS—GAS MODELS

Series	R1500		R2500		V1500		V2500	
GVW Range (lbs.)—Std./Opt.	6100/6800		8600		6250/7000		8600	
Availability	Standard	Optional	Standard	Optional	Standard	Optional	Standard	Optional
Engine—Liter (cu. in.)	5.7L (350)		5.7L (350)		7.4L (454)		5.7L (350)	
Front Suspension—Type/Spring	Independent-Coil Springs		Independent-Coil Springs		Hypoid Driving Axle-Leaf Springs		Hypoid Driving Axle-Leaf Springs	
—Capacity (lbs.)	3250		3800		3700		3800	
Rear Suspension—Axle Type	Semi-Floating*		Semi-Floating*		Semi-Floating*		Semi-Floating*	
—Capacity (lbs.)	4000		6000		4000		6000	
Brakes—Disc/Drum	Power		Power		Power		Power	
Steering—Type	Power		Power		Power		Power	
Transmission—Manual	—		4-Spd.		4-Spd.		4-Spd.	
—Automatic	4-Spd. Auto./OD		3-Spd. Auto.		4-Spd. Auto./OD		3-Spd. Auto.	
Transfer Case—Manual Locking Front Hubs	—		—		New Process 241		New Process 241	
Tire Size—Tubeless	P235/75R-15		LT235/85R-16 E		P235/75R-15		LT235/85R-16 E	

Tire load range—E (10PR). \*Full-floating design included with 7.4L 454 engine. R=2WD. V=4x4. 1500=1/2-ton. 2500=3/4-ton.

## SPECIFICATIONS—DIESEL MODELS

Series	R1500		R2500		V1500		V2500	
GVW Range (lbs.)—Std./Opt.	6400/7000		8600		6800/7300		8600	
Availability	Standard	Optional	Standard	Optional	Standard	Optional	Standard	Optional
Engine—Liter (cu. in.)	6.2L (379)*		6.2L (379)		6.2L (379)*		6.2L (379)	
Front Suspension—Type/Spring	Independent-Coil Springs		Independent-Coil Springs		Hypoid Driving Axle-Leaf Springs		Hypoid Driving Axle-Leaf Springs	
—Capacity (lbs.)	3400		3800		3700		3800	
Rear Suspension—Axle Type	Semi-Floating		Semi-Floating		Semi-Floating		Semi-Floating	
—Capacity (lbs.)	4000		6000		4000		6000	
Brakes—Disc/Drum	Power		Power		Power		Power	
Steering—Type	Power		Power		Power		Power	
Transmission—Manual	—		—		—		—	
—Automatic	4-Spd. Auto./OD		3-Spd. Auto.		4-Spd. Auto./OD		3-Spd. Auto.	
Transfer Case—Manual Locking Front Hubs	—		—		New Process 241		New Process 241	
Tire Size—Tubeless	P235/75R-15		LT235/85R-16 E		P235/75R-15		LT235/85R-16 E	

Tire load range—E (10PR). \*Not available in California. R=2WD. V=4x4. 1500=1/2-ton. 2500=3/4-ton.

See the chart below—Required/Recommended Trailering Equipment—for Trailering Special Packages and other trailering options.

To help you in ordering, Regular Production Option (RPO) numbers are listed.

Note that, although Suburbans can be pur-

chased with manual transmissions for towing purposes, Chevrolet strongly endorses the 3- or 4-speed automatic transmission for towing.

If you prefer to use Gross Combination Weight Ratings (GCWRs) to determine the engine, transmission and rear axle ratio you will require for

towing, see the GCWR chart on page 87. Other important trailering information is available in the Owner's Manual of every 1990 Chevy truck.

## REQUIRED/RECOMMENDED TRAILERING EQUIPMENT (Required Trailering Equipment Shown in Red)

Trailer Classification	Gas-Powered Suburban						Diesel-Powered Suburban					
	Light	Medium	Heavy				Light	Medium	Heavy			
Maximum Gross Trailer Weight (lbs.)*	2000	4000	7000	9500	6500	7500	2000	4000	5500	8000	5500	6000
Maximum Tongue Load (lbs.)	200	500	850	1000	750	900	200	500	700	950	700	750
Chevy Truck Series	All Series	All Series	2WD 1/2-Ton R1500	2WD 3/4-Ton R2500	4x4 1/2-Ton V1500	4x4 3/4-Ton V2500	All Series	All Series	2WD 1/2-Ton R1500	2WD 3/4-Ton R2500	4x4 1/2-Ton V1500	4x4 3/4-Ton V2500
Trailering Special Package	—	Z82	Z82	Z82	Z82	Z82	—	Z82	Z82	Z82	Z82	Z82
7-Wire Wiring Harness (incl. in RPO Z82)	—	UY7	UY7	UY7	UY7	UY7	—	UY7	UY7	UY7	UY7	UY7
Deadweight Hitch	X†	—	—	—	—	—	X†	—	—	—	—	—
Weight-Distributing Hitch Platform (incl. in RPO Z82)	—	VR4	VR4	VR4	VR4	VR4	—	VR4	VR4	VR4	VR4	VR4
Std. 5.7L (350 Cu. In.) V8 Gas	L05	L05	L05	L05	L05	L05	—	—	—	—	—	—
Opt. 7.4L (454 Cu. In.) V8 Gas	—	—	—	L19	—	—	—	—	—	—	—	—
Std. 6.2L (379 Cu. In.) V8 Diesel	—	—	—	—	—	—	LH6/LL4	LH6/LL4	LH6	LL4	LH6	LL4
Opt. Automatic Transmission w/5.7L V8 Engine**††	MX0/MX1	MX0/MX1	MX0	MX1	MX0	MX1	MX0/MX1	MX0/MX1	MX0	MX1	MX0	MX1
Minimum Axle Ratio (Gross Trailer Weight, lbs.)	Std.	Std.	3.42 (6000)	3.73 (6500)	3.42 (5500)	3.73 (6000)	Std.	Std.	—	—	—	—
W/5.7L V8 Engine	—	—	3.73 (7000)	4.10 (8000)	3.73 (6500)	4.10 (7500)	—	—	—	—	—	—
W/7.4L V8 Engine	—	—	—	4.56 (9500)	—	—	—	—	—	—	—	—
—	—	—	—	3.73 (8500)	—	—	—	—	—	—	—	—
—	—	—	—	4.10 (9500)	—	—	—	—	—	—	—	—
W/6.2L V8 Diesel	—	—	—	—	—	—	—	—	3.73	3.73 (5500)	3.73	3.73 (5000)
—	—	—	—	—	—	—	—	—	—	4.10 (6500)	—	4.10 (6000)
—	—	—	—	—	—	—	—	—	—	4.56 (8000)	—	—
Engine Oil Cooler (incl. in RPO Z82)	—	KC4	KC4	KC4	KC4	KC4	—	KC4	KC4	KC4	KC4	KC4
Transmission Oil Cooler (incl. in RPO Z82)	—	V02	V02	V02	V02	V02	—	V02	V02	V02	V02	V02
Camper-Type Mirrors	—	DF2	DF2	DF2	DF2	DF2	—	DF2	DF2	DF2	DF2	DF2
Electronic Speed Control and Comfortlit Steering Wheel	—	ZQ3	ZQ3	ZQ3	ZQ3	ZQ3	—	ZQ3	ZQ3	ZQ3	ZQ3	ZQ3


\*Maximum gross trailer weight includes all passengers and cargo in the Suburban, plus any cargo in the trailer. †Deadweight trailer hitch and 5-wire wiring harness available from outside suppliers. ††Manual transmission (RPO MM4) may be used on V1500, R2500 and V2500 gas models. Heavy-duty radiator (RPO V01) required. Trailering Special Package (RPO Z82) not available. \*\*MX0=4-speed with overdrive. MX1=3-speed. NOTE: Model and driveline combinations must be verified by your local dealer for correct emissions equipment.



# GENERAL TRAILERING INFORMATION

## AVAILABLE TRAILERING EQUIPMENT

Chevrolet offers a wide selection of available options for trailering, and only a few of them are illustrated and described here. Check with your Chevrolet dealer for complete information on these items, as well as many others, for your Chevy truck.



## LIGHT-DUTY TRAILER HITCH

For hauling trailers up to 2000 lbs. with a maximum tongue load of 200 lbs. A 1 7/8"-diameter ball is included. (Dealer-installed accessory. See above chart for part numbers.)



## WEIGHT-DISTRIBUTING PLATFORM HITCH RECEIVER

Required when towing trailers over 2000 lbs. Installs quickly and easily. (Dealer-installed accessory. See above chart for part numbers.)

## DEALER-INSTALLED TRAILER HITCHES

	Light Up to 2000 Lbs. 200-Lb. Tongue Load	Light/Medium Up to 4000 Lbs. 400-Lb. Tongue Load	Heavy Up to 6000 Lbs. 750-Lb. Tongue Load	Heavy Up to 7000 Lbs. 850-Lb. Tongue Load
Type of Hitch	Deadweight*	Rear Step Bumper†	Weight-Distrib. Platform	Weight-Distrib. Platform
S-10 Pickup		***††	998485***	
S-10 Blazer	998954		998484***	
V Blazer	996922		996925	
Suburban	996922			996924†
Chevy Van & Sportvan	995742	995689-Painted		995745

\*Deadweight hitch includes 1 7/8" ball. †1 7/8" ball for step-type bumper—Part No. 981148. All except S-10. Part No. 998391 for S-10. 2" ball for step-type bumper—Part No. 980670. All except S-10. Part No. 998392 for S-10. \*\*\*Maximum 2000-lb. trailer with 200-lb. tongue load. ††Standard bumper painted black—Part No. 997859, chrome with rub strip—Part No. 997883, or sport bumper painted black with rub strip—Part No. 998020. \*\*\*Maximum trailer weight 5000 lbs. Maximum tongue load 600 lbs. \*Maximum trailer weight 9500 lbs. Maximum tongue load 1000 lbs.

## WIRING HARNESES

5-wire used with trailers up to 2000 lbs. gross weight and 7-wire for larger trailers. Harnesses tie into vehicle's electrical system to provide electricity for your trailer's lights, plus electric brakes or battery charging. (See diagram for wiring color code.)



## HITCH BALLS

1 7/8"-diameter ball is standard with light-duty hitches. Also available as an accessory: Part No. 981148. A 2"-diameter ball is also available for hitches as Part No. 980670.



## TRUCK WIRING CODE

The following color code for Chevy trucks should be used when installing trailer wiring harnesses.

- **Blue.** Use for electric trailer brakes or auxiliary wiring.
- **Red.** Use for battery charging. Connects to starter solenoid (7-wire harness only).
- **Light Green.** Backup lights (7-wire harness only).
- **Brown.** Taillight and running lights.
- **Yellow.** Left stop and turn signal.
- **Dark Green.** Right stop and turn signal.
- **White.** Ground.

## MIRRORS

Chevy trucks used as tow vehicles will require outside mirrors with extensions that exceed the width of the trailer to be towed. Optional mirrors with larger mounting brackets are available on all Chevy truck models.

## COOLERS AND COOLING

Trailering creates higher-than-normal temperatures in coolant, engine and transmission oil. To help control these temperatures, Chevy offers the following separate options.

RPO V01. This heavy-duty radiator option provides increased radiator and transmission cooling. (Included with optional automatic transmission or air conditioning.)

RPO V02. This is an extra-capacity heavy-duty automatic transmission oil cooler option. (Included in RPO Z82 Trailering Special Package.)

RPO KC4. This optional engine oil cooler circulates oil through a separate cooler mounted ahead of the radiator. (Included in RPO Z82 Trailering Package.)

## HOW TO USE GCWRs TO DETERMINE POWER-TRAIN AND REAR AXLE RATIO FOR TRAILERING

Perhaps you prefer to use Gross Combination Weight Ratings (GCWRs) to determine the engine, transmission and rear axle ratio you will require to tow a specific trailer with

your Chevy truck. The chart below allows you to do just that. It shows you the maximum allowable GCWR based on all the available truck engines and rear axle ratios with auto-

matic or manual transmissions. The GCWR includes the total loaded weight of both the truck and trailer. Any available engine may be used for trailering if the GCWR

shown is not exceeded. The trailer weight can be increased by 25% if the vehicle speed will not exceed 25 MPH.

## GROSS COMBINATION WEIGHT RATING (GCWR) Includes Weight of Both Truck and Trailer By Engine & Axle Ratio

With Automatic Transmissions																
GCWR (lb.)	6000	6500	7500	8500	9000	9500	10,000	10,500	11,000	11,500	12,000	12,500	13,500	14,000	14,500	15,000
Engines	Rear Axle Ratios															
2.5L (151) 4 Gas	3.73	4.10/4.11														
3.1L (291) V6 Gas	3.18															
4.3L (262) V6 Gas*			2.73	3.08	3.23	3.42	3.73	4.10/4.11								
5.0L (305) V8 Gas				2.73		3.08		3.42		3.73		4.10				
5.7L (350) V8 Gas					2.73		3.08	3.23	3.42		3.73		4.10			4.56
6.2L (379) V8 Diesel					3.08	3.23	3.42		3.73		4.10		4.56	5.13†		
7.4L (454) V8 Gas													3.42		3.73	4.10

With Manual Transmissions																
GCWR (lb.)	4500	5000	5500	6000	6500	7000	7500	9000	10,000	11,000	12,000	13,500	14,500	15,000	16,000	19,000
2.5L (151) L4 Gas		3.73	4.10/4.11													
2.8L (173) V6 Gas	3.42	3.73	4.11													
4.3L (262) V6 Gas				2.73	3.08	3.42	3.73									
5.0L (305) V8 Gas						3.08	3.42	3.73								
5.7L (350) V8 Gas									3.08	3.42	3.73	4.10		4.56		
6.2L (379) V8 Diesel						3.08	3.42	3.73	4.10	4.56						
7.4L (454) V8 Gas												3.42	3.73		4.10	4.56

\*GCWR on S-10 Pickups and Blazers is reduced by 1000 lbs. when P235/75R-15 tires are specified. †Motor home chassis only. NOTE: Model and driveline combinations must be verified by your local dealer for correct emissions equipment.

## TRAILERING WITH A REAR STEP BUMPER

If your light-duty Chevy truck is equipped with a rear step bumper, the V-shaped foot on your trailer tongue could dent the bumper in a sharp turn. Before towing a trailer with this foot in

place, check the distance from the foot front edge to the center line of the couple ball socket. If this dimension is less than 12 inches, remove the foot from the trailer, or possible damage to the rear step bumper could occur.



# ADDITIONAL INFORMATION

## OUR COMMITMENT TO YOUR SATISFACTION AS A CHEVY TRUCK OWNER

Chevrolet has a complete customer satisfaction system in place to ensure your contentment with the truck you buy and the dealership that sells it to you. It's a system that begins with thorough product inspections throughout the manufacture and assembly of Chevy trucks, continues at your Chevy dealer's with a detailed predelivery inspection of the Chevy you select and includes follow-up activities after you've driven your new Chevy home. Chevrolet stays in close touch with you, the customer, as long as you own your Chevy. For one thing, we ask for and act upon your evaluation of your truck's performance and your Chevy truck dealer's performance.

## YOUR CHEVY TRUCK DEALER'S COMMITMENT TO YOUR SATISFACTION

Your local Chevy truck dealership is a vital link in our customer satisfaction system—and a strong one. Your dealer's salespeople will introduce you to the Chevy of your choice, explain all warranties and maintenance schedules and accompany you on an orientation drive to make sure you're thoroughly familiar with your new truck's features and operation. Equally important, your dealer's service advisors and technicians are highly trained and equipped with the most up-to-date diagnostic and repair equipment, all to ensure your long-term satisfaction with maintenance and repair work performed on your Chevy.

## CHEVY'S NATIONWIDE PARTS AND SERVICE NETWORK

When you're traveling long distances for pleasure or business, it's comforting to know there are over 4900 Chevy truck dealers dotting the map of the U.S.A.—each one ready to provide you with professional service and genuine GM parts.

## THE CHEVROLET CUSTOMER ASSISTANCE CENTER

Dial this toll-free number—**1-800-222-1020**—to talk to trained experts regarding any Chevrolet product or service problem you may have. (You can call the Chevrolet Customer Assistance Center on Monday through Friday, 8:00 a.m. to 7:30 p.m., Eastern Standard Time.)

## A WORD ABOUT UPDATED SERVICE INFORMATION

Chevrolet regularly sends its dealers useful service bulletins about Chevrolet products. Chevrolet monitors product performance in the field. We then prepare bulletins for servicing our products better. Now you can get these bulletins, too. Ask your dealer. To get ordering information, call toll-free **1-800-551-4123**.

## A WORD ABOUT CORROSION PROTECTION

Chevrolets are designed and built to resist corrosion. All body sheet metal components are warranted against rust-through corrosion for 6 years/100,000 miles. Application of additional rust-inhibiting materials is not required under the corrosion coverage.

## GMAC FINANCING

At your Chevrolet dealer's, financing or leasing your new Chevy truck can be as easy as saying **GMAC**. All the new Chevy trucks may be financed through the GMAC First Time Buyer Program, which makes it easier for qualified first-time buyers who want credit to get it. See your Chevrolet dealer for qualification details.

## GM PROTECTION PLAN

The GM Protection Plan offers service protection in addition to that provided by GM's new-vehicle limited warranty. Ask your dealer about it. Coverage available only in the U.S. and Canada.

## 4X4 DRIVING TIPS

Four-wheel drive Chevys are fun-to-drive vehicles designed to travel where regular passenger cars wouldn't dare. And although each Chevy 4x4 has been designed with a wide track and wide stance, its versatile nature and high ground clearance also mean that it will handle somewhat differently from a regular passenger car, especially after you have left our North American road system.

Please drive your Chevy 4x4 with care, on-road or off-road. Make sure you and your passengers always wear safety belts. When off-roading, stay on marked trails and do your part to keep America beautiful by always treating our environment with respect. Ask your dealer for the special 4x4 driving tips brochure available at the dealership before you travel off-road in your Chevy 4x4.

More information on the on-road and off-road capabilities of your Chevy 4x4 may be found in the owner's manual. Please read it before you drive your new Chevy 4x4. It's filled with helpful tips and facts on off-road driving.



## CHEVROLET'S BEST WARRANTY EVER

GM's 3-year/50,000-mile limited warranty offers a security blanket covering just about everything. Most every part is covered, from front to back, road to roof.

The limited warranty covers repairs for any new Chevrolet van or light-duty truck, including labor and parts, to correct any defects in material or workmanship occurring during the warranty period. After the first year or first 12,000 miles, whichever comes first, repairs are subject to a \$100 deductible per repair visit. Warranty features include no-cost warranty transfer, 6-year/100,000-mile body-rust-through protection, and 5-year/50,000-mile emissions control system coverage.

Other warranty features include: ☐ Air conditioning repair—The sealed refrigerant portion of the factory-installed air conditioning system has no deductible the first year, regardless of mileage. ☐ Towing—If your vehicle cannot be driven because of a defect covered by

warranty, towing to the nearest Chevrolet dealership is covered.

Items not covered include tires (which are covered by the tire maker's warranty) and normal maintenance. See your Chevrolet dealer for details, including terms and conditions of this limited warranty.

## COVERAGE

### New Vehicle Limited Warranty

	3 years/ 50,000 miles
<input type="checkbox"/> Bumper to Bumper Plus coverage, except tires* less \$100 deductible after 12 months or 12,000 miles, whichever comes first	
<input type="checkbox"/> Air Conditioning (deductible does not apply)	1 year regardless of distance
<input type="checkbox"/> Corrosion (rust-through) (deductible does not apply)	6 years/100,000 miles
<input type="checkbox"/> Emissions Control System (deductible does not apply)	5 years/50,000 miles
<input type="checkbox"/> Warranty Transfer (fully transferable to all subsequent owners)	No charge

\*Tires are covered by their manufacturers.

Coverage	3 years/ 50,000 miles	5 years/ 50,000 miles	6 years/ 100,000 miles
<input type="checkbox"/> Complete vehicle (\$100 deductible per repair visit after 1 year or 12,000 miles)*			
<input type="checkbox"/> Emissions control system			
<input type="checkbox"/> Corrosion (rust-through, no deductible)			

\*Except tires.

## IMPORTANT: A WORD ABOUT THIS CATALOG

We have tried to make this catalog as comprehensive and factual as possible. We reserve the right, however, to make changes at any time, without notice, in prices, colors, materials, equipment, specifications, models and availability. Since some information may have been updated since the time of printing, please check with your Chevrolet dealer for complete details.

## A WORD ABOUT 1990 CHEVY TRUCK CATALOGS

You are reading Volume One of a three-volume series. Volume One includes ☐ Lumina APV ☐ Astro Passenger Van ☐ Sportvan ☐ S-10 Blazer ☐ Full-Size Blazer ☐ Suburban ☐ S-10 Compact Pickup.

Volume Two includes ☐ C/K Full-Size Pickups ☐ C/K Chassis-Cabs ☐ R/V Full-Size Pickups ☐ R/V Chassis-Cabs.

Volume Three (Commercial Vehicles & Motor Home Chassis) includes ☐ APV Cargo Van ☐ Astro Cargo Van ☐ Chevy Van ☐ Sportvan ☐ Hi-Cube Van ☐ P-Cutaway Van ☐ Step-Van ☐ C/K Chassis-Cab ☐ R/V Chassis-Cab ☐ Motor Home Chassis.

Feel free to ask your Chevy dealer for these other catalogs.

## A WORD ABOUT ENGINES

Chevrolets are equipped with engines produced by different operating units of GM, its subsidiaries or suppliers to GM worldwide.

## A WORD ABOUT ASSEMBLY

Chevrolets are assembled by different operating units of General Motors, its subsidiaries or suppliers to GM worldwide. Chevrolet incorporates thousands of components produced by different operating units of GM, its subsidiaries or suppliers to GM worldwide. We sometimes find it necessary to produce Chevrolets with different or differently sourced components than originally scheduled. All such components have been approved for use in Chevrolets and will provide the quality performance associated with the Chevrolet name. Since some options may be unavailable when your vehicle is assembled, we suggest that you verify that your vehicle includes the equipment you ordered or, if there are changes, that they are acceptable to you.



© 1989 GENERAL MOTORS CORPORATION. ALL RIGHTS RESERVED.



THE *Heartbeat* OF AMERICA  TODAY'S TRUCK IS CHEVROLET™





THE *Heartbeat* OF AMERICA  TODAY'S TRUCK IS CHEVROLET™

# CHEVY TRUCKS

1990 VANS / BLAZERS / SUBURBANS / S-10 COMPACT PICKUPS

1  
volume one

