

Save This
SPECIAL
RECREATION
VEHICLES SECTION

FORD NEW GENERATION FUN FLEET '73

F-250 Ranger
Camper Special



F-350 Ranger XLT
Super Camper Special



F-100 Ranger XLT with deluxe box cover



Camper shells sold by other manufacturers.

NEW FORD... F-350

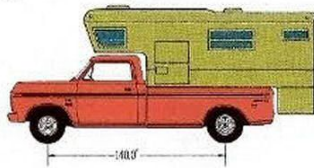
SUPER Camper Special

THIS IS WHY IT'S SUPER.

This all-new-for-'73 Ford pickup is designed and engineered from the ground up specifically for big 11- or 12-foot slide-in camper bodies.

New stabilizer bars are standard, front and rear, adding to the wide track stability.

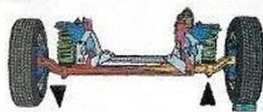
A new 140-inch wheelbase—9 inches longer than last year's Styleside pickup and the longest ever offered in a Ford pickup, provides good weight distribution with your camper body well-balanced between front and rear axles for stability and easy handling. A 65-inch front track adds even greater stability.



9" Longer Than Before

Exclusive Twin-I-Beam front suspension, smooths your travel over


road or trail. The two rugged, forged I-beam axles work with big, individual coil springs to ease each wheel over each bump independently—cushions your cab and camper body from road shocks.



New GVW ratings up to 9,500 lb. The Super Camper Special is built to carry a maximum of up to 4,675 lb., including the weight of the camper body, passengers, options and other equipment. And that's on easy-riding single rear tires!

New heavy-duty frame, with deeper

side rails, contributes to greater load-carrying ability and long lasting vehicle strength.




New outside-the-cab gas tank location, back of the axle between the frame rails. Gives you storage space behind the seat. Optional 24-gallon auxiliary tank is also frame-mounted, out of sight. Both tanks fill on the same side of the truck.

New deep-foam seating comfort. For travel that's less tiring, the standard full-width seat now gives you

the soft-but-firm support of deep foam on seat cushion and seat back.

New easy-to-reach spare tire location solves a long-time camper problem. No more struggles to wrestle your spare out from under a low-slung camper body. Just unfasten a panel in the side of the pickup box and there's your tire!



Automatic transmission and extra cooling are standard. Ford's Cruise-

O-Matic teamed with a new heavy-duty transmission oil cooler and extra-cooling radiator let you tackle long drives in hot regions or mountains with confidence.

Other Super Camper Special standard features include: 360-cubic-inch V-8 engine . . . power front disc brakes . . . 55 amp. alt.—70 amp-hr battery . . . oil pressure gauge and ammeter . . . bright Western mirrors . . . dual horns—HD shock absorbers . . . camper wiring harness.

(Ford Trucks are designed to provide outstanding load and handling characteristics with a wide variety of custom bodies. Body installations and vehicle modifications are, understandably, the responsibility of the body manufacturers. And you'll want to be assured of correct installation in order to retain the original quality of Ford's ride and handling.)



COMPARE THE SUPER CAMPER SPECIAL WITH CHEVROLET'S BIGGEST!

	Ford F-350 Super Camper Special	Chevrolet C-30 with Camper Package
Wheelbase	140"	131.5"
Bodyside Spare Tire Carrier	Standard	Not Available
HD Transmission Oil Cooler	Standard	Not Available
Opt. Auxiliary Fuel Tank Filler Location	Same side as main fuel filler	Opposite side from main fuel filler
Plus these standard truck features:		
Behind Seat Storage	Standard	Optional
Seats, standard	7" deep foam seat cushions	2 1/4" foam seat cushions

F-350 Ranger XLT Super Camper Special
with optional Ford Camper Tie-down
System and radio.



F-250 Custom Camper Special with optional radio, bright hub caps and Ford Camper Tie-down System

A FAVORITE AMONG CAMPERS...F-250



If you're thinking about a pickup camper, there's a lot of reasons why the F-250 could be your truck.

Its load carrying ability, for instance. With an 8100-lb. Gross Vehicle Weight rating, it'll handle up to 3,665 lb. including your camper body, your truck options, plus people and gear. The 133-inch wheelbase provides good weight distribution for popular 8-, 9-, or 11-foot camper bodies.

Order the F-250 with a Camper Special Package and you get all of the equipment listed on the next page. When you remove the camper body, you get the benefits of the best work vehicle in its class (or a second car) for between-vacation use.

Rides like a car. Ford's Twin-I-Beam front suspension, is ideal for camper duty. Protected from rough roads, you'll arrive relaxed and ready for fun.

Toughest truck construction. This one's built for long vacation junkets into rough country. There's rugged double-wall steel construction in vital areas, such as the hood and pickup box sides. And strong, welded sheet-metal sections in the body with over 200 sq. ft. of sheetmetal now galvanized to protect against rust.

Tough power front disc brakes are standard and add stopping ability under all conditions.

F-350 CHASSIS-MOUNTED CAMPERS AND 4-DOOR CAB MODELS

Chassis-mounted campers on Ford F-350's are growing in popularity because they give you more living space. They can include a walk-through passage from the cab into the camper for greater convenience.

The 4-door cab is available on F-250 or F-350 models and allows room for six passengers in the cab... the family can ride up front with you, not back in the camper. (Illustration at right is the Ford F-350 Camper Special chassis with 6-man crew cab.)



F-250 or F-350 CAMPER SPECIAL PACKAGES

The Camper Special Package consists of equipment specifically selected to give you safe, more trouble-free performance.

EQUIPMENT IN THE CAMPER SPECIAL PACKAGE INCLUDES:

Extra cooling package. Heavy-duty radiator with larger surface area and large fan provides more efficient engine cooling at high speeds or in heavy traffic.

Heavy-duty transmission oil cooler on vehicles equipped with Cruise-O-Matic transmission.

70 amp-hr heavy-duty battery and 55 amp. capacity alternator. Accommodates the heavier electrical load caused by camper lights. Assures adequate electrical power for nighttime use and quick recharging the next day. You might also consider the addition of Ford's optional auxiliary battery which provides separate power for your camper's electrical system.

Ammeter. Gives the driver an accurate picture of the battery charge and electrical system condition.

Oil pressure gauge. Keeps you aware of changes in the oil pressure system.

Rear shocks. Minimizes road bumps and helps soak up vibration (F-350 only).

Front and rear stabilizer bars. New in this year's package, contribute even greater stability with high, heavy loads.

Camper Wiring Harness. Provides 12-volt current to the camper body for interior and exterior lights. Each of the seven wiring harness leads is identified by color and tagged for circuit identification.

Dual bright 6" x 10" extended-arm Western mirrors. Project beyond the width of the camper body to provide good observation on both sides of the vehicle.

Dual electric horns produce a loud clear warning signal.

Camper Special Emblem.

FORD'S CAMPER SPECIAL PACKAGE CHASSIS REQUIREMENTS

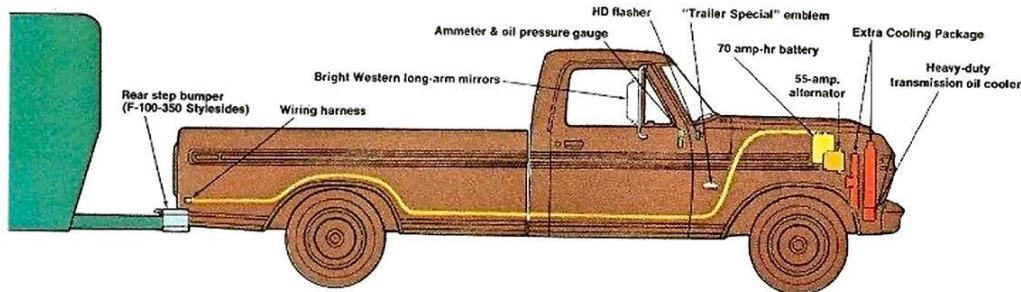
The following chart shows the Gross Vehicle Weight Rating and minimum optional equipment required for use with the Camper Special Package.

The equipment shown does not necessarily represent the maximum equipment obtainable. In many cases, additional equipment is available for

maximum camper loads and applications. For example, 9.50 x 16.5 D or E tires are recommended for optimum handling and stability.

	F-250			F-350				
	F-250 Camper Special 133" wb.			F-350 Super Camper Special 140" wb.		F-350 Camper Special		
						Single Rear wheels	Dual Rear wheels	
Gross Vehicle Weight Rating (lb.)	6900	7500	8100	8350	9500	8000	9000	10,000
Maximum Payload (lb.) (a)	2915	3440	3665	3770	4675	137"—4150 161"—3980	5040 4870	6030 5860
Maximum Camper Length (reference only)	11 feet			12 feet		137" wb.—12" 161" wb.—14"		
Engine (minimum)	360 V-8			360 V-8		360 V-8		
Transmission	4-Speed or Cruise-O-Matic			Cruise-O-Matic		4-Speed or Cruise-O-Matic		
Tires: Tubeless front/rear (b)	8.75 x 16.5 E/E			8.75 x 16.5 E/E		9.50 x 16.5 D/E		
Tube-type front/rear	7.50 x 16 D/D			7.50 x 16 E/E		7.50 x 16 C/E		7.50 x 16 C/C
Recommended Axle Ratios:								
w/8.75 x 16.5 tires	3.73			3.73		3.73		
w/9.50 x 16.5, 7.50 x 16 tires	3.73			4.10		4.10		

(a) Be sure to subtract the weight of people and optional equipment, including camper special package, to determine payload capacity. (b) If spare tire is ordered, rear tire size should be ordered. (c) Not available on F-250 Super Camper Special.



2 NEW TRUCK TRAILER TOWING SPECIAL PACKAGES

A better way to pull up to 10,000 pounds

The essential heavy-duty components you need for pickup truck trailer towing are now available as convenient, easy-to-purchase option packages. Properly equipped,

an F-350 can tow a trailer weighing up to 10,000 pounds. The two packages available contain the following components:

Light Duty Towing Package

F-100-250-350 2-wheel-drive pickups (for trailers up to 2000 lb.)

INCLUDES:

- Extra Cooling Package
- Wiring harness
- HD flasher
- Rear step bumper (F-100-350 Stylesides)
- "Trailer Special" emblem

Heavy Duty Trailer Towing Package

F-100-250-350 2-wheel-drive pickups (for trailers over 2000 lb.)

INCLUDES:

- Extra Cooling Package
- Heavy-duty transmission oil cooler
- Wiring harness
- HD flasher
- 70 amp-hr battery
- Bright Western long-arm mirrors
- 55-amp. alternator
- Ammeter & oil pressure gauge
- "Trailer Special" emblem

TRAILER TOWING RECOMMENDATIONS FOR F-100/F-250/F-350

MINIMUM TRAILER TOWING CHASSIS REQUIREMENTS

Class	F-100 (4 x 2)		F-250 (4 x 2)†			F-350 (140" wb.)†		
	I	II & III	I	II & III	IV	I	II & III	IV
Trailer Towing Package	Light	Heavy	Light	Heavy	Heavy	Light	Heavy	Heavy
Trailer Weight (lb.)	0-2000	2000-5000	0-2000	2000-5000	5000-5500	0-2000	2000-5000	5000-10000**
Tongue Load (lb.)***	10-15% of TRAILER WEIGHT							
Gross Vehicle Weight Package (Includes front and rear springs, tires, brakes and front axle, min.)	5000 lb.	5500 lb.	6200 lb.	6200 lb.	7500 lb.	8350 lb.	8350 lb.	8350 lb.
Engine (minimum) ††	360 V-8							
Transmission (Automatic)	Cruise-O-Matic							
Axle Ratio (minimum)	3.00 to 1	3.50 to 1	3.73 to 1	3.73 to 1	4.10 to 1	4.10 to 1	4.10 to 1	4.10 to 1

†Camper package with automatic transmission may be used in place of trailer towing packages providing a conventional load carrying hitch or equalizer-type hitch is used (no extended hitches).
 **Maximum loaded combined vehicle/trailer weight is limited to 16,500 lb.
 ***Weight carrying hitch Class I must not exceed 200 lb.
 ††Super cooling package recommended for extended operations in high temperature areas (not avail. on Super Camper Special).




EXCLUSIVE NEW FORD PICKUP BOX COVER

Designed and engineered specifically for Ford F-100, F-250 and F-350 pickups equipped with an 8-foot Style-side box to meet the recreation and commercial needs of pickup owners.

Its versatility suits many needs—with ample lockable storage for valuable tools, camping or boating gear. It's also an economical unit for the sportsman to use in escaping from rugged, unpleasant weather—and an ideal option for the pickup owner who wants to tow a boat or a trailer.

Because the box cover was designed specifically for Ford pickups, its styling complements the lines of the pickup.

The box cover comes in two trim levels—standard and deluxe. Both are streamlined to blend with the styling of the pickup and offer ample headroom.



STANDARD PICKUP BOX COVER FEATURES:

- Durable, lightweight, corrosion-free fiberglass construction
- Easy to remove and replace
- Side and rear windows are tinted glass
- Durable T-handle locking rear liftgate
- Easy operating, rubber cushioned tie-downs to help minimize box cover vibration.

DELUXE PICKUP BOX COVER HAS (in addition to or in place of regular box cover):

- Sliding side windows with screens
- Bright side and rear window moldings
- Roof vent
- Interior dome light
- Color-keyed body stripe in a choice of 5 colors . . . trims front and lower edges of cover.

TRUCK OPTIONS FOR CAMPING NEEDS



1. Ford's camper body tie-down system for Styleside pickup is frame-anchored to tightly secure camper body to pickup box.

2. Auxiliary 12-volt 70 amp-hr battery powers the camper's electrical system. Both the standard and auxiliary batteries recharge while you drive.

3. Lockable sliding rear cab window has outer molding to accept a weather seal boot between cab and camper.

4. Slide-out spare tire carrier has a sliding mechanism so spare tire can easily be pulled from its under-frame location. (Body side spare tire carrier standard with F-350 Super Camper Special.)

5. Air conditioner is smart looking, integral unit.

6. 24-gallon auxiliary fuel tank (20.2 gal. F-100) fills on same side of truck as main tank.

Other options to consider:

390 V-8 engine. Tool storage box on Styleside (except on 140" wheelbase models). Special rear axle ratios. Power steering. Heavy-duty shock absorbers. SelectShift Cruise-O-Matic automatic transmission. AM/FM stereo radio. Super Cooling Package, and many others.

See your Ford Dealer for a complete list of options and accessories.

Specifications, descriptions and illustrative material contained herein were as accurate as known at the time this publication was approved for printing. Ford Division reserves the right to discontinue models or options at any time or change specifications, equipment or design without notice and without incurring obligation. Specifications, equipment are applicable to units sold in the United States, its territories and possessions and may vary outside those areas.

Owners should assure themselves of the load and handling capabilities of their vehicle when selecting a camper or contemplating custom add-ons and modifications. Some features described or illustrated are optional at extra cost. Some options are required in combination with other options. For the price of the model with the equipment you desire or verification of specifications contained herein, see your Ford Dealer.

Availability may be subject to Environmental Protection Agency certification.

WHEN YOU GO CAMPING— GO IN STYLE AND COMFORT

The handsome cab interior is the roomiest ever offered on a Ford pickup. Three adults can ride in comfort on deep-foam cushioned seats. And all conventional 2-wheel-drive pickup models boast a big storage space behind the seat. Choose from three levels of luxury: Custom, Ranger, and the extra luxurious Ranger XLT.

Ranger XLT Interior shown with optional air conditioner, SelectShift Cruise-O-Matic and radio.

