

GMC RALLY

HIGH MILEAGE 6.2L DIESEL & GAS POWER



TOUGH QUALITY TRUCKS WITH VALUE



MARK OF EXCELLENCE

NEW HIGH-MILEAGE DIESEL RALLYS

DIESEL ENGINE MILEAGE

Rally Model	EPA Est MPG	Est Hwy
G-2500 opt 6.2L diesel with opt 4-spd man OD trans*	N/A	N/A
G-2500 opt 6.2L diesel with opt 4-spd auto OD trans	20	30

Use estimated MPG for comparison. Your mileage may differ depending on speed, distance, weather. Actual highway mileage lower.

* Available after January, 1983

N/A Information not available at time of publication

HARDWORKING, HIGH-MILEAGE 6.2L DIESEL POWER

6.2 Liter diesel power is now available for all 1983 G-2500/3500 Rally models. The 6.2 is a truck-tough V8 that combines impressive performance and fuel economy with low maintenance interval requirements. An ideal engine for heavy hauling and trailer towing, it develops maximum torque at only 2000 RPM.

This rugged powerplant is naturally aspirated and features proven Ricardo Comet V precombustion chambers for impressive combustion efficiency and emissions control. Other features include:

Glow Plug Starting. Each cylinder has an electric glow plug to preheat the combustion chamber for easy cold starting.

Anti-Water Measure. A fuel tank safeguard system helps provide protection against water in fuel.

Engine Block Heater. Helps make cold-weather starts easy.

Gear-Driven Fuel Injection Pump. Provides impressive fuel control.

5,000-Mile Oil and Filter Change Interval. See your Owner's Manual for conditions requiring more frequent change intervals.

Diesel Power Available in 50 States. The 6.2 Liter diesel meets emission standards in all 50 states. No catalytic converter is required. Engine option LH6 is for vehicles 8,500 lbs. GVWR and under;

engine option LL4 is for vehicles over 8,500 lbs. GVWR.

MORE THAT'S NEW FOR '83!

4-Speed Manual Transmission with Overdrive required minimum equipment on G-2500 diesel models. Available after January, 1983.

Automatic 4-Speed Overdrive Transmission standard on 7,400-lb. GVW gasoline G-3500 model, available for all other gasoline and diesel models.

AVAILABLE B3J EQUIPMENT REQUIRED FOR 6.2 LITER V8 DIESEL ENGINE

☐ 66-amp. Delcotron generator ☐ Hydraulic power brakes ☐ Engine oil cooler ☐ Twin heavy-duty 550 CCA Delco Freedom batteries ☐ Heavy-duty radiator ☐ Dual exhaust system ☐ 3,675-lb. front suspension on G-2500 models ☐ Special sound insulation package ☐ Warning light type instrument cluster with "Low Coolant" light and separate "Glow Plugs/Water-in-Fuel" lights below cluster ☐ Diesel engine identification

GASOLINE ENGINES

4.1 Liter L6. This efficient in-line six is standard on G-1500 and G-2500 Rallies (not available in California). It features a staged, 2-barrel carburetor and thermostatically controlled fan clutch.

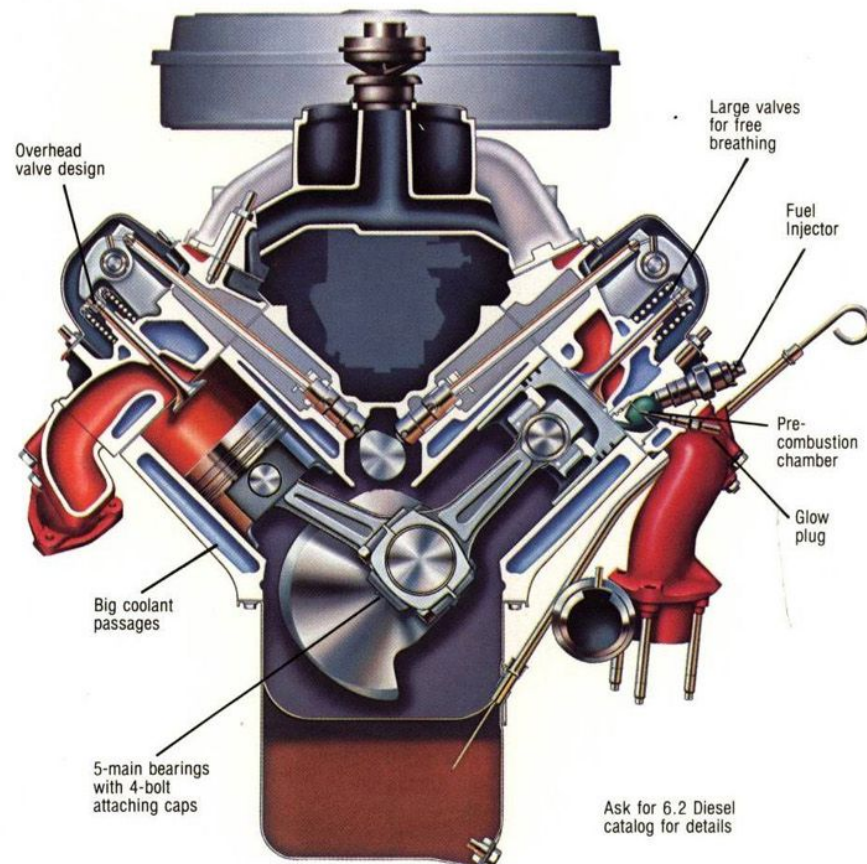
5.0 Liter V8 with Electronic Spark Control. An available high-compression ratio (9.2 to 1) engine that offers impressive horsepower, torque and fuel economy. The Electronic Spark Control system helps control spark "knock." It's available on G-1500 and G-2500 models (not available in California).

5.7 Liter V8. This 350 cu. in. displacement V8 provides the added horsepower and torque recommended for towing

medium- and heavy-weight trailers. It features short-stroke design and a staged, 4-barrel carburetor. Available for G-1500/2500 models and standard for G-3500 Rallies.

A WORD ABOUT ENGINES

Some GMC Light Duty Trucks are equipped with engines produced by other GM Divisions, subsidiaries or affiliated companies worldwide. See your dealer for details.



GAS AND DIESEL ENGINES FOR RALLY MODELS

	LIGHT-DUTY CERTIFICATION (UNDER 8500-LB GVWR)				HEAVY-DUTY CERTIFICATION (OVER 8500 LB GVWR)	
DISPLACEMENT	4.1 LITER L6*	5.0 LITER V8 W/ESC*	5.7 LITER V8*	6.2 LITER V8 DIESEL†	5.7 LITER V8*	6.2 LITER V8 DIESEL†
Engine Ordering Code	LE3	LE9	LS9	LH6	LT9	LL4
Carburetor	2-Bbl	4-Bbl	4-Bbl	—	4-Bbl	—
Bore & Stroke, Inches	3.88 x 3.53	3.74 x 3.48	4.0 x 3.48	3.98 x 3.82	4.0 x 3.48	3.98 x 3.82
Compression Ratio	8.3 to 1	9.2 to 1	8.2 to 1	21.3 to 1	8.3 to 1	21.3 to 1
SAE Net Horsepower @ RPM	120 @ 4000	160 @ 4400	165 @ 3800	130 @ 3600	160 @ 3800+	135 @ 3600
SAE NET TORQUE (Lbs/Ft) @ RPM	205 @ 2000	235 @ 2000	275 @ 1600	240 @ 2000	250 @ 2800+	240 @ 2000

*Not available in California

†California: 155 @ 4000 RPM; torque, 240 @ 2800 RPM

*Produced by GM, Chevrolet Motor Division



†Produced by GM, Detroit Diesel Allison Division

6.2 LITER DIESEL . . . BUILT FOR DEPENDABILITY AND FUEL EFFICIENCY

This rugged V8 diesel is engineered to stand up to demanding truck applications and to deliver impressive MPG figures. Features include:

- Cast iron alloy block webbed for strength. Cylinder walls can be rebored
- Cast iron cylinder head has hardened valve seats and large coolant passages
- Five bolts are located around each cylinder
- Heavy-duty nodular iron crankshaft with deep rolled fillets
- Four-bolt main bearing caps for each of five main bearings provide strong support for the crankshaft
- Forged steel camshaft is carburized and ground
- Pistons are cast aluminum with Ni-Resist full top-ring groove insert, three piston rings and floating piston pins. Two compression and one oil control ring
- Gear driven fuel distributor meters fuel to each injector nozzle for impressive fuel control

BIG, TOUGH AND COMFORTABLE



FOR '83, WE'VE ADDED MORE BRAVN TO THE BEAUTY . . . MORE CONVENIENCE, TOO

New Anti-Chip Coating on Lower Body Panels. Helps prevent paint damage from stones and debris; provides additional corrosion protection.

New Front Fenders of Heavier-Gage Steel. Adds to structural rigidity.

New Hinge Improvements. Permits easier sliding side door operation.

New Wet-Arm Windshield Washer System. Washer nozzles are mounted to wiper arms so fluid spray follows arm motion for more effective cleaning.

New Quick-Fill Fuel Tank. Permits a 20-gallon-per-minute fuel fill rate to help save time at the pump.

New Inside Hood Release. Provides increased anti-theft protection.

New Lighter-Weight Semifloating Rear Axle for G-3500. Helps reduce vehicle weight and contribute to fuel economy.

New Parking Brake System. Designed for easy operation.

New Standard Power Steering Availability. Now standard on G-1500/2500 models, making it standard on all Rallys.

New Front Seat Belts. Incorporate automatic comfort and storage features.

TIME-PROVEN STANDARD RALLY FEATURES

• **Massive Girder Beam Front Suspension** has independently moving control arms with coil springs to help smooth the ride • **Two-Stage Multileaf Rear Springs** provide firm support with a full load and an easy ride with a light load • **25mm Shock Absorbers Front and Rear** • **Computer Matched Brake System** — Hydraulic, self-adjusting front

disc brakes with an audible wear sensor, and rear drum brakes are computer matched to vehicle GVW rating • **Delco Freedom II Battery** never needs refilling with water; side-mounted terminals help reduce corrosion • **37-Amp. Delcotron Generator** • **High-Energy Ignition System** on all gasoline engines provides strong, hot spark to ignite marginal fuel/air mixtures, helps cold-weather starting • **Large Capacity Radiator** helps keep the engine cool in hot weather and in heavy traffic • **22-Gallon Fuel Tank** (33-gallon tank available on 125"-wheelbase models for extended range)

AVAILABLE PERFORMANCE AND HEAVY-DUTY EQUIPMENT

☐ New P205/75R-15 on/off road rear and spare tires (G-1500) ☐ HD Delcotron generator with new 66-amp. rating ☐ New block heater for gasoline engines ☐ Engine oil cooler ☐ Automatic transmission ☐ HD Power brakes (G-1500) ☐ HD front/rear shock absorbers ☐ Front

stabilizer bar ☐ HD front and rear springs (selected models) ☐ Locking differential rear axle ☐ 33-gallon fuel tank (125" WB) ☐ HD battery ☐ Deadweight trailer hitch ☐ Weight-distributing hitch platform ☐ HD transmission oil cooler ☐ HD cooling ☐ Trailering Special equipment

ANTI-CORROSION PROTECTION RUNS DEEP

Every '83 Rally is built to help keep your Rally lookin' good. Here's how:

Special Metals: Corrosion-resistant steels, such as galvanized and zinc-coated steel, are used extensively throughout the body construction. Painted bumpers are made of zinc-plated steel. Fuel, brake and power steering lines are zinc-coated.

Special Primer: All Rallys are completely immersed in a vat of electrically charged primer (Elpo-Dip) to assure uniform application of primer and to coat hard-to-reach surfaces.

Sealers and Weatherproofing: Sealers are applied to critical body joints. Weather stripping is applied around doors and windows. Undercoating and aluminum wax preservative is applied in critical areas.

Quality Paint Finish: Lustrous, baked-on acrylic enamel is used for the finish coat, preceded in '83 by a new anti-chip coating sprayed on lower body panel surfaces.

IMPORTANT! A WORD ABOUT THIS CATALOG

We have tried to make this catalog as comprehensive and factual as possible and we hope you find it helpful. However, since the time of printing, some of the information you'll find here may have been updated. Also, some of the equipment shown or described throughout this catalog are available as factory-installed options, as dealer accessories and as specialized equipment from various independent suppliers at extra cost. Your dealer has details and, before ordering, you should ask him to bring you up to date.

The right is reserved to make changes at any time, without notice, in prices, colors, materials, equipment, specifications and models. Check with your GMC Dealer for complete information.

GMC RALLY. IT'S FOR GOING PLACES AND DOING THINGS



Diesel engine Rally STX shown with available equipment.



Diesel engine Rally STX shown with available equipment.

USE RALLY IS READY FOR YOU : . .
People mover. Cargo hauler. Trailer tower. Call it what you want. The '83 Rally can do it all, and do it right for you!

For example, our G-3500 Rally can carry up to 12 passengers with available seating (standard on 7,400-lb. GVW van-pooling model). Or remove the rear seats and it can haul a whopping payload of up to 3,790 lbs. on gas models (payload includes weight of occupants, cargo and equipment). And, as shown in the chart on the opposite page, a properly equipped Rally is an impressive trailer-towing vehicle.

Rally's good looks and comfort are a real asset. For '83, the standard front-end styling treatment features a bold new grille and new rectangular headlamps. Inside, Rally's luxurious standard trim includes foam-padded front bucket seats and 3-passenger rear bench seating — all covered with handsome, practical striped vinyl upholstery in a choice of Blue or Almond (12-passenger seating standard on 7,400-lb. GVW G-3500 van-pooling model). Rally also sports a new steering wheel, along with a revised steering column angle, designed for improved visibility of the instrument cluster plus a new floor-mounted shift lever with manual transmissions.

THREE DISTINCTIVE RALLYS

Rally. The standard Rally is available on either a 110" or 125" wheelbase in the G-1500 Series (not available in California) or on a 125" wheelbase in the G-2500 and G-3500 Series. Inside there's an easy-to-read instrument cluster, concealed ashtray, handy parcel tray and latched storage compartment. All-around window glass provides impressive visibility. Other standard features include chromed right- and left-hand rearview mirrors, 2-speed electric windshield wipers with a new wet-arm washer system and bright hub caps.

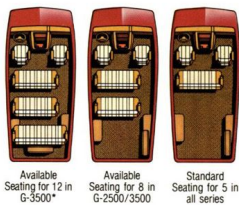
Rally Custom. This available trim package offers up-level styling and comfort for 125" wheelbase models. It features a deluxe front appearance with single rectangular headlamps, Light and Dark Argent paint treatment for the grille and lamp bezels and bright perimeter trim. Chromed front and rear bumpers and bright tail lamp bezels are included.

The Rally Custom interior includes high-back front bucket seats and rear bench seat trimmed in custom dual-tone striped vinyl in a choice of Gray, Blue, Almond or Carmine. Adding to the luxury are a deluxe instrument panel plus a fully-trimmed interior that includes embossed trim panels on the doors and sidewalls, full-length headliner, garnish moldings and color-keyed mats over the entire floor area. Other features include spare tire cover, extra coat hooks and insulation, cigarette lighter with ashtray illumination and Rally Custom identification on the instrument panel.

Rally STX. For top-of-the-line looks and luxury, Rally STX is the way to go. The plush fully-color-keyed, fully-trimmed interior includes carpeting on entire floor area, on wheelhousings, on lower portions of engine housing cover and interior trim panels and on stepwell risers; simulated woodgrain trim on the instrument cluster bezel; soft embossed vinyl door and sidewall trim panels; and enclosure bumpers for the rear bench




CARRY UP TO 12 PEOPLE . . . HERE'S HOW!



*Standard on 7,400 lb. GVW van pooling model.

seat armrest and seat supports. Deep-foam seating is covered in your choice of custom velour cloth or custom dual-tone striped vinyl in Gray, Blue, Slate (cloth only), Almond or Carmine. New custom cloth reclining bucket seats are available. Extra interior insulation is added for temperature and sound control. Plus, we've included such extras as a visor mirror, cigarette lighter with lighted ashtray and stepwell mats.

Outside, the Rally STX front-end appearance differs with the type of engine you select. Gasoline-powered models are distinguished by dual rectangular headlamps with parking lamps located behind the grille.



Quick-release seat mechanism.



Available travel bed seat.

Diesel models come with single rectangular headlamps with parking lamps located below headlamps. Both front ends feature a Light and Dark Argent paint treatment for the grille and lamp bezels plus bright perimeter trim.

Special STX trim for all models includes distinctive side marker lamps, bright vent window posts, Black-trimmed bright body side and rear moldings, bright wheel opening moldings and chromed front and rear bumpers. Rally STX is available only on the 125" wheelbase.



AVAILABLE ACCESSORIES

For Comfort and Convenience (Shown above and at right):

A. Automatic transmission B. Front air-conditioning C. Delco radios: AM, AM/FM stereo, AM/FM stereo with cassette tape player D. Rear air-conditioning E. Power door locks and/or power windows F. New electronic-type automatic speed control G. Comfortit steering wheel (now available with all transmissions). Not shown: Gages: volt meter, oil pressure, temperature; rear auxiliary speaker; cigarette lighter with lighted ashtray; new custom cloth reclining bucket seats for Rally STX and electric clock.

Available Interior Equipment:

☐ Custom steering wheel ☐ Auxiliary lighting package ☐ Intermittent windshield wipers ☐ Floor carpeting (std. on Rally STX) ☐ Rear heater ☐ Roof ventilator ☐ Front seat storage compartment ☐ Travel bed seat ☐ One additional (G-2500/3500) or two additional (G-3500) rear seats ☐ Positive rear-door stop

Available Exterior Appearance and Convenience Equipment:

☐ Body striping ☐ Bright metal wheel covers (G-2500/3500) ☐ Halogen headlamps (now available for all models) ☐ New halogen hi-beam headlamps (gasoline engine Rally STX only) ☐ Chromed front and rear bumpers (standard on Rally



Custom/Rally STX) ☐ Chromed front bumper guards (125" WB only) ☐ Deep-tinted window glass (with or without tinted rear door glass) ☐ Tinted glass — windshield or all windows ☐ Swing-out rear door glass ☐ Sliding side door extender link ☐ Black body side moldings (except Rally STX) ☐ Bright wheel opening moldings (standard on Rally STX) ☐ Below-eyeline mirrors (painted or stainless steel) ☐ Side and rear cargo door key locks separate from front door key locks ☐ Exterior decor package ☐ Rally wheels

SEE PRECEDING PAGES 2 AND 3 FOR AVAILABLE PERFORMANCE AND HEAVY-DUTY EQUIPMENT AND PAGE 8 FOR SPECIFICATIONS.



SPECIAL EQUIPMENT FOR TRAILERING

Two trailering packages are offered. A light-duty package, available for all models, includes a 2,000-lb.-capacity deadweight trailer hitch. A heavy-duty trailering package, available for G-2500/3500 models, includes a weight-distributing hitch platform. Ask your GMC Truck dealer about equipment included in the packages and about additional equipment for trailering with your Rally.

1983 RALLY/RALLY CUSTOM/RALLY STX TOWING SELECTOR GUIDE

TRAILER CLASSIFICATION	LIGHT			MEDIUM			HEAVY		
GROSS TRAILER WEIGHT, LBS.	2000			4000			6000		
MAXIMUM TONGUE LOAD, LBS.	500			500			700		
SERIES	G1*	G2	G3	G1*	G2	G3	G2	G3	
ENGINE	MINIMUM AXLE RATIO								
(LE3) 4.1 Liter L6 Gas*	3.08	3.42		3.08	3.08		3.73		
(LS9) 5.0 Liter V8 Gas*				3.23		3.23			
(LS9) 5.7 Liter V8 Gas				3.73		3.73		3.73	(6000)
(LT9) 5.7 Liter V8 Gas									4.10 (7000)
(LH6) 6.2 Liter V8 Diesel		3.08			3.08				
(LL4) 6.2 Liter V8 Diesel			3.73			3.73		3.73	(6000)

*Not available in California.

A WORD ABOUT ASSEMBLY, COMPONENTS AND OPTIONAL EQUIPMENT IN THESE GMC PRODUCTS

The G-1500, G-2500, G3500 Vans described in this brochure are assembled at facilities of General Motors Corporation operated by GM Assembly Division and GM of Canada. These vehicles incorporate thousands of different components produced by various divisions of General Motors and by various suppliers to General Motors. From time to time during the manufacturing process, it may be necessary, in order to meet public demand for particular vehicles or equipment, or to meet federally mandated emissions, safety and fuel economy requirements, or for other reasons, to produce GMC products with different components or differently sourced components than initially scheduled. All such components have

been approved for use in GMC products and will provide the quality performance associated with the GMC name.

With respect to extra-cost optional equipment, make certain you specify the type of equipment you desire on your vehicle when ordering it from your dealer. Some options may be unavailable when your truck is built. Your dealer receives advice regarding current availability of options. You may ask the dealer for this information. GM also requests the dealer to advise you if an option you ordered is unavailable. We suggest that you verify that your truck includes the optional equipment you ordered, or if there are changes that they are acceptable to you.

These Vans are also available from Chevrolet dealers under the name Chevrolet Sportvan (Series G10, G20, G30).



Available Special Two-Tone Scheme



Available Deluxe Two-Tone Paint



Available Exterior Decor Package

EXTERIOR COLORS AND AVAILABLE PAINT

All '83 Rally models offer a choice of 10 solid-color paint schemes. These may be enhanced with available dual-tone beltline decal striping.

Take your pick of:

• Frost White • Light Jadestone Metallic • Silver Metallic • Dark Jadestone Metallic • Midnight Black • Walnut Metallic • Light Blue Metallic • Carmine Red • Midnight Blue • Almond

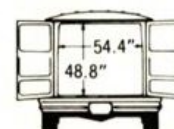
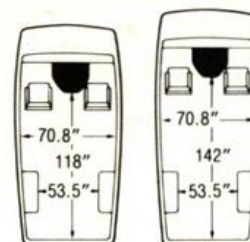
You can add even more distinction to your Rally with one of these available two-tone paint schemes:

Available Special Two-Tone: Includes body side and rear moldings and bright tail lamp trim, except on Rally STX where already included; secondary color applied below the moldings. Available dual-tone beltline decal striping also may be stipulated.

Available Deluxe Two-Tone: Includes body side and rear moldings and bright tail lamp trim, except on Rally STX where already included; secondary color is applied between the beltline crease and the moldings. Available dual-tone beltline decal striping also may be stipulated.

Available Exterior Decor Package: Includes dual-tone beltline decal striping plus bright wheel opening moldings, body side and rear moldings and bright tail lamp trim, except on Rally STX where already included. Distinctive two-tone scheme applies the secondary color from roof drip rail to striping and below side and rear moldings.

RALLY MODELS	G-1500	G-1500 G-2500 G-3500
Wheelbase, In	110	125
Overall Length, In	178.2	202.2
Floor Length To Back Of Front Seat, In	102.5	126.5
Load Width, Maximum, In	70.8	70.8
Load Capacity, Cu Ft	246	296
Floor Length To Engine Housing, In	118	142



TECHNICAL INFORMATION

MODEL TYPE		GASOLINE ENGINE				DIESEL ENGINE**	
SERIES		G-1500*	G-2500	G-3500		G-2500	G-3500
GVW RATING, LBS		5600, 6000	6600	7400@	8600	6850	8600
PAYLOAD RANGE, LBS		1276-1943	2233-2350	2628-2720	3768-3791	2061-2094	3329-3424
ENGINES, LITER	Std	4.1 L6	4.1 L6*	5.7 V8	5.7 V8	6.2 V8*	6.2 V8*
	Avail	5.0 V8, 5.7 V8	5.0 V8*, 5.7 V8	—	—	—	—
FRONT SUSPENSION		Independent, Coil Springs				Independent Coil Springs	
FRONT SPRINGS CAPACITY, EA, LBS	Type	3400	3400	3900	3900	3675	3900
	Capacity, Lbs	1700	1700	1700	1950	1835	1950
FRONT STABILIZER BAR	Std	—	—	—	—	—	—
	Avail	—	—	—	—	—	—
REAR SUSPENSION		Semifloating				Semifloating	
REAR SPRINGS CAPACITY, EA, LBS	Axle type	3500	3500	5700	5700	3500	5700
	Axle Cap, Lbs	1700	1700	2100	2700	1700	2700
SHOCK ABSORBERS	Std	—	—	—	—	2100	—
	Avail	—	—	—	—	—	—
BRAKES, DISC/DRUM		25 mm				25 mm	
STEERING		32 mm				32 mm	
TRANSMISSION	Std	Vac Power	HD Vac Power	HD Vac Power	HD Vac Power	Hyd Power	Hyd Power
	Avail	HD Vac Power +	—	—	—	—	—
TIRES	Manual Std	Power	Power	Power	Power	Power	Power
	Auto Std	3-Spd†	3-Spd†*	—	—	4-Spd OD†	—
FUEL TANK, GALS	Auto Avail	—	—	4-Spd OD	3-Spd	—	3-Spd
	Std	4-Spd OD	4-Spd OD	—	4-Spd OD	4-Spd OD	4-Spd OD
BATTERY	Std	P205/75R-15	P225/75R-15	8.75R-16.5D	8.75-16.5E	P235/75R-15	8.75-16.5E
	Avail	Larger size tubeless (G-1500); White Wall/White Lettered (G-1500/2500); Radial (G-3500)					
GENERATOR	Std Cap	22	—	22	—	22	—
	Avail Cap	33§	—	33	—	33	—
BATTERY	Std CCA	315#	—	390	—	Dual 550	—
	Avail CCA	515	—	515	—	—	—
GENERATOR	Std Amp	37	—	37	—	66	—
	Avail Amp	66	—	66	—	—	—

*Not available in California

**Requires available 6.2L diesel engine and B3J diesel equipment

@Requires available 12-passenger seating

+ Required for 6000-lb GVWR

†Not available with V8 engine

§Requires 125" wheelbase model

#390 CCA with V8 engine

*Includes dual exhaust system plus HD radiator with in-tank engine oil cooler as part of B3J Diesel Equipment

†Available after January, 1983



Official Truck
of the XXIIIrd
Olympiad
Los Angeles
1984

The right is reserved to make changes at any time, without notice, in prices, colors, materials, equipment, specifications and models. Check with your GMC dealer for complete information.



GMC TRUCKS

GENERAL MOTORS CORPORATION
PONTIAC, MICHIGAN 48053