



**HONDA**  
**PRELUDE**  
*Personal Coupe*





# THE ULTIMATE PERSONAL COUPE

Honda Prelude is a very personal motor car. Drive Prelude and you will discover its many unique qualities. In Prelude you can enjoy the pleasures of open-air touring with the practical advantages of a sedan. The electrically operated sun roof with its tinted glass is controlled by the touch of a button but, if things get too hot,

close the roof, adjust the sun-shield and switch on Prelude's Honda-designed air-conditioning.\* For superb fuel efficiency on the highway, there's the standard five speed gearbox or optional Hondamatic transmission featuring an extra overdrive ratio.


\*Standard - SQ type only.




5 speed transmission is standard



Fingertip sun-roof operation




The unique radio - Stereo FM of course



Airconditioning is standard on SQ type





## 80s EFFICIENCY PLUS PERFORMANCE

Energy crises and fuel shortfalls no longer mean you have to sacrifice performance because Prelude's amazing 1.6 litre engine delivers all the power you'll want with superb economy. Prelude returned a mighty 6.2 litres per 100km (45.7 mpg) in the 1980 Total Oil Economy Run, earning the title of "Best consumption by a 4 or 6 cylinder petrol vehicle."

Naturally, your driving style and the conditions of operation will affect the figures you record, but Prelude is undoubtedly a most efficient and economical motor car. Honda Prelude's handling is nothing short of excellent - Sporty, responsive and precise.




Information at a glance



Prelude's closure/warning system




Electronic, quartz accuracy



Hondamatic ratio indicator





## LUXURY WITH SAFETY AND STYLE

In keeping with Prelude's total design concept, the interior is complete in every detail. From the thick, one piece, fitted carpet and the rally-style bucket seats to the unique, rotary-dial, AM/FM stereo radio, Prelude's attention to comfort and luxury is instantly apparent. Great emphasis has been placed on driver and passenger safety in the design and development of the Honda Prelude.

A laminated, band-tinted windscreen, heated rear-window and rear wiper/washer is standard and the high efficiency heating/cooling system even demists the side windows. Honda Prelude's head-turning style leaves nothing to be desired. Drive Prelude - You'll find it the ultimate motoring experience.



Rear/wiper washers



Prelude style



Rear washer reservoir filler



Side window demisting







# PRELUDE

## Personal Coupe

### ENGINE

Type	4 cylinder, OHC, watercooled, four stroke. Mounted transversally. Front wheel drive
Horsepower	59kw @ 5,300rpm (DIN)
Torque	12.9kgm @ 3,500rpm (DIN)
Displacement	1,602cc
Bore x Stroke	77 x 86mm
Compression	8.4 : 1

### RUNNING GEAR

Transmission	5 speed all synchromesh manual or 3 speed Hondamatic including overdrive.
Steering	Rack and pinion with collapsible steering column and positive steering lock system
Suspension	Four wheel independent. Macpherson strut
Brakes	Front disc, rear drum with L/T shoes. All servo-assisted. Dual system with pressure limiter

### DIMENSIONS/CAPACITIES

L x W x H	4090 x 1635 x 1295mm
Wheelbase	2320mm
Curb Weight	925kg
Fuel tank capacity	50 litres

## SPECIFICATIONS

### STANDARD EQUIPMENT

#### FOR THE DRIVER

Central information module includes speedometer with trip meter, tachometer, safety warning system, maintenance system, warning lights for high beam, indicators, oil pressure, brake failure, charge, low fuel, handbrake and choke.

Fuel gauge  
Water temperature gauge  
Electric screen wiper washer systems front and rear  
Lane change position on indicator control  
Headlight flasher  
Electric rear window demisting  
Coin tray  
Hondamatic ratio indicator in dashboard  
Fully pivoting sun visors  
Rear view day/night mirror (Safety breakaway type)  
Full flow heating system with side window demisting  
Trunk opening from driver's seat (also with key)

#### FOR THE PASSENGER

AM/FM radio with full stereo  
Airconditioning - Standard on SQ type  
Cigarette lighter  
Automatic illumination for glove-box  
Rear seat side pockets  
Rear passenger ashtray  
Tinted window glass  
Fully carpeted interior  
Door armrests

#### FOR SAFETY & STYLE

Steel radial tyres  
Quartz halogen headlights  
Laminated windscreen with tinted sunstrip  
Hazard blinkers  
Rubber cornered bumper bars  
Large body protector strips  
Wheel trims



### ACCESSORIES & OPTIONS


A good range of safety, comfort and decorative options is available for your Prelude. For the latest information please contact your Honda Automobile Dealer.

### COLOURS


Select your Prelude from the range of colours available. Due to shipping and freight uncertainties, both colour and model availabilities may vary from time to time. Your Honda Dealer will be able to provide you with up to date information

### PERFORMANCE DATA

#### MANUAL



#### HONDAMATIC



### NOTE

Some illustrations used in this brochure may not conform exactly to Australian specifications and colour availabilities. If you are in doubt, please check with your Authorised Honda Automobile Dealer.

### YOUR AUTHORISED HONDA DEALER



# PRELUDE

Personal Coupe

## ENGINE

Type	4 cylinder, OHC, watercooled, four stroke. Mounted transversally. Front wheel drive
Horsepower	59kw @ 5,300rpm (DIN)
Torque	12.9kgm @ 3,500rpm (DIN)
Displacement	1,602cc
Bore x Stroke	77 x 86mm
Compression	8.4 : 1

## RUNNING GEAR

Transmission	5 speed all synchromesh manual or 3 speed Hondamatic including overdrive.
Steering	Rack and pinion with collapsible steering column and positive steering lock system
Suspension	Four wheel independent. Macpherson strut
Brakes	Front disc, rear drum with L/T shoes. All servo-assisted. Dual system with pressure limiter

## DIMENSIONS/CAPACITIES

L x W x H	4090 x 1635 x 1295mm
Wheelbase	2320mm
Curb Weight	925kg
Fuel tank capacity	50 litres

# SPECIFICATIONS

## STANDARD EQUIPMENT

### FOR THE DRIVER

Central information module includes speedometer with trip meter, tachometer, safety warning system, maintenance system, warning lights for high beam, indicators, oil pressure, brake failure, charge, low fuel, handbrake and choke.

Fuel gauge  
Water temperature gauge  
Electric screen wiper washer systems front and rear  
Lane change position on indicator control  
Headlight flasher  
Electric rear window demisting  
Coin tray  
Hondamatic ratio indicator in dashboard  
Fully pivoting sun visors  
Rear view day/night mirror (Safety breakaway type)  
Full flow heating system with side window demisting  
Trunk opening from driver's seat (also with key)

### FOR THE PASSENGER

AM/FM radio with full stereo  
Airconditioning - Standard on SQ type  
Cigarette lighter  
Automatic illumination for glove-box  
Rear seat side pockets  
Rear passenger ashtray  
Tinted window glass  
Fully carpeted interior  
Door armrests

### FOR SAFETY & STYLE

Steel radial tyres  
Quartz halogen headlights  
Laminated windscreen with tinted sunstrip  
Hazard blinkers  
Rubber cornered bumper bars  
Large body protector strips  
Wheel trims



## ACCESSORIES & OPTIONS

A good range of safety, comfort and decorative options is available for your Prelude. For the latest information please contact your Honda Automobile Dealer.

## COLOURS

Select your Prelude from the range of colours available. Due to shipping and freight uncertainties, both colour and model availabilities may vary from time to time. Your Honda Dealer will be able to provide you with up to date information

## PERFORMANCE DATA

### MANUAL



### HONDAMATIC



## NOTE


Some illustrations used in this brochure may not conform exactly to Australian specifications and colour availabilities. If you are in doubt, please check with your Authorised Honda Automobile Dealer.

## YOUR AUTHORISED HONDA DEALER



**HONDA**  
**PRELUDE**  
Personal Coupe





## THE ULTIMATE PERSONAL COUPE

Honda Prelude is a very personal motor car. Drive Prelude and you will discover its many unique qualities. In Prelude you can enjoy the pleasures of open-air touring with the practical advantages of a sedan. The electrically operated sun roof with its tinted glass is controlled by the touch of a button but, if things get too hot,

close the roof, adjust the sun-shield and switch on Prelude's Honda-designed air-conditioning.\* For superb fuel efficiency on the highway, there's the standard five speed gearbox or optional Hondamatic transmission featuring an extra overdrive ratio.

\*Standard - SQ type only.



5 speed transmission is standard




Fingertip sun-roof operation



The unique radio - Stereo FM of course



Airconditioning is standard on SQ type



## 80s EFFICIENCY PLUS PERFORMANCE

Energy crises and fuel shortfalls no longer mean you have to sacrifice performance because Prelude's amazing 1.6 litre engine delivers all the power you'll want with superb economy. Prelude returned a mighty 6.2 litres per 100km (45.7 mpg) in the 1980 Total Oil Economy Run, earning the title of "Best consumption by a 4 or 6 cylinder petrol vehicle."

Naturally, your driving style and the conditions of operation will affect the figures you record, but Prelude is undoubtedly a most efficient and economical motor car. Honda Prelude's handling is nothing short of excellent - Sporty, responsive and precise.



Information at a glance



Prelude's closure/warning system



Electronic, quartz accuracy



Hondamatic ratio indicator



## LUXURY WITH SAFETY AND STYLE

In keeping with Prelude's total design concept, the interior is complete in every detail. From the thick, one piece, fitted carpet and the rally-style bucket seats to the unique, rotary-dial, AM/FM stereo radio, Prelude's attention to comfort and luxury is instantly apparent. Great emphasis has been placed on driver and passenger safety in the design and development of the Honda Prelude.

A laminated, band-tinted windscreen, heated rear-window and rear wiper/washer is standard and the high efficiency heating/cooling system even demists the side windows. Honda Prelude's head-turning style leaves nothing to be desired. Drive Prelude - You'll find it the ultimate motoring experience.



Rear wiper/washer



Prelude style



Rear washer reservoir filler



Side window demisting