

FORD TX-5 GHIA.



HAVE YOU DRIVEN A FORD...LATELY?



Few personal possessions say as much about their owner as an individual's choice of car. And for those who choose to drive the all new Ford Telstar TX-5 Ghia their statement is one that exudes confidence and self assurance.

Ford TX-5 is a car that fits naturally into a lifestyle that embraces the rewards of hard work and business success.

It is a car whose smart and uncluttered styling will appeal to those with a discriminating eye and an appreciation of the benefits of

design innovation. Its softly rounded body shape is both contemporary and classical. And while those same curvaceous

WITHOUT DOUBT, AN INVESTMENT IN STYLE.

curves is an interior with refinements that add to the comfort provided by TX-5 Ghia's sheer spaciousness. This fully imported vehicle also takes advantage of advanced technology and provides a comprehensive array of convenience features that pamper every occupant of the car.

TX-5 Ghia is a car built not only for passenger comfort but also sparkling engine output and brilliant suspension that gives performance characteristics that will delight and satisfy even the most demanding driver.

There is a fine balance of power, prestige and performance that is at the heart of the all-new Ford TX-5 Ghia. Every time you drive the TX-5 Ghia you rediscover the rich rewards of your investment in style and performance.



lines produce an impressive aerodynamic efficiency, they also contain the practical efficiency only a five door liftback design can deliver.

Beneath those shapely

The all-new Ford TX-5 is a fully imported, mid-sized, five door car. The full bodycolour exterior has an aerodynamic drag coefficient of 0.32. It is longer, lower and wider than previous models. Power is provided by either a 2.5 litre V6 or 2.0 litre four cylinder engine, both of which have four valves per cylinder, double overhead camshafts, fuel injection and computer monitoring. The result is ample power for country cruising or the cut and thrust of city traffic. Drive is via the front wheels and through five speed manual or four speed electronic automatic transmissions. Technologically advanced equipment available, depending on model chosen, includes ABS brakes, four wheel steering and cruise control.

The Ford 'Ghia' badge has established itself as an emblem synonymous with vehicles that are the very best of their kind. Throughout the Ford range only cars which are built to specifications containing the highest levels of standard equipment, for both performance and comfort, are considered good enough to wear the prestigious Ghia badge.

So it is indicative of the extraordinary qualities of the all-new TX-5 that each of the three models in the new range is of a high enough calibre to qualify for Ghia status.

The distinctive Ghia badges worn by the new TX-5 Ghia are symbols that guarantee prestige motoring. So the driver who chooses the convenience of a five door mid-size vehicle can enjoy high levels of comfort, quietness and luxury as do owners of other Ghias within the Ford range.

The three model TX-5 line-up comprises a 2.0 litre DOHC EFI model available in five speed manual; a 2.5 litre V6 DOHC EFI model available in five speed manual (both these models are

available with a four speed electronically controlled automatic transmission at extra cost); and a 2.5 litre V6 DOHC EFI five speed manual with the enhancement of four wheel steering as well as a streamlining body aero kit that includes lower body skirts and a sunroof as standard.



TX-5 Ghia 2.5 litre V6 DOHC EFI with 4WS



TX-5 Ghia 2.5 litre V6 DOHC EFI



TX-5 Ghia 2.0 litre DOHC EFI



THE INSIDE STORY.

Whilst the exterior of the new TX-5 is a delight for the visual senses, the interior will appeal just as strongly to anybody with a sense of comfort and refinement.

Step inside and first impressions are of spaciousness, helped by elevated seating positions which improve visibility. Yet headroom is actually increased from previous models. In fact sheer room — headroom, leg and kneeroom are aspects of TX-5's advanced design that make it such a pleasure to ride in. The rear seatback features a 60/40 split fold to increase luggage capacity. The driver, appropriately, comes in for special treatment, with a seat that is adjustable fore and aft, and has variable recline and height adjustment.

TX-5's wealth of controls and instruments, including the cruise control, are ideally positioned at the driver's fingertips. Air conditioning is fitted as standard on TX-5 models, featuring oscillating vents to distribute air evenly throughout the cabin. The driver also enjoys a left foot rest.

A comprehensive instrumentation layout is contained in a dashboard that is styled to complement every other element of TX-5's design. There is power assistance to mirrors, windows, steering and central locking. And for entertainment, there's an electronically tuned AM/FM stereo radio/cassette player with auto reverse, Dolby, tape music search, auto store station memory and digital readout. It is security coded for protection and drives six dynamic audio speakers. Take a good look and you'll see that the inside story of TX-5 Ghia is one of luxury, quietness and convenience.



TX-5 Ghias in the four cylinder line-up have full cloth interiors to provide spacious and comfortable accommodation in which to enjoy the ride.



The V6-equipped TX-5 Ghia offers driver and passengers superior comfort in luxurious accommodation that includes deep-sculpted, velour-covered seats.



TX-5 Ghia demonstrates its versatility with a 60/40 split rear seat that offers a variety of passenger and luggage area combinations. Lower the short side (top) and there's space for extra cargo but still with room for two rear seat passengers. The other side of the rear seat lowered (middle) gives more luggage area and allows one passenger in the back. Or (bottom) lower both sides to open up a cavernous cargo area.

As you'd expect on a car bearing the Ghia badge, the list of interior standard inclusions on every model of the TX-5 Ghia range is impressive, creating a car that is both individual and appointed to a level of luxury that is virtually without parallel.

Standard features include door-mounted courtesy lamps that give both a rearward warning and useful illumination when entering or leaving the car. Audible warning signals that sound when the ignition key is left in the lock with either the headlamps on or the driver's door open, help prevent a flat battery or being locked out of the car.

Cruise control, to make highway driving more relaxed. Remote hatch and fuel filler releases operated from the driver's seat. Childproof rear doorlocks. Rear window demister. Digital clock. Storage areas include a lockable glovebox, centre console and door and seatback map pockets. Tilt adjustable steering column for optimum positioning of the wheel. Power assisted steering; particularly useful at low speed and when parking.

The driver's door lock is illuminated by pulling the door handle; a little help at

night that preserves the paintwork.

Front and rear ashtrays. Dual horns for penetratingly effective warnings when necessary. Luggage compartment lamp so you can see what you're doing at night. Intermittent cycle on both front and rear wipers. Motorised oscillating centre air vents for effective ventilation. A static discharge pad fitted to each door which, if touched before stepping out of the car, will prevent annoying static electric shocks.

Power windows and central locking. Power antenna that automatically retracts when radio or ignition is switched off. Electric sunroof on TX-5 Ghia 4WS.

Other security features include designs to help prevent unauthorised access, inner door shields to bar access to the lock release through the door seals and front door lock cylinders integrated with the door handle designed to prevent it being twisted out.

The comprehensive standard instrumentation includes an all-analogue display comprising speedometer, tachometer, odometer and tripmeter, gauges for fuel, oil pressure and coolant temperature plus warning lights for 16 different functions.



Tilt-adjustable steering



Cruise control




Intermittent wipers



Power windows



Air conditioning (std)



Power mirrors



Digital clock



Adjustable seats




Inertia reel seat belts



Access door lights



Digital stereo



Drinks holders



Oscillating air vents



Map pockets



Power door locks



Remote release levers



Body coloured mirrors



Rear deck spoiler





The high level of specifications featured on the inside of TX-5 is matched by engines that are equally impressive. The driving force in front of the TX-5 is your choice of two new technically advanced engines designed to maximise performance and output whilst achieving equally impressive rates of fuel economy.

Both the 2.0 litre four cylinder engine and 2.5 litre V6 feature four valves per cylinder and overhead camshaft technology for efficient gas flow. Pentroof combustion chambers are utilised to gain

optimum combustion efficiency. The results of such engineering advances show up in the impressive performance figures

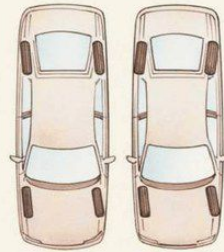

ADVANCED ENGINES AND ENGINEERING.

with the twin overhead cam 2.0 litre engine capable of producing 85 kW of power @ 5,500 rpm and torque of 170 Nm @ 4,500.

Both engines also get the benefits of sequential multipoint electronic fuel injection with computer-controlled timing of fuel and spark. Microprocessor monitoring and control is an important element in other areas of engine management such as fuel flow and emission control.

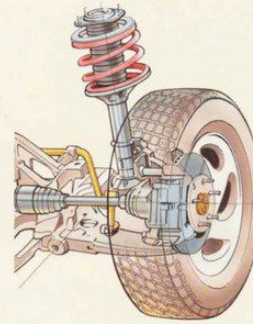
The sophisticated V6 2.5 litre twin cam equipped powerplant ensures the TX-5 Ghia delivers an exhilarating level of performance.

And while figures of an achievable 121 kW of power @ 5,600 rpm and 213 Nm of torque @ 4,800 rpm look good on paper, it is the sheer smoothness and usability of the power right across the rev range that makes the new V6 such a delight to drive.



FOUR WHEEL STEERING.

All TX-5s, both 2WS and 4WS, are fitted with speed sensitive power-assisted steering. The 4WS model, however, features a computer-controlled Four Wheel Steering System that enhances the car's manoeuvrability under virtually all driving conditions. It improves cornering abilities at highway speed, significantly reduces the turning circle and makes parking easier.

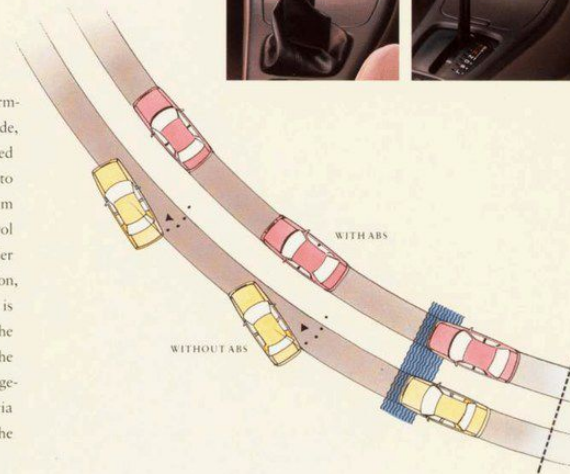


SUSPENSION.

The advanced suspension design of the TX-5 Ghia endows the car with impeccable road manners. There are McPherson struts, coil springs and stabiliser bars both front and rear. In addition, improvements have been made to bushes and suspension links and geometry. The result is precision and predictability in the handling characteristics that allow great driving confidence and give tremendous quality to the comfort of the ride.

BRAKES.


For stopping performance without fuss or fade, four wheel power assisted disc brakes are fitted to TX-5. And for optimum braking with steering control at any speed and under virtually any road condition, Anti-lock Braking System is standard equipment on the V6 Ghia. ABS also lets the driver know of the engagement of the system via 'pulsed' feedback through the brake pedal.



2.5 LITRE V6

DOHC EFI

Bore & stroke mm	84.5 x 74.2
Cylinder head	Aluminium
Displacement cc	2497
Compression ratio	9.2:1
Fuel injection	Multi-point
Fuel system	Electronic fuel injection
Fuel	Regular unleaded
Max power DIN kW/rpm	121/5600
Max torque Nm/rpm	213/4800



2.0 LITRE

DOHC EFI

Bore & stroke mm	83 x 92
Cylinder head	Aluminium
Displacement cc	1991
Compression ratio	9.0:1
Fuel injection	Multi-point
Fuel system	Electronic fuel injection
Fuel	Regular unleaded
Max power DIN kW/rpm	85/5500
Max torque Nm/rpm	170/4500




TRANSMISSIONS.

The smoothness of TX-5's engines is matched by its silky transmissions. Standard equipment is a five speed manual gearbox designed for quiet and positive gear selection.

Available as an extra-cost option except on the 4WS model, is a four speed electronically controlled automatic transmission with lock-up torque converter and automatically-selected power and economy modes. Computer-controlled sensors link the transmission to the engine to achieve a co-ordinated drivetrain performance that improves both economy and drivability.







FORD PRESTIGE
SERVICE PLAN.
EXCLUSIVELY YOURS.

One of the many rewards of owning a TX5 Ghia 4WS Model, is entitlement to the Ford Prestige Service Plan, which takes effect from the date you purchase your new car, and provides assistance and peace of mind for 3 years.

The Ford Prestige Service Plan is part of Ford-care and is exclusive to owners of Ford prestige vehicles. Among the many benefits offered are:

- 24 hr Emergency Roadside Assistance, in the event of mechanical breakdown.
- Towing and vehicle recovery service.
- Free emergency accommodation for up to 5 people.
- Free emergency rental car assistance.
- Free medical advice.
- Urgent message relay anywhere in Australia,

including assistance with cancellation or re-booking of any pre-arranged travel and accommodation.

In the event of a mechanical breakdown, these special services can be accessed from anywhere in the country, 24 hours a day, 365 days a year via a



2



4



6



8



10

MATCHING TX-5 ACCESSORIES.

To make the TX-5 Ghia even more of an individual statement or to simply enhance enjoyment of the car, a range of Ford approved accessories is available.

1. **Rear Sunshade.** A stylish accessory that shades rear seat passengers.
2. **Weathershields.** Made of tough acrylic, help protect driver and front seat passenger from light rain and wind.
3. **Carry Bars.** To carry windsurfers, surfboards and other awkward loads.
4. **Headlamp Guards.** Help protect valuable headlamps from stone damage.
5. **Bonnet Protector.** Helps protect front of bonnet from stones and road grime.
6. **Towbar.** Designed and tested for TX-5. Maximum towing capacity: 4 cyl, 920 kg; 6 cyl, 1,000 kg.
7. **Trailer Connectors.** The connections needed to link a caravan or trailer to TX-5's electrical system.
8. **Carpet Mats.** Attractive and hard-wearing protection for TX-5's interior.
9. **Car Care Products.** Quality items to keep your TX-5 looking good.
10. **Premium Sound System.** Complete with CD player. (Please note that this product is not an after market accessory and must be specified at the time you order your vehicle.)

SPECIFICATIONS				
Engine	2.0 TX5 Ghia	2.5 TX5 Ghia		
Bore & stroke (mm)	83 x 92	84.5 x 74.2		
Displacement cc	1991	2497		
Compression ratio	9.0:1	9.2:1		
Max. power output DIN kW/rpm	85/5500	121/5600		
Max. torque Nm/rpm	170/4500	213/4800		
Suspension	Front	Rear		
	• Fully independent	• Fully independent		
	McPherson struts	McPherson struts		
	• Telescopic shock absorbers	• Telescopic shock absorbers		
	• Coil springs	• Coil springs		
	• Stabiliser bar	• Stabiliser bar		
Curb Weight	Metric			
2.0 litre 5 spd manual	1206			
2.0 litre 4 EAT	1241			
2.5 litre 5 spd manual	1260			
2.5 litre 4 EAT	1295			
2.5 litre 5 spd manual 4WS	1325			
Luggage Capacity (rear seatback up)	465 litres			
Fuel Tank Capacity				
2.0 & 2.5 litre	60 litres			
2.5 litre 4WS	58 litres			
Min. turning dia. (kerb to kerb)	10.6 metres			
2.0 & 2.5 litre	9.4 metres			
2.5 litre 4WS				
Exterior Dimensions	(mm)			
Overall length	4670			
Front overhang	977			
Wheelbase	2610			
Rear overhang	1085			
Overall height	1390			
Overall width	1770			
Front track	1500			
Rear track	1500			
Interior Dimensions	(mm)			
Front headroom	985			
Front legroom	1070			
Front shoulder room	1400			
Rear headroom	947			
Rear legroom	854			
Rear shoulder room	1390			
Transmissions and Ratios	2.0 EFI 5 spd Man.	2.0 EFI 4 EAT	2.5 EFI 5 spd Man. (incl. 4WS)	2.5 EFI 4 EAT
1st gear	3.307	2.800	3.307	2.800
2nd gear	1.833	1.540	1.833	1.540
3rd gear	1.233	1.000	1.310	1.000
4th gear	0.914	0.700	1.030	0.700
5th gear	0.717	—	0.795	—
Reverse	3.166	2.333	3.166	2.333
Final drive	4.105	3.842	4.105	4.157
Selected Fuel Consumption Data				
This data is based on AS2877 Tests conducted for Ford.	2.0 EFI 5 spd Man.	2.0 EFI 4 EAT	2.5 EFI 5 spd Man. (incl. 4WS)	2.5 EFI 4 EAT
City litres/100 km	9.5	10.0	10.5	11.0
Highway litres/100 km	6.6	7.4	8.0	8.5

These figures are designed to assist you in comparing the fuel consumption of TX5 with other vehicles. The actual fuel consumption you achieve will depend, however, on many factors, including your driving habits, the prevailing conditions and your vehicle's equipment, condition and use.

Mechanical Features*	TX5 Ghia 2.0	TX5 Ghia 2.5	TX5 Ghia 2.5 4WS
2.0 litre DOHC electronic multi-point fuel injected in-line 4 cylinder engine with 4 valves per cylinder	●		
2.5 litre DOHC electronic multi-point fuel injected V6 engine with 4 valves per cylinder		●	
2.5 litre DOHC electronic multi-point fuel injected V6 engine with 4 valves per cylinder & 4 wheel steering			●
5 speed manual transmission	●	●	●
4 wheel independent suspension	●	●	●
Front and rear stabiliser bars	●	●	●
Automatic choke	●	●	●
4 wheel disc brakes	●		
4 wheel disc brakes with anti-lock braking system (ABS)		●	●
Power assisted rack and pinion steering	●	●	●
Engine speed-sensitive power steering	●	●	●
*For available optional equipment – see Options.			
EXTERIOR			
Body colour front and rear bumpers with grey insert	●		●
Body colour front and rear bumpers with colourtone insert		●	
Body colour bodyside protection mouldings	●	●	●
Body kit – lower body skirt			●
– sunroof			●
TX5 Ghia badge on rear	●	●	●
Ghia Crest on fender	●	●	●
4WS Decal on body side moulding on rear door			●
P195/65 tyres	●		
P205/55 tyres		●	●
14" Ghia full wheelcover	●		
14" steel wheel	●		
15" alloy wheel		●	●
Front and rear moulded mudflaps	●	●	
Quartz halogen headlights	●	●	●
Front foglamps	●	●	●
Body coloured exterior rear view mirrors with electric remote control	●	●	●
2 speed and variable intermittent front windscreen wipers	●	●	●
Dual jet windscreen washers	●	●	●
Rear window demister	●	●	●
Rear washer/wiper	●	●	●
Tinted band laminated windscreen	●	●	●
Tinted side and rear glass	●	●	●
High-mounted rear stop lamp (LED integrated in spoiler)	●	●	●
INTERIOR			
Air conditioning	●	●	●
Soft-feel steering wheel and gearshift knob (manual)	●	●	●
Tilt adjustable steering column	●	●	●
Sports steering wheel	●	●	●
Prismatic day/night interior rear view mirror	●	●	●
Cloth covered sunvisor with passenger vanity mirror	●	●	●
Front centre armrest/console with dual level storage compartment	●	●	●
Illuminated cigar lighter and ashtray	●	●	●
Illuminated and lockable glove box	●	●	●
Quartz digital clock	●	●	●
Anti-static "earthing pad"	●	●	●
Moulded door trim	●	●	●
Full velour cloth seat trim	●	●	●
Driver and passenger seat fore and aft adjustment and adjustable recline	●	●	●

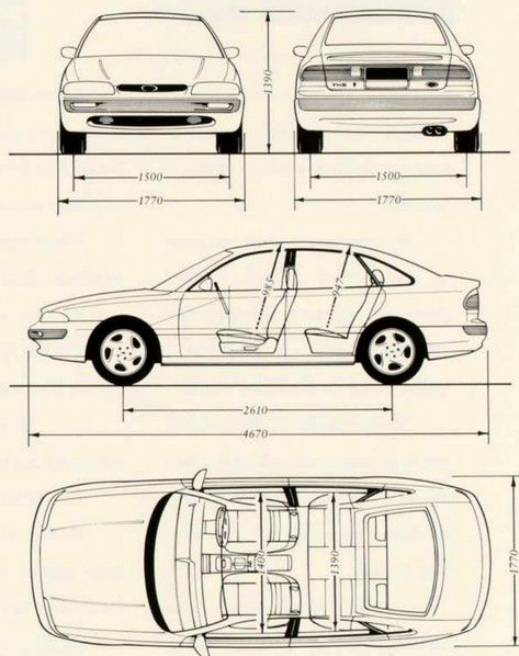
Front seat head restraints with up, down and swing adjustments	•	•	•
Detachable rear seat headrests	•	•	•
Driver's seat height adjustment	•	•	•
60/40 split fold-down rear seat backrest	•	•	•
60/40 fold-forward rear seat cushions	•	•	•
Rear seat centre armrest	•	•	•
Map pockets on rear of front seats	•	•	•
Driver's left footrest	•	•	•
Moulded cloth headlining	•	•	•
Carpeted passenger and luggage compartment floor	•	•	•
Interior light operated by all doors	•	•	•
Door mounted courtesy and safety lamps	•	•	•
Adjustable instrument panel illumination	•	•	•
Illuminated ignition lock	•	•	•
Interior light with map-reading lights	•	•	•
Luggage compartment lamp	•	•	•
Warning lights: turn signal/hazard, high beam, oil pressure, alternator, brake fail/park brake, rear window demister "on", low fuel, stop lamp out, tail lamp out, seat belt	•	•	•
Additional sound warning: ignition key "in", park headlamps "on"	•	•	•
Anti-lock brakes warning light	•	•	•
Gauges: speedometer, odometer, tachometer, tripmeter, fuel, water temperature	•	•	•
Power steering	•	•	•
Power windows	•	•	•
Dual horns	•	•	•
Childproof rear door locks	•	•	•
Rear ashtray	•	•	•
Power door locks	•	•	•
Remote boot and fuel filler release	•	•	•
Front and rear inertia reel seat belts with adjustable "B" pillar anchorage	•	•	•
Front and rear passenger assist grips	•	•	•
Detachable coat hook	•	•	•
Luggage straps	•	•	•
Cruise control	•	•	•
Electronically tuned AM/FM stereo radio and auto reverse cassette deck with six speakers and programmed anti-theft feature	•	•	•
Power antenna	•	•	•
4 speed fan-boosted ventilation with rear seat heater ducts	•	•	•
Oscillating centre air vents	•	•	•
Comprehensive tool kit and jack	•	•	•

OPTIONAL EQUIPMENT

(Options are at extra cost unless otherwise stated).	TX5 Ghia 2.0	TX5 Ghia 2.5	TX5 Ghia 2.5 4WS
4 speed electronic automatic transmission	OPT	OPT	N/A
Metallic paint (a)	NCO	NCO	NCO

Power			
Power steering	STD	STD	STD
Anti-Lock Braking System (ABS)	N/A	STD	STD
Engine/Transmission Combinations			
2.0 litre EFI 5 speed manual	2.5 litre EFI 5 speed manual	2.5 litre EFI 5 speed manual with 4 wheel steering	
2.0 litre EFI 4 speed electronic automatic	2.5 litre EFI 4 speed electronic automatic		
STD - Standard equipment	NCO - No Cost Option		
OPT - Optional at Extra Cost	N/A - Not Available		

Notes (a) Not all colours are available in metallic paint. Consult the Ford Colour Selector or your Authorised Ford Dealer to determine which colours are available in metallic paint.



All dimensions are shown in (mm).

FORDcare

All Ford vehicles sold throughout Australia are backed by Fordcare after sales service. Fordcare is comprised of a number of individual service products designed exclusively for Ford vehicles and their drivers. These include technical support back-up, diagnostic equipment, approved Ford/Motorcraft replacement parts and parts and service warranties.

This brochure is designed to provide you with general information and selected specification data about the Ford products. Because of changes in conditions and circumstances Ford reserves the right, subject to all applicable laws, at any time, at its discretion, and without notice, to discontinue or change the features, designs, materials, colours and other specifications and the prices of its products, and to either permanently or temporarily withdraw any such products from the market without incurring any liability to any prospective purchaser or purchaser. Because of the variations which occur in manufactured products, all capacities, measurements, dimensions and weights quoted in this brochure should be taken as approximate only. Always consult an Authorised Ford dealer for the latest information with respect to features, specifications, prices, optional equipment and availability before deciding to place an order.

*FORD MOTOR COMPANY OF AUSTRALIA LIMITED, A.C.N. 004 116 223. Registered Office: 1735 Sydney Road, Campbellfield, Victoria 3061, Australia.

Printed August 1993

FORDcare.

OUR COMMITMENT
TO CUSTOMER
SATISFACTION.



Fordcare is a whole range of programs, products and services designed to make Ford owners the most satisfied motor vehicle owners in Australia.

Fordcare starts when you enter an Authorised Ford Dealer's showroom, it's there when you take delivery of your new Ford and it continues for the life of the vehicle.

That means first class service for you at all times, and nothing less than the best for your Ford from our extensive network of Authorised Ford Dealers.

As motor vehicles become more sophisticated and technically advanced, specialised care and maintenance become more vital.

Fordcare provides the technical equipment and expertise to keep your Ford operating in peak condition.

The well-being of your Ford is supported by these additional warranties:

THE FORD

24 MONTH/50,000 KM
EXPRESS NEW VEHICLE
WARRANTY.



Covers your Ford against defects in factory materials or workmanship for the first 24 months or 50,000 km whichever comes first.

When fitted at time of vehicle purchase, Ford Approved Accessories are also covered by the Ford 24 month/50,000 km Express New Vehicle Warranty.

FIVE YEAR
PERFORATION CORROSION
WARRANTY.

Covers the original vehicle's body against perforation corrosion for the first five years of its life.

LIFETIME SERVICE
WARRANTY.



Covers the majority of part replacements, including labour, carried out by your Authorised Ford Dealer after the expiration of the initial 24 month/50,000km Express New Vehicle Warranty. It means you will only ever pay once for such repairs under normal driving conditions.

LIFELONG PANEL

WARRANTY.



Covers replacement outer body panels against perforation corrosion for the life of the vehicle.

Further information on these warranties may be obtained from your Authorised Ford Dealer.

FORD CUSTOMER
ASSISTANCE CENTRE.



You will find our Customer Assistance Representatives responsive to your needs. They can assist with any general enquiry about your vehicle that calls for special information beyond the scope of your Authorised Ford Dealer.

Customer Assistance Centre
phone 008 333 306 (TOLL FREE),
in Melbourne phone 359 7023.

FORD LEASING.



Fully maintained operating leases are available to approved applicants through Ford Credit Australia Limited. Enquire at your participating Authorised Ford Dealer.



HAVE YOU DRIVEN A FORD...LATELY?





TELSTAR & TX5 COLOUR RANGE

TELSTAR GLX 2.0L 4 CYL

TELSTAR & TX5 GHIA 2.0L 4 CYL

TELSTAR & TX5 GHIA 2.5L V6


TX5 4WS GHIA 2.5L V6

Gloss




Classic Ivory

Mica



Shiraz



Deep Sea Green




Cherry Black

Opalescent Clearcoat



Platinum Sheen

Metallic



Panther Black



Lightning Grey



Nautical Navy



Caribbean Blue

COLOUR AND TRIM COMBINATIONS

<div> <div>INTERIOR COLOUR</div> <div>EXTERIOR COLOUR</div> </div>	TELSTAR GLX & GHIA & TX5 GHIA 2.0L 4 CYLINDER & 2.5L V6 & 2.5L V6 4WS
	Grey
GLOSS RANGE	
CLASSIC IVORY	✓
PANTHER BLACK	✓
METALLIC RANGE (a)	
CARIBBEAN BLUE	✓
MICA RANGE (a)	
LIGHTNING GREY	✓
SHIRAZ	✓
DEEP SEA GREEN	✓
NAUTICAL NAVY	✓
CHERRY BLACK	
OPALESCENT CLEARCOAT RANGE (a)	
PLATINUM SHEEN	✓

✓ = Available combination.

(a) = Available on Telstar and TX5 models at no extra cost

INTERIOR TRIM: Telstar GLX 2.0L 4 Cylinder
 — Laredo Patterned Insert/Charleston Knit
 Telstar Ghia and TX5 Ghia 2.0L 4 Cylinder
 — Allegro Patterned Insert/Kashmir Knit Velour
 Telstar Ghia and TX5 Ghia 2.5L V6 and 2.5L V6 4WS
 — Carousel Patterned Insert/Plain Velour

PLEASE NOTE: The paints, colours, trims, combinations and information described depicted and referred to in this selector are to be used only as a general guide in the selection of a vehicle. Vehicle paint colours will differ in varying degrees from those depicted herein.

Ford Motor Company of Australia Limited reserves the right at any time and without notice to discontinue or change the specifications descriptions colours and designs of the paints, colours, trims and combinations thereof as described and referred to herein, to add or delete any paint colour, trim or combination thereof to or from the range described or referred to herein and to temporarily suspend or restrict the use of any paint colour, trim or combination thereof listed or referred to herein without incurring any liability whatsoever for so doing.

Always consult your Authorised Ford Dealer for the latest information on and the availability of paints, colours, trims and combinations before deciding to place an order for a vehicle.

PRINTED APRIL 1993