

The new **COMMODORE** series II



DRIVE THE PRIDE. DRIVE THE PASSION. DRIVE ON.

Dynamic. Stylish. Exciting. Holden Commodore Series II.
The new phase in a remarkable evolution of vehicle technology
and engineering.

A phase in which the best just gets better. With new styling
enhancements, new safety features, new creature comforts,
and a choice of three dynamic engines, including the all new
Generation III 5.7 litre V8. Commodore Series II continues to
set the standard for those who are passionate about driving.
Drive the pride. Drive the passion. Drive on.



What we've learned on the race track, we take to the road.

Holden's experience and success in motorsport continues to play a vital role in the on-going development and refinement of world-class road cars.



motorsport Heritage

For over thirty years now motorsport has played a major role in Holden's heritage. We view our motorsport activities as a mobile test bed for the Holden road product. Many advances in brake, suspension, aerodynamic technology and in safety related areas can be traced back to three decades at Mt. Panorama and circuits around the country.

The Bathurst experience, and other classes of motor racing, has given Holden an edge in engine development over the years, particularly with six and eight cylinder configurations.

The fact that Holden has won 18 of the 30 Bathurst races is testimony to the constant improvement of our competing products.

Motor racing has been fundamental to the heart of Holden for over three decades. We are the only manufacturer to have offered a continuous factory presence during that period.


The Holden involvement in motorsport is for the ultimate benefit of all Australian car buyers.



features

Commodore Executive

- 6 function trip computer, includes:
 - distance to empty estimate, to help avoid running out of fuel.
 - audible and visual speed warning (4 adjustable settings).
- Pyrotechnic pre-tensioners on front seat belts help prevent occupants from being thrown forward in a frontal collision.
- Power remote control exterior mirrors.
- Double size sound system fascia with large buttons for easy operation on the move.
- **a** Advanced security system includes the remote control Power Key, which:
 - Engages and releases deadlocks on all doors for maximum security at the push of a button.
 - Operates the dome lamp, and central locking for keyless entry through driver's door to help prevent an intruder entering another door.
 - Opens boot, especially useful when your arms are full.
- **b** Full sized driver airbag.
- **c** Electric driver's seat height and cushion tilt adjuster means fingertip control to help find the correct driving position.



Step up to the new Commodore Executive Series II and experience the power that comes from being in control of a car that responds to your passion for driving.


Combining rear wheel drive and Independent Rear Suspension, the Commodore delivers class-leading ride and handling.



features

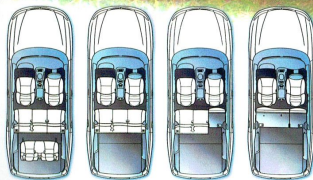
Commodore wagon

- Wide rear cargo area allows you to carry items up to 1.2 metres wide.
- Aero style roof carry bars, on Berlina wagon, add versatility.
- Remote control Power Key can unlock tailgate as you approach.
- Tailgate window wiper has intermittent sweep synchronised to front wipers.
- Three lap sash safety belts across rear seats.
- Cargo area storage locker for small items.
- Aerodynamically styled inbuilt roof rack tracks.
- a Cargo barrier, available as an accessory, provides protection from items stacked in the rear, and includes quick release fittings, and multi-positional attachments.
- b Cargo blind on Berlina wagon, rolls out to provide protection from the sun and provides added security for items in the back.



Stylish, responsive, manoeuvrable. With space to spare.

In fact, the Commodore Series II wagon has the largest cargo carrying capacity of any Australian built family wagon. Combining rear wheel drive and Independent Rear Suspension, sedan-style driving characteristics are assured.






Imagine seating you can tailor to your requirements! Commodore Series II wagon offers a variety of seating and storage configurations. The 60/40 split folding second row seat means longer objects can still be carried with one or two rear passengers, while the Holden Plus 2^o accessory seat provides a forward-facing, split 3rd row seat for two children up to 12 years old. The cavernous cargo space allows you to carry an astonishing array of cargo, large and small, while accommodating up to 5 in comfort.

features

Commodore Acclaim

- Air conditioning.
- Anti-lock Braking System (ABS) assists in maintaining steering control, even under full braking.
- Electronic control four speed automatic transmission with power or economy mode.
- Exterior mirrors in body color.
- Padded front seat headrests adjust for height and fore & aft for added comfort and safety.
- Driver & passenger seat lumbar support for added comfort on long journeys.
- Cloth seats with velour insert.
- Headlamps automatically turn off after leaving parked car to help avoid a flat battery.
- Mobile phone power point.
- a Driver and front passenger airbags.
- b Side impact airbags help reduce risk of head, chest and neck injury in a side collision.
- c Traction Control (TC) provides smooth, stable acceleration in slippery conditions by helping to prevent loss of traction. It also assists on 'split surfaces' such as when one wheel is on gravel on the shoulder of a bitumen road.
- d Cruise control with electronic fingertip operation reduces effort and enhances economy on long distance touring. 'Tap-up, tap-down' facility for accurate speed adjustment.



Exacting standards have inspired the development of Holden's showcase safety passenger vehicle, the Commodore Acclaim Series II. Boasting Australia's most comprehensive safety package.



features

Commodore S & SS

Commodore S

- 3.8 litre ECOTEC 147kW engine, with imported 5-speed Getrag manual transmission for responsive performance.
- Supercharged V6 171kW engine option with electronic control 4 speed auto transmission.
- Four spoke leather wrapped steering wheel.
- Cruise control, now fitted to both manual and auto transmissions.
- FE2 sports suspension for responsive performance-car handling.
- 16" x 7" alloy wheels and P225/50 R16 95H low profile tyres.
- Front and rear power windows.

Commodore SS

- High-winged sports seats trimmed in fabric that complements exterior paint colour.
- 17" x 8" alloy wheels and P235/45 R17 95V low profile tyres.
- All new Gen III 5.7 litre alloy V8 engine.
- 6 speed manual transmission.
- Traction Control (TC), on auto transmission option.
- Limited slip differential for superior handling.
- Driver and passenger airbags.
- Sports body kit, including foglamp-equipped front spoiler, side skirts and rear wing-spoiler.



Transform every day into a heartstopping adventure.

Slide behind the leather wrapped wheel of Commodore's supercars, S and SS. Turn the key, feel the power, take control of these ultimate sports machines. In the SS, harness the adrenaline pumping performance of the all new Generation III 5.7 litre alloy V8 engine. Experience the rush.





Superb degrees of refinement and luxury. It's astonishing how good the new Berlina Series II makes you feel. From the smart new styling and sumptuous interior to the added safety of front and side impact airbags, Berlina looks after you, right down to the finest detail.

features Commodore Berlina


- Anti-lock Braking System (ABS).
 - Variable intermittent road speed-sensitive wipers.
 - 12 function trip computer, with 'trip planner' to estimate trip distance to go, time to go, remaining fuel.
 - Headlamps with programmable time delay, to light a path to your door at night.
 - Approach Lighting; remote key operates tail lamps, headlamps or parking lamps as preferred, to show the location of your car in the dark. Operates interior dome lamp so you can check the cabin before entering.
 - Anti-theft alarm.
 - Woven velour seat upholstery, for added comfort and style.
- [a]** Big 6 speaker sound system with CD player, tape deck and automatic power antenna with driver pre-set height adjustment.
- [b]** Climate Control for a comfortable environment in any weather.
- [c]** Automatic Transmission Indicator displays selected gear in the instrument cluster.
- [d]** Stylish new 15" alloy wheels.



features

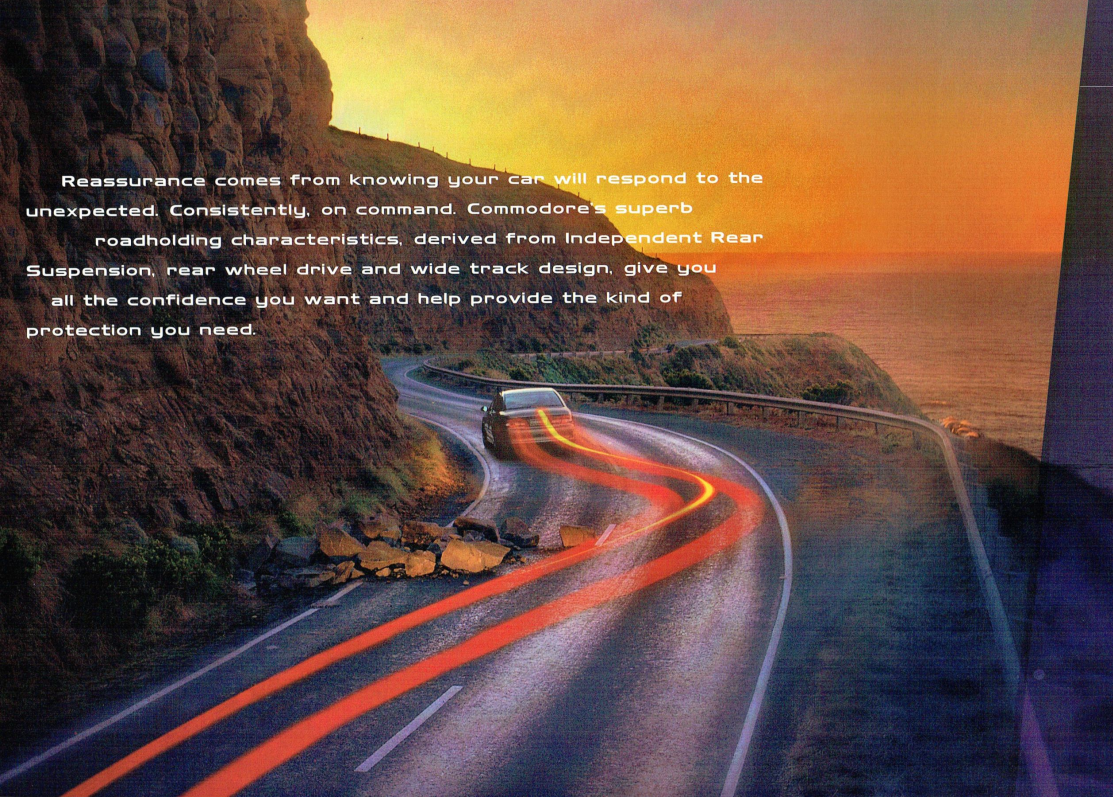
Comfort and convenience

Comfort and convenience within fingertip reach. The ergonomically designed wraparound cockpit of the Commodore Series II heightens driving pleasure by offering a wealth of advanced safety features, sophisticated information systems and intelligent technical innovations.



- a** Optional on Executive and Acclaim and standard on S, SS and Berlina, power windows include a one-touch 'express down' feature on the driver's side.
- b** Front console holders secure cups of various sizes. Twin cup holders in the rear are provided in the central fold-away tray.
- c** Commodore's height and reach adjustable steering wheel combines with electric driver's seat height adjustment, including front & rear cushion tilt, to maximise driver comfort.
- d** The double DIN (double standard size) sound system control panel features large controls for easy operation. A CD player is standard in Berlina and available as an option on all other Commodore models.
- e** As one of the world's most advanced satellite navigation systems, this accessory provides detailed route maps for just about any destination in Australia. You'll receive both spoken and visual guidance.
- f** All Commodores have the convenience of remotely controlled electric exterior mirrors. The convex left hand side mirror helps to eliminate blind spots when changing traffic lanes or reversing.





Reassurance comes from knowing your car will respond to the unexpected. Consistently, on command. Commodore's superb roadholding characteristics, derived from Independent Rear Suspension, rear wheel drive and wide track design, give you all the confidence you want and help provide the kind of protection you need.


reassurance Commodore safety features

- One piece door ring distributes side impact load to help resist side intrusion.
- Crash Pulse Optimisation allows the front to progressively crush for less severe impact on passengers.
- Front bumper beam shares an 'offset' frontal impact (one side of the car), over both sides of the car.
- Front lap sash seat belts feature webbing clamps and pyrotechnic pretensioners to minimise unwanted forward movement in the early stages of a frontal collision.
- Front seats feature seat belt sash height adjustment for best possible fitment.
- Anti-submarining features in all seats reduce the risk of sliding under the seat belt in a collision.

a Driver and passenger airbags are deployed with a flat surface, and work in conjunction with front seat belt pre-tensioners which minimise unwanted forward movement in the event of a collision.

b Commodore is the first Australian built car to offer side impact airbags. Each airbag is in the seat bolster for optimum positioning regardless of seat position and angle.

c Independent Rear Suspension is specifically developed for Australian driving conditions to improve ride and handling over rough and uneven surfaces.



■ The Bosch 5.3 Anti-lock Braking System (ABS) assists Commodore's powerful 4 wheel disc brakes in an emergency situation by helping to maintain steering control, even under full braking.



■ Holden's Traction Control (TC) utilises Anti-lock Braking (ABS) technology to help prevent loss of traction when accelerating and offers stable acceleration on tram tracks, wet roads, snow and ice, or on 'split surfaces' such as gravel on the shoulder of a bitumen road.



performance

Commodore engines

Powered by the passion to drive, Holden has created three magnificent engines.

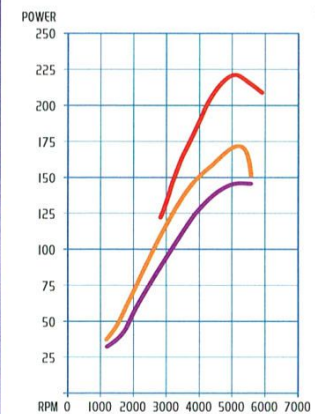
The legendary ECOTEC V6 that combines power with remarkable fuel efficiency.

The ultra responsive Supercharged V6.

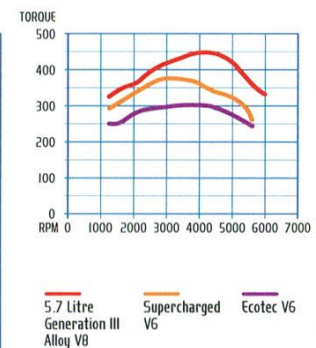
And the breathtaking all new 5.7 litre Generation III alloy V8, an engine which delivers unrivalled power and performance.



Power Comparisons



Torque Comparisons



THE ALL NEW 5.7 LITRE GENERATION III
ALLOY V8.

- 220kW of power, 446Nm of torque.
- Aluminium alloy construction creates light weight engine for:
 - Smooth ride. Lower weight allows softer, more supple front suspension.
 - Agile handling. Less weight in front end allows more precise steering response.
 - Enhanced fuel economy due to minimum addition to body weight.
- One piece induction system made from composite materials for smoother airflow and superior 'breathing'.

SUPERCHARGED V6.

- 171kW of power, 375Nm of torque.
- Outstanding 6 cylinder performance from elite technology, shared with Aston Martin, Mercedes and Jaguar.
- Eaton M90 Supercharger is a crankshaft driven air pump that compresses more air into the cylinders than a naturally aspirated engine.
- More air, and more fuel, increase power. Like a bigger engine.
- Vacuum operated boost control modulates air pressure to give smooth, progressive power.
- Substantial torque across rev range makes engine responsive and easy to drive.

ECOTEC V6.

- 147kW of power, 304Nm of torque.
- V6 engine is compact and light, for excellent ride and handling.
- High power with outstanding fuel efficiency from use of:
 - Friction reduction techniques on moving parts, especially pistons, rings and valve train.
 - Sophisticated engine management.
- Stainless steel long life exhaust.



HSV Holden Special Vehicles

Through innovative design, HSV continues an enviable tradition, bred from a long history of success in motorsport. These hand finished and individually numbered road cars blend awesome power with brilliant handling and distinctive styling that stands you out from the crowd. For your Authorised HSV Retailer call 1800 035 464 or visit www.hsv.com.au.

a The all new 250kW LSI HSV enhanced 5.7 litre V8 engine.

b HSV engineered suspension and brake packages, along with premium wheel and tyre packages, provide the driver with the ultimate in ride, handling and grip.

c Colour coded performance interiors are all part of the unmatched driving experience that is Holden Special Vehicles.

d Each HSV specifically integrated body styling package ensures a strong sense of individuality on any Australian road.



Designed to your specification. Destined to make your Commodore uniquely your own, the exclusive HBD range of personalised enhancements are factory fitted and carry Holden's comprehensive 3 year or 100,000km warranty.



hbd Holden By Design

Create your own combination of styling enhancements for Commodore from a quality range that includes front, side and rear skirts, sports grille, decklid spoiler and range of alloy wheels.

HBD's tailored sunroof is electronically controlled from convenient ceiling mounted controls for preferred positioning in the slide or tilt mode, and even automatically closes when you lock your car.

For an instant styling upgrade, just add sports style alloy wheels. Available in 15, 16 and 17 inch diameters, each is fitted with road-hugging tyres for both performance and great looks.

See your Holden Dealer for the full range of HBD accessories.



115 x 6.5J 6 spoke alloy, P205/65 R15 95H tyres.

116 x 7J 5 spoke alloy, P225/50 R16 V-rated tyres.

116 x 7.5J 16 spoke alloy, P225/50 R16 V-rated tyres.

117 x 8J 5 spoke alloy, P235/45 R17 V-rated tyres.

117 x 8J 5 spoke alloy, P235/45 R17 V-rated tyres.



Vehicle shown fitted with front, side and rear skirts, decklid spoiler, sports grille and 16" alloy wheels.

personal Commodore accessories


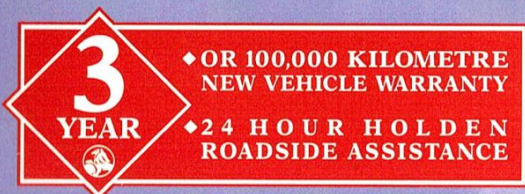
It's hard to imagine improving on the most exciting, new family car in a decade.

But it is possible to personalise your new VT Commodore with the Holden range of accessories.


Whether you're looking for an accessory that adds style and luxury or safety and protection, here is the best possible selection.

Whatever you finally choose, it will give you a great sense of pride and enormous satisfaction, making your new VT Commodore as individual as you are.

Not only does every accessory meet Australian design rules, each part is also backed by a 3 year 100,000km warranty when installed by your Holden Dealer at the time of new vehicle purchase. (Other warranty conditions apply when accessories are fitted after new vehicle purchase.)



Showing stylish, integrated design this cargo blind draws out to provide protection from the sun and provides added security for the back of wagons.



By maintaining a set speed, cruise control helps long country kilometres glide by effortlessly and can improve fuel efficiency.




Keep everything in its place with a heavy mesh cargo barrier. Expertly designed with quick release fittings and multi-positional attachments for your wagon.



Let the fresh air in and keep the wind and rain out with this full sized weather shield.




This sleek new generation design complements the flowing lines of your Commodore.




In extreme conditions an insect screen can help prevent clogging and avoid your car's cooling system being put under pressure.



Commodore's tinted acrylic sunguard provides excellent heat protection for rear seat passengers.



Aerodynamically designed external front sunshade reduces heat build up when parked, and helps reduce sun and road glare when driving.



Rural driving is safer with a country roo bar which is designed to work with Commodore's SRS airbag system. Also available in textured black finish.




Don't let stone chips and scratches detract from the superb paint finish. This durable acrylic custom design can be easily removed for cleaning.



Specially engineered for Commodore headlights in durable acrylic, this protective accessory provides the ideal protection against annoying stone chips and scratches.




Achieve a sporty look and give your Commodore a dynamic presence with this stunning rear spoiler.




Integrated into Commodore's fascia design, these fully moulded mudflaps are both practical and stylish. (Not designed for S and SS models).




Protect your car's paintwork and make these tough, durable mudflaps the first line of defence against road grime.



Ideal for both sedan and wagon, Holden roof bars let you carry luggage and sporting equipment without sacrificing interior space.




These ashtrays and cigarette lighters are cleverly integrated into the front and rear of your Commodore.



This electric antenna automatically extends and retracts when your radio is switched on or off.




Select the trailer wiring harness that best suits your existing connections - 7 pin flat, small 7 pin round and large 7 pin round.



Fully tailored, stylish sheepskin covers add to your comfort, keeping you cool in summer and warm in winter (Not to be fitted to vehicles with Side Impact Airbags).




Turn your wagon into a seven seater family mover with this third seat package. Designed to accommodate children, up to the size of an average 12 year old. Available in matching trim for all wagons.




In addition to Commodore's extensive security features, this anti-lock upgrade sounds an alarm if doors are opened without a key. (Standard on Berlina.)



Help keep your Commodore in its original condition with these fully tailored, high quality long pile carpet floor mats, now with a new anti-slip backing.



Designed specifically for Commodore, this load distribution device transfers a portion of the load to the front wheels of your car when towing. Recommended when towing more than 750kg.



Superlift shock absorbers allow you to adjust the car's height providing improved handling and better ground clearance when heavily loaded or towing.

tailored Commodore towing systems

Not all tow bars are the same. Holden tow bars have been specifically designed and tested by Holden engineers for Commodore.

They meet stringent Australian Design Rules. Only Holden Approved tow bars are covered by Holden's warranty.

Towbar Package up to 1,200kg.

Comprehensive package includes 1,200kg rated towbar. Finisher for fascia.

Additional equipment: Trailer wiring harness. Tow ball.

Recommended additional equipment:
Load distribution device if towing more than 750kg.
Brakes on trailer if required by your State laws.



Towbar Package up to 1,600kg.

Comprehensive package includes 1,600kg rated towbar. Finisher for fascia. Holden power steering cooler. Heat shields.

Additional equipment: Trailer wiring harness. Tow ball.
Brakes on trailer.

Recommended additional equipment:
Load distribution device.




Towbar Package up to 2,100kg.

Comprehensive package includes 2,100kg rated towbar. Finisher for fascia. 2,100kg rated load distribution device. Holden power steering cooler. Heat shields. Superlift shock absorbers.

Additional equipment: Trailer wiring harness. Tow ball.
Brakes on trailer. Automatic Transmission.





The smartest way to own a new Commodore.

HOLDEN FINANCIAL SERVICES SMARTCHOICES.

Holden Financial Services offer you a most extensive range of options designed to assist you in owning a new Commodore more affordably.

The SmartChoices range of vehicle finance allows you to select the terms, conditions and pricing structure to best suit your circumstances.

SMARTBUY offers affordable, flexible finance with low monthly repayments* and the security of a guaranteed minimum buyback price.** For more information and a detailed brochure see your Holden Dealer or freecall the SmartBuy Hotline on 1800 642 000.

SMARTDRIVE offers you competitive small business lease options with flexible terms, payment and maintenance options normally only enjoyed by large fleet buyers. Now that's smart!

SMARTCARE offers a range of insurance products that protects your vehicle and finance in the event of the unexpected happening. SmartCare Comprehensive even offers new car replacement, agreed value, genuine Holden parts guarantee and a range of additional premium benefits.*** For more information and a detailed brochure see your local Holden Dealer or call the SmartCare Hotline on 1800 060 094.

Commodore fleet buyers enjoy access to **HNL Fleet Services**# which offers a wide range of fleet leasing, management and financial services

to approved customers. Consult your Holden Dealer or HNL Fleet Services direct, toll-free on 1800 226 772.

THE GM CARD. A GREAT DEAL MORE REWARDING.

Simply by putting everyday expenses like bills and shopping on your GM Visa or GM MasterCard, you'll be saving towards your next new Holden.##

For every \$20 you spend on credit purchases Holden will contribute \$1 towards your next new Commodore. You can swipe thousands of dollars off the best price you can negotiate on a new Commodore.##




The Rebate can be transferred to other eligible members of your family.## So even if you're a fleet buyer you can save hundreds, even thousands, off a second new car.##

The GM Card offers no annual fee in the first year (an \$18 fee currently applies in subsequent years), and a competitive interest rate with up to 55 days interest free on credit card purchases.###

Unlike other credit cards, it doesn't take long to accumulate significant rewards. In fact, the GM card offers extra rewards to enjoy immediately.

Every quarter the GM Card Rewards Extra Program brings you exciting new savings and special bonuses. You are also entitled to special privileges such as free entry into selected Golf events and Motor Shows.




To apply, visit any Westpac/Challenge Bank/Bank of Melbourne branch, Holden Dealer, or call The GM Card 24 hour Customer Service Line on 131 200.

**The package
wouldn't be
complete without
extra peace
of mind.**

WE'RE WITH YOU ALL THE WAY.

Your new Holden Commodore comes with the added peace of mind of the nationwide support of Holden and its Dealer network.

**3 YEAR OR
100,000KM
NEW VEHICLE
WARRANTY.**




Every Holden Commodore comes with a 3 year or 100,000km New Vehicle Warranty, whichever comes first.

This factory backed bumper to bumper warranty

covers everything from the engine, transmission, clutch, interior and exterior components including corrosion.

An Extended New Vehicle Warranty is also available.



THE REASSURANCE OF 3 YEAR/24 HOUR HOLDEN ROADSIDE ASSISTANCE.[†]

Peace of mind is also provided in the form of 3 year/24 hour Holden Roadside Assistance.

One of Australia's most comprehensive assistance packages it is complimentary for the full term of your new Holden Commodore warranty.

In the event of the unexpected happening, from your keys being locked in the car to mechanical and accident advice, help is readily available by simply calling the toll-free number 1800 817 100.

This service is delivered from over 900 centres by Assist Australia and the combined resources of the Australian motoring organisations.

EXTENSIVE NATIONAL DEALER SUPPORT.

With over 350 dealers strategically located nationwide, the Holden service network is the largest in the country. Each Holden Service Centre is staffed by a team of trained technicians who have access to regular factory training bringing them up to speed on the latest technology.

Should you require more information on any of our products contact our Customer Assistance Centre on 1800 033 349.



*Fees and charges apply. For the annual percentage rate applicable to you contact your local Holden Dealer. Subject to credit approval and current terms and conditions.


Conditions apply. A disposal fee of \$350 applies plus charges for excess wear or excess kilometres may also apply. For full terms and conditions please refer to the relevant policies at your local Holden Dealer. *For full terms and conditions please refer to relevant policies at your local Holden Dealer. #HNL Fleet Services is a registered business name of Holden National Leasing Ltd. A.C.N. 008 589 562. ##Subject to The GM Card from Holden Program Rebate Rules. Vehicle sales for which a fleet allowance is paid are not eligible for GM Card Rebate. Full details of terms and conditions are available on request from your local Westpac/Challenge Bank/Bank of Melbourne branch. ###Where account is fully paid by the due date each month. Interest rate where account is not fully paid and for cash advances is currently 15.4%pa as at May 1999. Government charges also apply. †For full terms and conditions regarding Holden Roadside Assistance please refer to our customer booklet available from our Customer Assistance Centre.

lpg

Commodore fuel systems

- Complies with Australian Design Rules.
 - Factory calibration of the engine management system delivers performance levels similar to petrol.
 - LPG filler (neatly hidden behind fuel door) attaches easily and securely to the LPG filling hose.
 - Upgraded rear suspension maintains high standards of ride & handling.
 - Fuel mode switch built into the instrument panel lets you change easily from petrol to LPG.
 - Integrated fuel gauge automatically shows level of LPG on petrol and even recalculates the 'distance to empty' on the trip computer.
 - Rigorously tested during development by Holden engineers, including barrier testing and safety checks.
 - Safety and reliability of specially formed, integrated steel fuel lines.
 - Australia-wide availability of replacement parts through all Holden Dealers.
- a** Specially designed LPG tank, fitted so that loss of boot space is kept to a minimum.
- b** The Commodore wagon retains the full 75 litre petrol tank capacity as well as 60 litres of LPG, providing an extra long driving range when you need it.

The best LPG installation kit for a new Holden comes from...
...Holden. When you order Holden LPG as a factory option, the dual fuel system will be expertly integrated into your Commodore sedan or wagon ensuring it remains every inch a Holden. And it's the only LPG installation that's fully covered by Holden's 3 Year or 100,000km warranty.



COMMODORE SPECIFICATIONS.

	ECOTEC V6	SUPERCHARGED V6	GENERATION III V8
ENGINE	'V' configuration. Cold air intake. OHV design with cross flow cylinder heads. Low friction technology. 'Hot wire' air mass metering. Sequential fuel injection. Engine management system. High energy, distributorless, ignition. Twin knock control sensors. Computer diagnostics. Electric cooling fan. Stainless steel exhaust.		
	Linear exhaust gas recirculation for emissions & economy.	High flow air cleaner. Low restriction dual exhaust.	
		Electronic control supercharger.	
	Triple coils.		Coil-per-cylinder
	Cross-bolted main bearings.		
	4-bolt		6-bolt
BORE x STROKE (mm)	97 x 86		99 x 92
CAPACITY (cc)	3791		5665
COMPRESSION RATIO (:1)	9.4	8.5	10.1
RECOMMENDED PETROL OCTANE	91 (ULP)	95 (PULP) Alternative: 91 (ULP)	91 (ULP)
POWER (DIN, kW)	147 @ 5200rpm	171 @ 5200rpm (PULP)	220 @ 5000rpm
TORQUE (DIN,Nm)	304 @ 3600rpm	375 @ 3000rpm (PULP)	446 @ 4400rpm
GEAR RATIOS (:1)	Manual 1st 3.83 2nd 2.19 3rd 1.40 4th 1.00 5th 0.81 6th Final drive ratio.	Auto 3.06 1.63 1.00 0.70 3.08	Manual 2.66 1.78 1.30 1.00 0.74 0.50 3.46
PETROL ECONOMY (l/100km*) [mpg]	Manual Exec: 11.0 City: 10.5 [26.9] Hwy: 6.8 [41.5]	Auto S Pack: (PULP) City: 13.0 [21.7] Hwy: 7.6 [37.1]	Manual SS: City: 13.0 [21.7] Hwy: 7.4 [38.1]
	Auto Exec: 13.0 City: 13.0 [21.7] Hwy: 9.0 [31.3]		Auto Exec: 13.0 City: 13.0 [21.7] Hwy: 9.0 [31.3]

	ECOTEC V6	SUPERCHARGED V6	GENERATION III V8
Wagon	Manual Exec: 11.0 City: 11.0 [25.6] Hwy: 7.0 [40.3]	Auto Exec: 12.0 City: 12.0 [23.5] Hwy: 7.2 [39.2]	Manual Exec: 13.0 City: 13.0 [21.7] Hwy: 8.0 [35.3]
LPG ECONOMY (l/100km*) [mpg]			
Sedan		Exec: 16.0 City: 16.0 [17.6] Hwy: 9.5 [29.7]	
Wagon		Exec: 17.0 City: 17.0 [16.6] Hwy: 10.0 [28.2]	
PETROL TANK (L)	75		
SEDAN & WAGON LPG TANK (L)	60		
BRAKES	Four wheel disc. Ventilated front disc & finned caliper.		
Anti-lock Braking System (ABS)	(Avail: see feature list). When wheel speed sensors & computer detect imminent lock-up, brake cylinder pressure is adjusted front & rear to prevent braking skid.		
TRACTION CONTROL (TC)	(Avail: see feature list). Maximises available traction. When sensors detect imminent rear wheel spin, engine torque is reduced. If one wheel is about to spin, braking is applied to transfer torque to wheel with better traction.		
SUSPENSION	Front: MacPherson strut. Direct acting stabiliser bar. Progressive rate coil springs. Rear: Independent Rear Suspension (IRS). Semi-trailing arm. Progressive rate miniblock coil springs. Stabiliser bar.		

	ECOTEC V6	SUPERCHARGED V6	GENERATION III V8
SPORTS SUSPENSION	(Option. Avail: see feature list.) Front: Firmer spring rate. Revised stabiliser bar diameter. Reduced ride height. Rear: Firmer spring rate. Gas pressure dampers. Wagon: Revised stabiliser bar diameter.		
STEERING	Variable ratio rack & pinion.		
TRACK (mm) Sedan & Wagon	Front:1569		Rear:1587
TURN CIRCLE (kerb to kerb, m)	11.0		
WHEELBASE (mm)	2788		
WHEELS & TYRES	Executive: 15 x 6 steel wheels.		
	205/65 R15 95H tyres.		225/60 R15 96V tyres.
EXTERIOR DIMENSIONS (mm)	Length	Width	Height
Executive Sedan	4884	1842	1450
Wagon	5042	1847	1545
INTERIOR DIMENSIONS (mm)	Leg	Shoulder	Head
Executive Front	1072	1518	Sedan: 988 Wagon: 1002
Rear	992	1520	Sedan: 968 Wagon: 1069
CARGO VOLUME (L)	475		
Sedan	2683 (Rear seat folded down.)		
Wagon			
WEIGHT (Est. kg)	Exec: 1512	S pack: 1586	Exec: 1576
Sedan	1572		1631
Wagon			
TOWING	Holden approved 1200kg, 1600kg & 2100kg towing equipment is available. See your Holden Dealer for details. (Towing capacity subject to State laws.)		
SERVICE (km)	1500 (free) inspection, 10,000 then every 10,000. Holden Dealer 'Tech 2' computerised analysis available for engine management system. Maintenance-free, long life, accessory drive belt with automatic tensioner. Dual belt on V8.		

A word about this catalogue. We have tried to make this catalogue as comprehensive and factual as possible. However, since the time of printing some of the information you'll find here may have been updated. Also, some of the equipment shown or described through this catalogue may have been changed and/or is available at extra cost. Further, Holden Ltd. reserves the right to make changes at any time without notice, in prices, colours, materials, equipment and models. Your Holden Dealer has details, and before ordering, you should ask them to bring you up to date. No Holden Dealer or other person is authorised or permitted to give or make any statement, assertion or undertaking in relation to the quality, performance characteristics, descriptions or fitness for any purpose of any Holden product which is at variance with any written statement, assertion or undertaking on any of these subjects given or made by Holden Ltd. A.C.N. 006 893 232 or General Motors-Holden's Sales Pty. Ltd. A.C.N. 004 688 831 in its published sales literature, and neither company accepts any liability for any such unauthorised action. Holden Ltd. and General Motors-Holden's Sales Pty. Ltd. have authorised dealers in many parts of Australia for the sale of service parts and the provision of service to owners of Holden's products. Every endeavour is made to ensure that such dealers carry adequate stocks of service parts, but neither Holden Ltd. nor General Motors-Holden's Sales Pty. Ltd. makes any promise other than that contained in the New Vehicle Warranty given by Holden Ltd. that such parts or service facilities will be available at any specific location or at any particular time. Express warranties offered for Holden product are subject to the conditions set out in all vehicle handbooks. Details also available from Holden on request. *Fuel consumption figures based on AS2877 tests. These figures are provided to assist you in comparing the fuel consumption of Commodore with other vehicles. The actual fuel consumption will depend, however, on many factors, including your driving habits, the prevailing conditions and your vehicle's equipment, condition and use. Copyright Holden Ltd. Printed by: A.C. Tod 265 Williamstown Rd., Port Melbourne, VIC. 3207. May 1999. GPB0234. AD10723

YOUR COMMODORE IN DETAIL.

S = Standard Feature. O = Option. P = Option in package with one or more others. H = Hidden By Design. A = Accessory.

	SEDANS					WAGONS			
	Exec	Accalm	S	SS	Berlina	Exec	Accalm	Berlina	
POWERTRAIN									
147kW, 3.8 litre ECOTEC V6 engine.	S	S	S		S	S	S	S	
171kW, 3.8 litre Supercharged V6 engine.		O			O				
220kW, 5.7 litre Generation II alloy V8 engine.	O			S	O	O			O
Dual fuel petrol/LPG. (Aval. with ECOTEC V6/auto trans.)	H/A		H/A		H/A	H/A		H/A	
Multiport fuel injection & engine management system.	S	S	S	S	S	S	S	S	
5-speed Getrag manual transmission.	S		S		S				
6-speed manual transmission. (Option avail. with Gen III V8.)	O				S	O			
Electronic control 4-speed automatic transmission. Power or economy mode. Oil-to-air cooler for towing to 2100kg.	O	S	O	O	S	O	S	S	
Cruise control.	P/H/A	S	S	S	S	P/H/A	S	S	
Limited slip differential.	O	O	O	S	O	O	O		
75 litre long range fuel tank. Seamless, laminated plastic anti-rupture type for safety.	S	S	S	S	S	S	S	S	
MECHANICAL									
Rack & pinion steering with power assist.	S	S	S	S	S	S	S	S	
Independent Rear Suspension (IRS).	S	S	S	S	S	S	S	S	
Self-levelling suspension.	H	H	H	H	H	H			
FE2 Sports Suspension. (Inc. gas pressure rear dampers.)	O	O	S	S	O	O	O	O	
Four-wheel power disc brakes.	S	S	S	S	S	S	S	S	
Anti-lock Braking System (ABS).	P	S	P	S	S	P	S	S	
Traction Control (TC). Auto 'on', manual switch off control. (Aval. with auto trans.)	P	S	P	S	O	P	S	O	
Engine hood gas strut assist.	S	S	S	S	S	S	S	S	
On-board computer co-ordination of electronics, with self diagnosis.	S	S	S	S	S	S	S	S	
WHEELS									
15 x 6 steel wheels. Full covers. 205/65 R15 95H tyres.	S	S				S	S		
15 x 6 alloy wheels. 205/65 R15 95H tyres.					S				S
15 x 6.5 six spoke alloy wheels. 205/65 R15 95H tyres.	H	H			H	H	H	H	
16 x 7 alloy wheels. 225/50 R16 92V tyres.			S						
16 x 7 five spoke alloy wheels. 225/50 R16 95V tyres.	H	H	H		H	H	H	H	
16 x 7.5 16-spoke alloy wheels. 225/50 R16 95V tyres.	H	H	H		H	H	H	H	
17 x 8, alloy wheels. 235/45 R17 93V tyres.			S						
17 x 8, five spoke alloy wheels. 235/45 R17 93V tyres.	H	H	H	H	H	H	H	H	
EXTERIOR									
Grille charcoal with silver leading edge.	S	S				S	S		
Sports graphite grille.			S	S					
Grille with chrome surround.					S			S	
HBD Sports grille.	H	H	H	H	H	H	H	H	
Bumpers in body colour.	S	S	S	S	S	S	S	S	
Bodyside mouldings.	S	S				S	S		
- With chrome insert.					S			S	
Chrome window surrounds.					S				
Body kit: Front, rear & side skirts with rear decklid spoiler (with high-mounted stop lamp.)			S	S					

	SEDANS					WAGONS			
	Exec	Accalm	S	SS	Berlina	Exec	Accalm	Berlina	
Body kit: Front, rear & side skirts & sports grille.									
Rear deck spoiler with high-mounted stop lamp.	H	H			H				
Rear deck spoiler lip-type.	H	H			H				
Foglamps, front.				S					
Headlamp guards.	A	A	A	A	A	A	A	A	
Radiator protector.	A	A	A	A	A	A	A	A	
Bonnet insect screen.	A	A	A	A	A	A	A	A	
Country roof bar. (Aval. in black or silver.)	H/A	H/A	H/A	H/A	H/A	H/A	H/A	H/A	
Mudflaps (flexible) front & rear.	A	A	A	A	A	A	A	A	
Mudflaps (moulded) front & rear.	A	A			A	A	A	A	
Metallic paintwork.	O	O	O	O	S	O	O		
Rocker panel below doorline in body colour.									S
Exterior mirrors in body colour.		S	S	S	S		S	S	
Door handles in body colour.		S	S	S	S		S	S	
Tailgate dust deflector.						S	S		
Chromed exhaust outlet.	A	A	S	S	S	A	A	S	
License plate frames, standard height or slimline.	A	A	A	A	A	A	A	A	
Full immersion body corrosion protection.	S	S	S	S	S	S	S	S	
Full stainless steel line exhaust system.	S	S	S	S	S	S	S	S	
DRIVER									
Four spoke soft feel steering wheel.	S	S			S	S	S	S	
Four spoke leather wrap steering wheel.	H	H	S	S	H	H	H	H	
Steering wheel height & reach adjust.	S	S	S	S	S	S	S	S	
Woodgrain style transmission surround.					S				S
Illuminated ignition.	S	S	S	S	S	S	S	S	
Electric remote boot release.	S	S	S	S	S				
Electric remote tailgate lock/unlock.						S	S	S	
Remote fuel filler door release.	S	S	S	S	S	S	S	S	
Electric remote control exterior mirrors.	S	S	S	S	S	S	S	S	
Twin jet windshield washers & intermittent wipers.	S	S	S	S	S	S	S	S	
- Variable intermittent, road speed sensitive wipers.					S				S
Tailgate window wiper/washer.					S	S	S		
- Sweep timing synchronised with front wipers. (Berlina: when car is stationary.)						S	S		
- Intermittent switches up to normal speed when reverse gear selected (auto trans. only).						P	S	S	
Electric rear window demist. Auto off timer.	S	S	S	S	S	S	S	S	
Digital clock in radio.	S	S	S	S	S	S	S	S	
Headlamps auto off after leaving parked car.	S	S	S	S	S	S	S	S	
Trip computer, including: Odometer. Trip distance. Audible & visual speed warning. (4 adjustable settings). Distance to empty. Trip distance to go. Time to go.	S	S	S	S	S	S	S		
Trip computer, including:					S				S
• Average speed. Odometer. Average economy on trip.									
• Flapped trip time. Trip distance. Fuel used on trip.									
• Audible & visual speed warning (4 adjustable settings). Distance to empty. Instant economy.									
• Trip distance to go. Time to go. Remaining fuel.									
Service reminder. Appears 1,000km before service is due.	S	S	S	S	S	S	S	S	

	SEDANS					WAGONS			
	Exec	Accalm	S	SS	Berlina	Exec	Accalm	Berlina	
Global positioning system (GPS).									
Auto transmission 'gear selected' (PRND321) indicator in instrument cluster.	H	H	H	H	H				S
Tachometer.	S	S	S	S	S	S	S	S	
Instrument dimming. low/high settings.	S	S	S	S	S	S	S		
Variable instrument dimming.					S				S
Warning lamps include: Oil pressure. Alternator. Check engine. Brake failure. Parking brake on. Fasten seat belt reminder at engine start.	S	S	S	S	S	S	S		
Lamp & chime warning. Parking brake on while vehicle moving. Low fuel.	S	S	S	S	S	S	S		
- High engine temperature.					S				S
Mobile phone power point.	S	S	S	S	S	S	S		
SOUND SYSTEM									
AM/FM stereo electronic tune radio. Local/distant selector switch. Automatic station store memory.	S	S	S	S	S	S	S		
Separate bass & treble control. Cassette player. Auto reverse. Automatic program search.	S	S	S	S	S	S	S		
Dolby noise reduction.					S				S
Compact disc input socket.	S	S	S	S	S	S	S		
Compact disc player (single disc).	O/H	O/H	O/H	O/H	S	O/H	O/H		S
Four speakers. Total 30 watts.	S	S	S	S		S	S		
Six speakers. Total 80 watts.					S				S
Premium sound system: 2 amplifiers. Upgraded speaker system. Premium control panel. 10 disc CD changer. Total 540 watts.	H	H	H	H	H	H	H	H	
Power antenna, auto, full up/down. (Option package linked with single-CD player.)	H/A	H/A	P/H/A	S		H/A	P/H/A		
Power antenna, fully automatic. Driver adjustable pre-setting for height. Auto retract with remote control Power Key.					S				S
SEATING									
Seat trim in full cloth. Velour inserts.	S	S				S	S		
Seat trim in full cloth, with sports design.			S	S					
Seat trim in woven velour.					S				S
Sheepskin bucket seat covers. (Not avail. when side impact airbags are fitted.)	A		A	A	A				
Bucket seats, High rise centre console armrest.	S	S	S	S	S	S	S		
Side support wings on front seat cushion.	S	S	S	S	S	S	S		
Sports seats with high side support wings on bolster & seat back.					S				
Front seat head restraints, padded. Height adjust.	S				S				
Front seat head restraints, padded, height & fore/aft adjust.		S	S	S	S		S	S	
Electric driver's seat height adjuster. Includes front & rear cushion tilt.	S	S	S	S	S	S	S		
Driver's seat adjustable lumbar support.	S	S	S	S	S	S	S		
Passenger's seat adjustable lumbar support.	S	S	S	S	S	S	S		
Driver's left footrest, adjustable.	S	S	S	S	S	S	S		
Driver airbag (full size).	S	S	S	S	S	S	S		
Front passenger airbag.	O	O	S	S	O	S	S		
Driver & front passenger side impact air bag.	O	O	O	S	O	S			
Front lap/sash seat belts have webbing clamps & pyrotechnic pre-tensioners.	S	S	S	S	S	S	S		
Buckle mounted to seat for improved fit & increased occupant protection.									
Concealed front & rear window-seat belt sash guides protect the head with cover over belt anchor mechanism.	S	S	S	S	S	S	S		

	SEDANS					WAGONS			
	Exec	Accalm	S	SS	Berlina	Exec	Accalm	Berlina	
Anti-submarining ramps in all seats reduce risk of sliding under seat belt in a collision.									
All seat belts lap/sash, retracting.	S	S	S	S	S	S	S	S	
Folding 3rd row 'Plus 2' child seat. (Not avail. with LPG fitted.)						H/A	H/A	H/A	
Rear seat centre fold-away tray.	S	S	S	S	S				
Rear seat centre armrest.					S	S			S
Two height adjustable rear head restraints.									S
Two rear seat bolster head restraints.	S	S	S	S	S				
CHILDREN									
Rear seat child restraint anchor points.	S	S	S	S	S	S	S	S	
Childproof rear door locks.	S	S	S	S	S	S	S	S	
Rear power window override switch. (Option as part of power window option.)	P	O	S	S	S	P	O	S	
CABIN COMFORT									
Air conditioning with rear outlet vents.	O/A	S	S	S	S	O/A	S		
- Electronic climate control. Auto/manual mode. Rear outlet vents.					S				S
Power windows, front & rear. Express down driver's window. Remote powered on time delay after engine switched off.	P	O	S	S	S	P	O	S	
Electric sunroof. Auto close when vehicle immobilised.	H	H	H	H	H	H	H	H	
Power socket, cigarette lighter type.	S	S	S	S	S	S	S	S	
Cigarette lighter & ashtray, front. (No extra cost).	A	A	A	A	A	A	A	A	
Cigarette lighter & ashtray, rear.	A	A	A	A	A	A	A	A	
Vanity mirror, passenger side.	S	S	S	S	S	S	S		
Centre dome lamp, time delay on entry.	S	S	S	S	S	S	S		
- Automatic illumination when ignition is turned off.	S	S	S	S	S	S	S		
Auto off after 1 hour.						S			S
Footwell lamps, front.						S			S
Front reading spotlamps.						S			S
Rear reading lamps.						S			S
Cut pile carpet.	S	S	S	S	S	S	S		S
Rubber floor mats.	A	A	A	A	A	A	A	A	
Carpeted floor mats, tailored, front & rear.	A	A	A	A	A	A	A	A	
Padded fabric in door trim.	S	S	S	S	S	S	S		S
Passenger overhead assist handles, folding, front & rear.	S	S	S	S	S	S	S		S
Aero windscreen sunshade, front.	A	A	A	A	A	A	A	A	
Weathershield, in standard width or slimline, driver & front passenger window.	A	A	A	A	A	A	A		
Rear Sunguard.	A	A	A	A	A				
STORAGE, CARGO, TOWING									
Twin cup holders in centre console.	S	S	S	S	S	S	S	S	
Twin cup holders in rear seat centre fold-away tray.	S	S	S	S	S				
Glovebox with lamp.	S	S	S	S	S	S	S	S	
Centre console compartment, with liner.	S	S	S	S	S	S	S		
Front door storage bins.	S	S	S	S	S	S	S		
Storage pocket rear of driver & passenger seat.	S	S	S	S	S	S	S		
Fold-down rear centre 'ski' hatch for long loads.	S	S	S	S	S				
60/40 split fold rear seatback.						S	S	S	

	SEDANS					WAGONS			
	Exec	Accalm	S	SS	Berlina	Exec	Accalm	Berlina	
Cargo area storage locker for small items.						S	S	S	
Cargo safety barrier.						H/A	H/A	H/A	
Boot lid gas strut assist.	S	S	S	S	S		S	S	
Tailgate gas strut assist.							S	S	
Carpeted boot floor & spare wheel cover.	S	S	S	S	S				
Carpeted cargo area.						S	S	S	
Lamp in boot.	S	S	S	S	S				
Lamp in wagon cargo area.						S	S	S	
Aero style roof carry bars.	A	A	A	A	A	A	A	A	
Towing equipment (see specifications).	A	A	A	A	A	A	A	A	
Superlift shock absorbers.	A	A	A	A	A	A	A	A	
SECURITY									
Remote control Power Key, with rolling security code, operates dome lamp.	S	S	S	S	S	S	S	S	
- Operates head & tail lamps to show location of car at night.					S			S	
- Disables remote boot release button in glovebox (when locking).	S	S	S	S	S				
- Engages door deadlocks when pressed twice.	S	S	S	S	S	S	S	S	
Releases deadlocks.	S	S	S	S	S	S	S	S	
- Operates central locking for keyless entry through driver's door only.	S	S	S	S	S	S	S	S	
- Operates all doors when button kept pressed.	S	S	S	S	S	S	S	S	
- Enables/disables alarm system.	H/A	H/A	H/A	H/A	S	H/A	H/A	S	
- Enables ignition.	S	S	S	S	S	S	S	S	
- Opens boot.	S	S	S	S	S				
- Unlocks/locks tailgate.						S	S	S	
Indicators unable to flash confirmation if door is ajar when remote locking.	S	S	S	S					
Horn chirps if door is ajar when remote locking.					S			S	
Flashing red interior warning lamp shows vehicle is protected.	S	S	S	S	S	S	S	S	
Engine disabled to immobilise vehicle when key removed from ignition. Unique code for each vehicle.	S	S	S	S	S	S	S	S	
Doorlock in driver's door only. Lock cylinder 'freewheels' if anything other than correct key is inserted.	S	S	S	S	S	S	S	S	
Ship-type steering lock. If steering wheel is forced, front wheels will not turn.	S	S	S	S	S	S	S	S	
Lockable glovebox.	S	S	S	S	S	S	S	S	
Retracting roller cargo blind.						A	A	S	
Radio/cassette security electronics using PIN.	S	S	S	S	S	S	S	S	
Headlamps auto off- programmable time delay.					S			S	
ROAD SAFETY									
Emergency mode after seat belt pre-tensioners are triggered. On-board computer turns engine & fuel pump off. Unlocks doors. Turns dome lamp on.	S	S	S	S	S	S	S	S	
Warning triangle for roadway.	A	A	A	A	A	A	A	A	
First aid kit.	A	A	A	A	A	A	A	A	



HOLDEN
DRIVE ON



The new **COMMODORE** series II



HOLDEN
DRIVE ON

DRIVE THE PRIDE. DRIVE THE PASSION. DRIVE ON.