

ford '70





# Take a Quiet Break in the 1970 FORD

The 1970 Ford has quietly become one of Canada's great luxury values. It gives you the elegance, meticulous engineering and styling distinction of costlier cars . . . at far below the premium price.

Your first look at its crisp, clean lines . . . your first exceptionally quiet moment behind the wheel will tell you it is the finest car that Ford has ever built.

Ford engineer perfectionists created an almost totally quiet ride. Instead of covering up noise by only adding soundproofing, they designed the quietness in. They engineered the new Ford to be quieter than the LTD that was quieter than a Rolls-Royce.

**Ford quiet quality begins outside.** Everything works together to gentle, control and absorb road vibration. There's a computer-designed S-frame, with vibration-absorbing torque boxes integrated into the heavy steel structure. Tapered-design rubber body mounts—which adjust automatically to differing rates of vibration—help cushion your ride.

Front drag strut bushings on Ford's unique "forgiving" suspension roll with the punch of every bump.

Wheel movement is softened and hushed. And engineering thoughtfulness didn't stop there.

Every Ford engine is balance-checked under its own power to reduce one more vibration source to absolute minimum.

There's a long wheelbase for a smooth, smooth ride. A wide track for stability. And over all, a body built of strong, heavy steel for solid, rugged quiet.

**Inside, Ford's Front Room Interior** lets you relax and enjoy the quiet. In padded, paneled elegance. With more people-space than ever. A "covered" instrument cluster and sweptaway dash give you more leg and knee room. A new pressure relief ventilation system directs clean, comfortable air through passenger area for greater riding comfort.

## 22 NEW MODELS

You have a wide choice of irresistible new 1970 models: three ultraluxurious LTD Broughams, five luxurious LTD's, two sporty XL's, six handsome Galaxie 500's, four Custom 500's and two Custom models. Included in these are a collection of seven hardtop models (2- and 4-door), five 4-door sedans, two SportsRoofs, a convertible and seven station wagons. Each gives you a silky smooth ride, easy handling and a degree of interior luxury unique in its class.

This year you'll find a new steering column lock . . . new remote-control door handles . . . and a handier, Uni-Lock Safety Harness (seat and shoulder belt system)—all standard. There are a host of other welcome features that make the 1970 Ford one of Canada's truly great quiet-riding, popular priced cars.

In this noisy, nerve-racking world, you deserve a break. Make it a quiet break—in a 1970 Ford.





## LTD Brougham. Quietly superior.

Ford presents an all-new luxury series of LTD's for 1970. The stately new LTD Brougham. In 2-door or 4-door hardtop, and a 4-door sedan to suit your personal preference. The new LTD Broughams are the most luxurious, most carefully crafted Fords ever built.

Crisply sculptured lines are accented by a massive new grille

with Hideaway Headlamps. Contemporary styling features distinctive long hood and compact deck proportions.

More good news. The handsome Levant Grain Vinyl roof covering you see here is available on all Broughams in dark blue, black, white, dark green and brown. Interiors are even more sumptuous.

more comfortable than before, beginning with the spacious Front Room. LTD Brougham combines ultraluxurious room for six with rich fabrics and appointments unequaled by any other car anywhere near its price.

Cut-pile carpeting covers the floor. Woodtone appliques, much like the genuine hand-rubbed article, spruce

up the steering wheel, instrument panel and doors.

Brougham niceties feature an electric clock, five courtesy lights (including the ash tray), front seat center armrests, roof pillar ornamentation, and more.

You can look forward to lounge-chair comfort on the special knit-nylon bolstered, plush padded seats

shown. Ford stylists, obviously, have a flair for color, an eye for fit, a taste for custom detailing. Individually adjustable Twin-Comfort Lounge Seats, with Passenger Recliner — last word in personalized comfort — are optional on LTD Brougham only.

Standard power team combines the spirited 351 V-8 with the 3-speed fully synchronized manual trans-

mission. The 351 V-8 mates perfectly with optional SelectShift Cruise-O-Matic, which you can shift manually or automatically. Power front disc brakes also are standard. If you lean toward greater power, three V-8's up to a 429 cubic-inch are optional.

The quietly superior LTD Brougham awaits your test drive now. Take a Quiet Break.



ULTRALUXURIOUS LTD BROUHAM SEATS COVERED WITH RICHLY QUILTED AND PLEATED KNIT-NYLON AND VINYL



LTD. The car that Ford is keeping quiet.



OPTIONAL LTD LUXURY TRIM — OPULENT ELEGANCE OF PLEATED BROCADE AND VINYL WITH WOODTONE ACCENTS, ELECTRIC CLOCK, AND MORE

LTD by Ford—most popular luxury-size Ford, and luxury leader in the low price class—puts fine-car ownership well within reach of virtually everyone. Like the all-new LTD Brougham series, there are three LTD choices: 4-door sedan (shown at left), 4-door hardtop (next page), a 2-door hardtop and two luxurious LTD Country Squire station wagons.

All LTD's have beautiful styling and elegance in common. Gracefully fluid lines. Tasteful chrome touches. A roofline distinctively crisp, plus contemporary compact rear deck, long hood proportions.

And each LTD is especially rewarding to drive. The quietness is built in, not just muffled out. The ride is so quiet, it attests to unmistakable, lasting proof of LTD's quality.

The interior is remarkably rich, fashionable, lavishly appointed. With conveniences that only the car innovator can offer—like Ford's spacious Front Room . . . with its Flight-Cockpit Instrument Panel, a handy grouping of all major controls, and a thoughtful driving aid . . .

a super-silent pressure relief ventilation system which changes inside air continuously, even with windows closed, power front disc brakes (standard), and more.

You can select the LTD Luxury Trim option (above): extra elegance with more satiny cloth-and-vinyl seat and door trim, woodtone instrument panel appliques, deluxe steering wheel with color-keyed rim and woodtone insert, bright pedal frames, electric clock, courtesy light and ash tray lamp, and full wheel covers. (See Ford's wide array of other options on page 20.)

Quiet, velvety going begins with a standard 351 V-8 and 3-speed, fully synchronized manual transmission. More V-8 go, up to a pair of power-packed 429 V-8's, is optional. Test the quiet LTD soon at your Ford Dealer's.



LTD's sleek, sophisticated silhouette sets it apart. Exceptional styling that turns heads wherever you go.

It's when you turn the ignition on, though, and move—that you appreciate LTD best. Because few cars, if any, say perfect ride better than LTD. You move in sumptuous comfort . . . a quiet, silk-smooth ride that levels out the meanest roads.

Thoughtful attention to hundreds of details made it come about. A better idea like the computer-designed, safety torque box frame helps cushion the ride. Tapered-design rubber body mounts adjust to varying rates of vibration.

As quietly as LTD moves, there's muscle to back it up. Standard power train is the 351 V-8, and

3-speed, fully synchronized manual transmission.

More V-8 muscle, up to a pair of authoritative 429 cubic-inches, is available. So is SelectShift Cruise-O-Matic . . . another better idea in transmissions.

For a comfortable change from your jet-paced life, try the quiet, sumptuous LTD.

LTD. Sumptuous comfort whispered here.





# Ford XL. Spirited, silent partner.

XL makes luxury a sporting proposition—two exciting ways: SportRoof and Convertible. Each has the fire, the flair and innovations you've come to expect from XL.

Handsome XL styling gives you curved, ventless side glass . . . a distinctive new grille with Hideaway Headlamps . . . full wheel covers . . . dual accent stripes . . . all-vinyl

bench seats . . . woodtone appliques . . . nylon loop-pile carpeting.

Main force is a lusty 351 V-8 paired with the 3-speed, fully synchronized manual transmission. More V-8 muscle up to a 429 cubic-incher is optional.

Adventurous owners will want to add the SelectShift you can shift automatically or manually . . . with a

console-mounted U-bar shift (below) . . . simulated "mag" wheel covers . . . color-keyed dual racing mirrors, and more.

There are other better idea options like Dualltone paint (new fashion hit) . . . handy console and new, racy high-back buckets with built-in head restraints. Bucket covering is soft, cool, breathable Comfortweave vinyl

that washes in a wink.

An anti-theft steering-shift-ignition locking feature is standard. FreshAir ventilation—constant fresh-air flow with windows up for greater riding comfort.

Surprisingly, you can get this spirited, silent partner for far less than you'd guess.



FLIGHT-COCKPIT INSTRUMENT PANEL MAKES CONTROLS MORE ACCESSIBLE, PROVIDES MORE PASSENGER ROOM



FORD XL CONVERTIBLE. NEW TOP DESIGN PERMITS FULL-WIDTH REAR SEAT. POWER TOP, STANDARD, HAS GLASS BACKLITE





# Ford Galaxie 500. Just as quiet as the LTD.

Now Galaxie 500 gives you the same ingenious LTD combination of noise-and-vibration-absorbing features. Computer-tuned frame. Torque-box construction. Cushioned-in-rubber suspension. Acoustical package. Super-smooth engine and transmission power teams. The works. In other words . . .

new Galaxie 500's offer you the perfect combination of impeccable good looks and comfort—plus the luxurious ride of far costlier cars. Impressively smooth. Quiet. Solid. Yet each Galaxie 500 is reasonably priced as only a Ford can be.

In addition to the sophisticated 2-door formal hardtop below, there's an exciting new SportsRoof (ext

page), a suave 4-door hardtop and stately 4-door sedan (page 18), plus two Country Sedan station wagons.

Many extra-value features come standard: new bodyside moldings have color-keyed vinyl inserts that protect against careless parkers, new Uni-Lock Safety Harness unclutters seats—makes seat/shoulder belt-fastening A-B-C easy, loop-pile

nylon carpets the floor, elegant cloth-and-vinyl trim looks and feels rich.

Smooth power team is the thrifty 240-cu. in. Big Six and fully synchronized 3-speed manual transmission. Four V-8's up to a hefty 429 cubic-inch are available.

Galaxie's line-car style and luxury give you a ride as quiet as the LTD. Drive a Galaxie soon and see.



FORD'S FRONT ROOM, A BETTER IDEA THAT GIVES YOU HOME COMFORT, IN ELEGANT CLOTH-AND-VINYL OR OPTIONAL ALL-VINYL TRIM





Racy Galaxie 500 SportsRoof means business and looks it. A great road car. Its smooth authority delivers you quietly in elegance uncommon among popular price cars.

Heads will turn to stare, of course. Credit clever touches like bright wheel lip moldings, a smart new vinyl insert bodyside molding, new taillamps and rear styling.

You relax in deep comfort inside. On cushy, full-width seats trimmed with decorator-designed cloth-and-vinyl, or optional knitted vinyl seat trim. Kidproof long-wear all-vinyl trim is optional. Ford's spacious Front Room makes getting in and out easy...

...riding a real luxury. With the economical 240-cu. in. Big Six for power, plus a fully

synchronized 3-speed manual transmission, Galaxie delivers the performance its good looks promise. For extra-special delivery—there are four optional V-8's up to 429 cubic inches.

Other optional attractions: Select-Shift transmission you drive automatically or manually, AM/FM Stereo radio, and many more.

Test the great Galaxie soon.

# Galaxie 500. Very special delivery.





# Galaxie 500. Popular in its own quiet way.

Ford Galaxie has more than glamour going for it. Examples: the smoothest, quietest, easiest handling ride . . . more than its share of LTD luxury . . . and a low price that makes it a remarkably good value.

Note the all-new grace and natural beauty of the 4-door hardtop and sedan models here. Sleek roofline . . . classic long hood, compact rear

deck. Bodyside molding with vinyl insert, standard, says good-bye to dents from careless parkers.

Under the hood, the quiet, thrifty 240-cu. in. Big Six smoothly harnessed to a fully synchronized 3-speed manual transmission. More V-8 brawn up to a 429 powerhouse is optional. SelectShift Cruise-O-Matic, which you can shift manually or

automatically, also is available and well worth the modest extra cost.

Interiors have the extra distinction of fine tailoring, woodtone accents, and loop-pile carpeting. A swept-away dash gives you luxurious roominess. A wide choice of options (page 20) lets you add more luxuries for greater driving enjoyment.

Test-drive the Galaxie soon.



GALAXIE 500 4-DOOR SEDAN



Better idea options make every trip a happier event.



Better idea options, shown and listed here, make driving more enjoyable. Your Ford Dealer will gladly help you select others.

**A** Automatic speed control makes turnpike travel easier. **B** Reclining passenger seat lets front passenger relax. **C** Tilt Steering Wheel adjusts to five positions (requires power steering and SelectShift transmission). **D** Stereo-Sonic Tape/AM Radio System, over 70 minutes of concert-hall listening pleasure. **E** High-Back Bucket Seats, comfort-firm support with built-in headrests and Center Console. **F** Power front disc brakes stop as easily as you go. **G** Electric Defrost keeps backlite clear. **H** AM/FM Stereo Radio (with dual front and rear seat speakers, rear speaker std. w/Stereo-Sonic Tape System) — superb tone, one of three sound systems available (AM Radio, Stereo-Sonic Tape/AM Radio System are others). **Dual radio speakers** (N.A. Convertible). **Better comfort ideas:** SelectAir Conditioner • Tinted Glass all around exc. Convertible backlite • Comfortweave vinyl trim • 6-way power front seats • LTD Brougham Twin-Comfort Lounge Seats. **Better convenience ideas:** SelectShift Cruise-O-Matic transmission • Left-hand remote-control outside mirror • Power door locks • Power windows • Electric clock (std. on LTD Brougham, LTD Country Squire models) • Convenience check group, warning lights and electric front seat back latch • Rear window defogger • Intermittent windshield wipers. **Better appearance ideas:** Vinyl-covered roof (all hardtops, Galaxie 500, LTD Brougham, LTD sedans, Country Sedan and Squire Wagons) • LTD Luxury Trim • All-vinyl trim (avail. only on Custom, Galaxie 500 sedans and hardtops) • Deluxe seat belts • Fiberglass belted white sidewall tires (F78, G78, H78-15 sizes) • Dualtone paint (XL only) • Full wheel covers (std. on XL, LTD Brougham and Country Squire) • Deluxe or simulated "mag" wheel covers • Bodyside molding with vinyl insert (std. on Galaxie 500, N.A. on Squires) • Rocker panel molding (std. on LTD, LTD Brougham) • Door edge guards • Dual color-keyed racing mirrors. **Better performance ideas:** Automatic ride control • Traction-Lok differential • 55- or 65-amp. alternator • Heavy-duty battery • Trailer Towing Packages: incl. HD suspension, HD battery and alternator, power front disc brakes, extra-cooling package, towing identification (Class II req. 351 V-8, Class III req. 390 or 429 V-8) • Power steering • Belted wide-oval white sidewall tires (H70-15), and more.

## Your safety...always first with Ford

Ever since there have been Fords on the Canadian Road, safety of the people who drive and ride in them has been a primary concern of the Ford Motor Company. Results of this concern are reflected in the Ford Motor Company Lifeguard Design Safety Features listed here. Take full advantage of these safety features provided, and obey traffic laws at all times.

**Every 1970 Ford Includes these Ford Motor Company Lifeguard Design Safety Features:** Dual hydraulic brake system with warning light • Glare reduced instrument panel padding, windshield wiper arms, steering wheel hub, horn ring, rearview mirror/mirror mounting and windshield pillars • Energy-absorbing steering column and steering wheel • Energy-absorbing armrests and safety-designed door handles • Front and rear lap belts for all seating positions • Shoulder belts for front outboard

occupants (except convertibles) • Turn indicators with lane-changing signal feature • Inside yield away rearview mirror • Energy-absorbing instrument panel with padding • Padded sun visors • Two-speed windshield wipers • Windshield washers • High strength laminate safety glass windshield • Double-yoke safety door latches and safety hinges • Emergency flasher • Backup lights • Side marker lights • Energy-absorbing front seat back tops with padding • Self-locking front seat backs on two-door models • Safety-designed coat hooks (except convertibles) • Safety-designed radio control knobs, push buttons • Outside rearview mirror, driver's side • Safety rim wheels and load-rated tires • Corrosion-resistant brake lines • Uniform transmission shift quadrant • Parking lamps coupled with headlamps • Non-reversing odometer • Safety design front end structure • Head restraints or high back seats for front outboard occupants • Safety glove box latch.

## Standard features at no extra cost

Enjoy fine-car quality and features at always reasonable Ford prices. Typical standard items are: **I** Locking Steering Column. Turning off the ignition automatically locks steering column and gear shift in place and makes Ford virtually unstealable; **J** Uni-Lock Safety Harness lets you fasten shoulder harness and seat belt with one buckle, instead of two. Retractors eliminate front-seat belt tangle; **K** Fiberglass belted bias-ply tires give you up to 40% longer wear, up to 31% greater traction, up to 50% greater road hazard resistance. Other better idea standard features follow.

### FORD CUSTOM 500 & CUSTOM

**NOTE:** Features that follow are common to all models in the '70 Ford lineup except LTD's and LTD Broughams: Power Team — 240-cu. in. Big Six • Fully Synchronized 3-speed Manual Transmission • Choice of 15 Super Diamond Lustre Enamel Colors • Cloth and Vinyl Trims (Custom), 4 Cloth and Vinyl Trims (Custom 500) • Color-Keyed Headlining and Sun Visors • Full-Width Seats with Foam-Padded Cushions • Color-Keyed Carpeting, Courtesy Lighting • Heater-Defroster • Full Park Windshield Wipers • Cigarette Lighter, Ash Trays • Reversible Keys, "Keyless" Locking • Suspended Accelerator Pedal • Crank-Adjusted Vent Windows • Locking Steering Column • Twice-a-Year Maintenance Features (see page 24) • Plus all the Ford Motor Company Lifeguard Design Safety Features listed on this page.

**FORD GALAXIE 500 4-Door Sedan, SportsRoof, 2- and 4-Door Hardtops:** In addition to

all of the above listed equipment, you get these variations: Interior Choices—5 Cloth-Vinyl Trims (sedan, hardtops) • Woodtone Appliques on Panel and Doors • Lighted Glove Box • Lighted Trunk • Bodyside Molding with Color-Keyed Vinyl Insert.

**FORD XL SportsRoof and Convertible:** All of the above with these variations: 351-cu. in. V-8 • Interior Choices—6 All-Vinyl Trims • Full Wheel Covers • Hideaway Headlamps • Convertible Features: 5-ply Vinyl, Power-Operated Top, Tempered Safety Glass Rear Window • Stretch-Taut, Color-Keyed Boot with Easy-Action Top Latches.

**LTD by FORD 2- and 4-Door Hardtops, 4-Door Sedan:** All of the above with these variations: 351-cu. in. V-8 • Interior Choices — 5 Cloth and Vinyl Trims • Power Front Disc Brakes • Rocker Panel Molding • Full-Width Seats • LTD Ornamentation.

**LTD BROUGHAM 2- and 4-Door Hardtops, 4-Door Sedan:** All of the above with these variations: Interior Choices—6 Cloth and Vinyl Trims • LTD Brougham Trim • Special Steering Wheel with Woodtone Insert • Full Wheel Covers • Power Front Disc Brakes • Special Roof "C" Pillar Ornamentation • Ash Tray Light • Front Door and Instrument Panel Courtesy Lights • Rear Door Courtesy Light Switches • Electric Clock • Front Seat Center Armrest • Bright Seat Side-Shields.

**FORD WAGONS (Country Squire, Country Sedan, Custom 500 Ranch Wagon and Ranch Wagon):** Specifications for Ford Wagons mentioned in this catalog, and features that come standard with Wagons, are covered in the new 1970 Ford Wagon Catalog. Ask your Ford Dealer for a copy.





# CUSTOM 500 & CUSTOM... Full-size Fords for the hard-to-please.

Big-car beauty, ride and comfort are yours in the low-priced Custom 500 2-door hardtop, Custom 500 and Custom 4-door sedans. These beauties prove that exceptional quality can be very inexpensive.

Customs are built to high Ford engineering standards and give you sparkling performance offered on cars costing considerably more. You enjoy comparable comfort and extra-

value features, standard.


Custom 500 models feature the bright bodyside molding and nameplate shown here. Molding is optional on the Custom. Inside, Custom 500 gives you cloth-and-vinyl trim on cushy, foam-padded seats . . . full carpeting . . . and more, all standard. Custom trim is cloth and vinyl and available in a choice of three colors. All vinyl interiors are optional.

Dependable power comes from a thrifty 240-cu. in. Big Six and the fully synchronized 3-speed manual transmission. Five V-8's are optional. You can add SelectShift Cruise-O-Matic (which you can shift manually or fully automatically), automatic speed control, all the usual power assists, and more.

These king-size values await your test drive. Arrange it soon.



FORD CUSTOM 500 2-DOOR HARDTOP



AN GRINDING MORTAR  
WOMEN OF THIS AREA USED  
MORTAR FOR POLYMERIZING  
AND ALONG, WEB BAY, ETC.  
PEACE WAS USED TO DO THE  
AND GRINDING  
CE IS NAMED PESTLE IN  
AND PEAR BAY IN INDIAN  
ONE MORTAR IS CALLED  
LA-WAUL IN INDIAN



# 1970 Ford facts make a strong case.

LTD BROUGHAM

**Color and Trim Selections:** 15 single tones, 24 (15 Dualtone for XL) two-tone combinations. Upholstery choices: Up to 32 in hardtops, 32 in sedans, 21 in wagons, 10 in the convertible.

**Engines** (see chart for availability): 240-cu. in. Big Six—150 hp., 4.00" x 3.18" stroke; 9.2 to 1 comp. ratio; 7 main bearings; reg. fuel; auto. choke; self-adj. valves; oil capacity, incl. filter, 4.2 qt.

302-cu. in. V-8—220 hp; 4.00" bore x 3.00" stroke; 9.5 to 1 comp. ratio; reg. fuel; 2-barrel carb.; auto. choke; self-adj. valves; oil capacity, incl. filter, 4.2 qt.

351-cu. in. V-8—250 hp; 4.00" bore x 3.50" stroke; 9.5 to 1 comp. ratio; reg. fuel; 2-barrel carb.; auto. choke; self-adj. valves; oil capacity, incl. filter, 4.2 qt.

390-cu. in. V-8—265 hp; 4.05" bore x 3.78" stroke; 9.5 to 1 comp. ratio; reg. fuel; 2-barrel carb.; auto. choke; self-adj. valves; oil capacity, incl. filter, 4.2 qt.

429-cu. in. V-8—320 hp; 4.36" bore x 3.59" stroke; 10.5 to 1 comp. ratio; prem. fuel; 2-barrel carb.; auto. choke; self-adj. valves; oil capacity, incl. filter, 4.2 qt.

429-cu. in. V-8—360 hp; 4.36" bore x 3.59" stroke; 10.5 to 1 comp. ratio; prem. fuel; 4-barrel carb.; auto. choke; self-adj. valves; single exhaust; oil capacity, incl. filter, 4.2 qt.

## Power Team Selections

ENGINES		TRANSMISSIONS		
Cu. In. Displacement	Horsepower	LTD Broughams, LTD's, XL's, Wagons	Other Models	
240 Big Six*	150		S*, C	
302 V-8	220	S, C	St, C	
351 V-8 †	250	St, C	S, C	
390 V-8	265	S, C	S, C	
429 V-8 2V	320	C	C	
429 V-8 4V	360	C	C	

\*Std. engine and trans. all models except XL's, LTD's and Wagons

†Std. trans. as indicated, all others optional

‡Std. engine and trans. LTD's and Country Squires, LTD Broughams, XL's

Transmission Key:

S—Synchro-Smooth Transmission (fully synchronized 3-speed manual)

C—SelectShift

**Engine Features:** 6000-mile (or 6-month) full-flow oil filter; dry-type air cleaner; year-round 190° thermostat; 12-volt electrical system; 42-amp. alternator, batteries; 240-cu. in. Six 45 amp.; 302- and 351-cu. in. V-8 55 amp.; 390-cu. in. V-8 45 amp. (55 amp. with auto. trans.); 429-cu. in. V-8's 80 amp.; all with SelectAire Conditioner, exc. 429 V-8's. 70-amp. Autolite Sta-Ful battery; weatherproof ignition with constant-resistance wiring and air-cooled breaker points; positive-engagement starter.

**Clutch and Manual Transmissions**—(see chart availability): Semi-centrifugal clutch. Face diameter 9.5" with Big Six, 10" with 302- and 351-cu. in. V-8, 11" with 390-cu. in. V-8, 3-Speed Manual Transmission—smooth, fully synchronized shifting in all forward speeds.

**SelectShift Cruise-O-Matic Transmission**—Shift automatically or manually through the gears. Three forward gears, one reverse. Effective engine braking in low gear (1) for hilly driving. Quadrant sequence: P-R-N-D-2-1.

**Frame:** Front end assembly, rear end assembly, and four reinforced torque box assemblies connected by center siderails. S-shape front frame rails for energy-absorbing ability. Node-point body mounting with variable rate mounts for superior vibration suppression.

**Front Suspension:** Wide 63" tread; ball-joint type drag-strut, rubber-mounted to allow slight rearward movement of wheels to reduce effect of road faults. Rubber-bushed stabilizer helps control roll on turns.

**Rear Suspension:** Wide 64" tread. Three-link to control dive and squat on braking, acceleration. Lateral track bar centers axle, resists body sway. Links, track bar rubber-bushed for smooth, quiet operation.

**Steering:** Overall steering ratio 30.7 to 1; with power steering ratio of 21.8 to 1.

**Brakes:** Dual hydraulic system with dual master cylinder, separate lines to front and rear. Self-energizing, self-adjusting (when applied while car is moving rearward), 11-inch composite drums, grooved for better cooling. Lining area 201.6 sq. in., 222.7 sq. in. on Wagons (240 Six, 302 V-8 only), 217.3 sq. in. swept on front power disc brakes.

**Tires:** Black tubeless with rayon/polyester cord. Basic sizes F78-15, G78-15, H78-15; load-range B, belted bias ply. Belted Wide-Tread Tires optional on all models (except Wagons). Tire sizes determined in part by engine choice and special equipment.

**Basic Dimensions & Capacities**—Length 213.9" (XL and LTD are 216"), 4-Dr. Wagon 216.9" (LTD Wagon is 219"). Width 79.8" 4-Dr.; 79.7" 2-Dr. Hdtps., SportsRoof and Conv.; Height 54.9" (Sedans), 53.6" 4-Dr. Hdtps., 53.5" 2-Dr. Hdtps. & SportsRoof, 53.8" Conv., 56.8" Wagons. Wheelbase—121". Tread is 63" front, 64" rear. Trunk Luggage Vol. (cu. ft.)—18, 15.9 (Conv.). Fuel 20.4 imp. gal.

**Approximate Weights**—Custom 4-Dr. Sedan 3700 lb., Custom 500 2-Dr. Hdtp. 3721 lb., Custom 500 4-Dr. Sedan 3740 lb., Galaxie 500 2-Dr. Hdtp. 3723 lb., Galaxie 500 SportsRoof 3722 lb., Galaxie 500 4-Dr. Hdtp. 3784 lb., Galaxie 500 4-Dr. Sedan 3713 lb., Ford XL SportsRoof 3931 lb., Ford XL Conv. 4164 lb., LTD 2-Dr. Hdtp. 3908 lb., LTD 4-Dr. Hdtp. 3952 lb., LTD 4-Dr. Sedan 3882 lb., LTD Brougham 2-Dr. Hdtp. 3953 lb., LTD Brougham 4-Dr. Hdtp. 3997 lb., LTD Brougham 4-Dr. Sedan 3927 lb.

**Station Wagons:** For full details and specifications on Station Wagon models referred to herein, ask for the Ford Wagons Catalog.

**Trailer Towing:** For trailer towing information, see your Ford Dealer.

**Twice-a-Year Maintenance:** 1970 Fords are designed to go 6,000 miles (or 6 months) between oil changes and minor chassis lubrications; 36,000 miles (or 3 years, whichever comes first) between major chassis lube. Other service-savers include: 2-year engine coolant-antifreeze, self-adjusting brakes, long-life Autolite Sta-Ful battery, and more. Full details are in the owners manual.

**NOTE:** Your 1970 Ford comes with factory engineered and approved parts such as the Autolite Sta-Ful battery, Autolite Power-Tip spark plugs, Autolite shock absorbers, an Autolite 6000-mile oil filter. For continued top performance be sure to specify genuine Autolite parts whenever replacement is necessary.

While the information shown herein was correct when approved for printing, Ford Motor Company of Canada, Limited reserves the right to discontinue, or change at any time, specifications or designs without incurring obligations. Some features shown or described are optional at extra cost.



2-Door Hardtop




4-Door Hardtop



4-Door Sedan

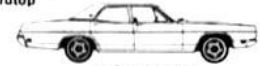
## FORD LTD



2-Door Hardtop



4-Door Hardtop



4-Door Sedan



Country Squire with Dual-Facing Rear Seats



Country Squire 6-Passenger

## FORD XL



SportsRoof



Convertible

## GALAXIE 500



2-Door Hardtop



SportsRoof



4-Door Hardtop



4-Door Sedan



Country Sedan with Dual-Facing Rear Seats



Country Sedan 6-Passenger

## CUSTOM 500



2-Door Hardtop



4-Door Sedan



Ranch Wagon with Dual-Facing Rear Seats



Ranch Wagon 6-Passenger



4-Door Sedan



Ranch Wagon

FORD



Litho in Canada