



# FLEET GUIDE

START



## FREQUENTLY ASKED QUESTIONS

involve



## FAQ

| QUESTION   | ANSWER   |
|--|--|
| Can I download the GM Envolve Fleet Guide or individual pages?                   | You can create a PDF of the GM Envolve Fleet Guide by clicking the download button in the lower-right corner of the screen. To save a specific page, first download the entire guide, then use Adobe Acrobat to extract the pages you need. Keep in mind that downloading the guide disables interactive features. |
| How often is the GM Envolve Fleet Guide updated?                                 | The GM Envolve Fleet Guide is updated monthly, so check back regularly for the latest information.   |
| What's the best way to view the GM Envolve Fleet Guide?                          | For the best experience with the GM Envolve Fleet Guide, use Google Chrome on a desktop or tablet and clear your browser's cache monthly to access the latest information.   |
| Can I view the GM Envolve Fleet Guide on a mobile device?                        | The GM Envolve Fleet Guide is accessible on mobile, but, for optimal viewing, we recommend using a desktop or tablet.  |
| Who can I contact if I have questions or issues with the GM Envolve Fleet Guide? | Submit your questions or issues about the GM Envolve Fleet Guide at <a href="https://gmenvolve.com/contact">gmenvolve.com/contact</a> .  |





envolve

# OUTSMART CHANGE WITH GM ENVOLVE

GM Envolve is working to solve business issues with leading-edge technologies to help create a new era of efficiency. We offer a suite of reliable products and advanced technologies that can help boost your fleet's productivity.

Powered by GM's electric, fuel cell and software platforms, along with consultative support and complete fleet services, GM Envolve helps you stay ahead of change. It combines powerful brands, such as HYDROTEC, OnStar®, Chevrolet, Cadillac, GMC and Buick, providing comprehensive support to propel your business into the future.



Chevrolet Equinox EV

Whether you're a small business, a worldwide corporation or even a local government entity/agency, we can help you find what your business needs.



# MAKING IT EASY TO EV

Whether you're thinking about adding electric vehicles or already have them in your fleet, GM Envolv can bring clarity to any challenges you may face. Get as much support as you need – at any point along the way.

[VIEW EV CHARGERS](#)



## GM Envolv is with you at every step.

2025 Equinox EV 3LT and Chevrolet Equinox ACTIV shown.

### Tailored Fleet Planning

Get help defining what an EV program looks like within your organization, establishing the right support to help you present to management and plan the transition properly – all backed by data.

### Streamlined Charging Solutions

Decide where and how your vehicles will charge with the help of a knowledgeable project manager, and take advantage of software that makes reimbursing your drivers for charging as simple as it is with gas.

### Flexible Financing & Maintenance

Bundle EV products, services and maintenance – including chargers and financed vehicle cost – into one deal, or purchase only what you need.

### Personalized Training & Support

Train your drivers ahead of delivery so they're ready to get behind the wheel of their new EV. Plus, offer them the confidence of 24-hour call center support for any immediate needs.





# EV CHARGERS

## Get Expert Installation

Choose your charging solution and leave the installation to us. We work with industry experts that can determine the best plan of action for getting your infrastructure in place and execute the installation process.

X

## LEVEL 1 / LEVEL 2

### Dual Level Charge Cord Set<sup>1</sup>

Portable cord with two interchangeable grid plugs for Level 1 and Level 2 charging.



- Expands Level 2 charging capabilities to anywhere there is a 240-volt outlet (up to 7.7 kW/32 amps<sup>2</sup>)
- Compatible with all electric vehicles with an SAE J1772 vehicle connector
- Eliminates the need to buy separate charging units for at home and on the go
- Outdoor-rated, 25-ft. cord is easy to connect and convenient to store

#### CHARGING LOCATION



HOME

SHOP NOW

## LEVEL 2

### GM PowerUp Charger

Efficient Level 2 hardwired charging.



- Up to 11.5-kW/48-amp output when hardwired<sup>2</sup>
- Must be installed by a professional
- Allows for indoor or outdoor mounting
- Includes a convenient, 25-ft. charging cord that is easy to connect and convenient to store

#### CHARGING LOCATION



HOME



WORK/DEPOT

SHOP NOW

## LEVEL 2

### GM Energy PowerShift Charger

Efficient Level 2 hardwired charging.



- Up to 19.2-kW/80-amp output<sup>2</sup>
- Must be installed by a professional
- Allows for indoor or outdoor mounting
- Includes a convenient, 25-ft. charging cord that is easy to connect and convenient to store

#### CHARGING LOCATION



HOME



WORK/DEPOT

SHOP NOW

## DC FAST CHARGING

### NACS DC Adapter

Expands access to certain DC fast charging stations that may require a NACS adapter.



- Gain access to more than 20,000 Tesla Superchargers across the U.S.
- Designed for compatibility with EVs that feature a CCS1 inlet and DC Fast Charge capability
- Easily plugs into any NACS DC Fast Charger (not compatible with Level 2 charging)
- Portable and easy to store in your vehicle's glove box or center console

#### CHARGING LOCATION



PUBLIC

SHOP NOW

<sup>1</sup> May require a new outlet, sold separately, and professional installation. Actual charge times will vary based on battery condition, output of charger, vehicle settings and battery temperature. See the Owner's Manuals for your vehicle and charger for additional details and limitations. <sup>2</sup> Level 2 charging requires professional installation. Add to a NEMA 14-50 Plug when plugged into a 240-volt wall outlet. Actual rates will vary based on battery condition, output of charger, vehicle settings, and outside temperature. See vehicle Owner's Manual for additional limitations.



envolve



# ALL-ELECTRIC INNOVATION TO DRIVE YOUR BUSINESS

## Chevrolet BrightDrop

Chevrolet BrightDrop vans revolutionize the cargo van segment with an all-electric design that blends sustainability, efficiency and advanced technology to help you streamline your operations and reduce your environmental impact.

Ideal for fleet managers and businesses, BrightDrop vans can handle various available payload options while emitting zero tailpipe emissions and improving efficiency with telematics powered by OnStar® as well as safety and driver assistance.

 Click the topics below to learn more.



Learn more about Chevrolet BrightDrop and take the first step toward transforming your operations.



envolve



# ALL-ELECTRIC INNOVATION TO DRIVE YOUR BUSINESS

## Chevrolet BrightDrop

Chevrolet BrightDrop vans revolutionize the cargo van segment with an all-electric design that blends sustainability, efficiency and advanced technology to help you streamline your operations and reduce your environmental impact.

Ideal for fleet managers and businesses, BrightDrop vans can handle various available payload options while emitting zero tailpipe emissions and improving efficiency with telematics powered by OnStar® as well as safety and driver assistance.

 Click the topics below to learn more.

### Fast Charging, Exceptional Range

With a GM-estimated range of up to 286 miles<sup>1</sup> on a full charge and fast charging capabilities of up to 160 miles<sup>2</sup> of range per hour with DC fast charging, BrightDrop helps keep your fleet moving.

<sup>1</sup> Requires 600 AWD with optional Max Range battery pack. On a full charge based on development testing and/or analytical projection consistent with SAE J1634 revision 2017 – MCT. Range subject to change prior to production. Actual range may vary based on several factors, including ambient temperature, terrain, battery age and condition, loading, and how you use and maintain your vehicle. EPA estimates not yet available. <sup>2</sup> Requires public DC Fast Charger. Actual charge times will vary based on battery starting state of charge, battery condition, output of charger, vehicle settings and outside temperature. See the vehicle Owner's Manual for additional limitations.



Learn more about Chevrolet BrightDrop and take the first step toward transforming your operations.



envolve



# ALL-ELECTRIC INNOVATION TO DRIVE YOUR BUSINESS

## Chevrolet BrightDrop

Chevrolet BrightDrop vans revolutionize the cargo van segment with an all-electric design that blends sustainability, efficiency and advanced technology to help you streamline your operations and reduce your environmental impact.

Ideal for fleet managers and businesses, BrightDrop vans can handle various available payload options while emitting zero tailpipe emissions and improving efficiency with telematics powered by OnStar® as well as safety and driver assistance.

 Click the topics below to learn more.

### Zero Tailpipe Emissions

The BrightDrop's all-electric powertrain helps your business contribute to a greener future with zero tailpipe emissions.



Learn more about Chevrolet BrightDrop and take the first step toward transforming your operations.



envolve



# ALL-ELECTRIC INNOVATION TO DRIVE YOUR BUSINESS

## Chevrolet BrightDrop

Chevrolet BrightDrop vans revolutionize the cargo van segment with an all-electric design that blends sustainability, efficiency and advanced technology to help you streamline your operations and reduce your environmental impact.

Ideal for fleet managers and businesses, BrightDrop vans can handle various available payload options while emitting zero tailpipe emissions and improving efficiency with telematics powered by OnStar® as well as safety and driver assistance.

 Click the topics below to learn more.

### Spacious and Adaptable Cargo Space

Maximize your load with up to 614.7 cubic feet<sup>1</sup> of cargo volume and a maximum payload of 3,350 lbs.<sup>2</sup> with BrightDrop 600.

1 Cargo and load capacity limited by weight and distribution. 2 Requires FWD model. These maximum payload ratings are intended for comparison purposes only. Before you buy a vehicle or use it to haul people or cargo, carefully review the Vehicle Loading section of the Owner's Manual and check the carrying capacity of your specific vehicle on the label on the inside of the driver's door jamb.



Learn more about Chevrolet BrightDrop and take the first step toward transforming your operations.



envolve



# ALL-ELECTRIC INNOVATION TO DRIVE YOUR BUSINESS

## Chevrolet BrightDrop


Chevrolet BrightDrop vans revolutionize the cargo van segment with an all-electric design that blends sustainability, efficiency and advanced technology to help you streamline your operations and reduce your environmental impact.

Ideal for fleet managers and businesses, BrightDrop vans can handle various available payload options while emitting zero tailpipe emissions and improving efficiency with telematics powered by OnStar® as well as safety and driver assistance.

 Click the topics below to learn more.

### Driver-Centric Design

Ergonomic features like a low step-in height, spacious cabin and elevated seat position help make every delivery easier. Plus, the available Power Door Package automatically opens and closes key access points in Delivery Mode to help shave seconds off every stop.



Learn more about Chevrolet BrightDrop and take the first step toward transforming your operations.



envolve



# ALL-ELECTRIC INNOVATION TO DRIVE YOUR BUSINESS

## Chevrolet BrightDrop

Chevrolet BrightDrop vans revolutionize the cargo van segment with an all-electric design that blends sustainability, efficiency and advanced technology to help you streamline your operations and reduce your environmental impact.

Ideal for fleet managers and businesses, BrightDrop vans can handle various available payload options while emitting zero tailpipe emissions and improving efficiency with telematics powered by OnStar® as well as safety and driver assistance.

 Click the topics below to learn more.

### Safety and Driver Assistance

Protect your drivers and cargo with a suite of standard safety and driver assistance features including Adaptive Cruise Control<sup>1</sup>, Automatic Emergency Braking<sup>1</sup>, Lane Keep Assist with Lane Departure Warning<sup>1</sup>, HD Surround Vision<sup>1</sup> and Rear Cross Traffic Braking<sup>1</sup> to help instill driver confidence.

<sup>1</sup> Safety or driver assistance features are no substitute for the driver's responsibility to operate the vehicle in a safe manner. Read the vehicle Owner's Manual for important safety and driver assistance feature limitations and information.



Learn more about Chevrolet BrightDrop and take the first step toward transforming your operations.



envolve



# ALL-ELECTRIC INNOVATION TO DRIVE YOUR BUSINESS

## Chevrolet BrightDrop

Chevrolet BrightDrop vans revolutionize the cargo van segment with an all-electric design that blends sustainability, efficiency and advanced technology to help you streamline your operations and reduce your environmental impact.

Ideal for fleet managers and businesses, BrightDrop vans can handle various available payload options while emitting zero tailpipe emissions and improving efficiency with telematics powered by OnStar® as well as safety and driver assistance.

 Click the topics below to learn more.

### Offboard Power Capability

Available 7.2 kW of offboard power means it can power equipment wherever your drivers may need it.



Learn more about Chevrolet BrightDrop and take the first step toward transforming your operations.



envolve



# ONSTAR NOW COMES STANDARD

OnStar® Fleet Basics<sup>1</sup> simplifies fleet management with built-in telematics, diagnostics and security features. It's standard with most 2025 or newer vehicles from GM Envolv, and there's no installation needed. Activate your account to access your included features to help make your fleet smarter and safer.

## EXPLORE KEY FEATURES



## OnStar One Fleet

OnStar One Fleet<sup>2</sup> includes telematics, security and Wi-Fi<sup>3</sup> connectivity features that can enhance your OnStar Fleet Basics<sup>1</sup> services – with no added installation cost or downtime. It's available as a regular production option (RPO) when ordering new vehicles.

## Add On Efficiency

Level up your OnStar One Fleet<sup>2</sup> and enhance your fleet operations with these extra services.

[Click the add-ons below to learn more.](#)

<sup>1</sup> Services subject to user terms and limitations. Certain services require working electrical system, cell reception, and GPS signal. OnStar links to emergency services. See <https://www.gmenvolve.com/software/onstar> for details. <sup>2</sup> Services subject to user terms and limitations. Certain services require working electrical system, cell reception, and GPS signal. OnStar links to emergency services. See <https://www.gmenvolve.com/software/onstar> for details. Availability subject to change. <sup>3</sup> Service varies with conditions and location. Requires active service plan. See [onstar.com](https://onstar.com) for details and limitations. Vehicle must be on or in the accessory position for Wi-Fi to function.



# ONSTAR NOW COMES STANDARD

OnStar® Fleet Basics<sup>1</sup> simplifies fleet management with built-in telematics, diagnostics and security features. It's standard with most 2025 or newer vehicles from GM Envolv, and there's no installation needed. Activate your account to access your included features to help make your fleet smarter and safer.

## EXPLORE KEY FEATURES

### Automatic Crash Response<sup>1</sup>

In the event of a crash, our built-in sensors automatically alert an OnStar Emergency-Certified Advisor<sup>2</sup> who can send for help — even if the driver can't.

<sup>1</sup> OnStar® plan, working electrical system, cell reception and GPS signal required. OnStar links to emergency services. Not all vehicles may transmit all crash data. See <https://www.gmenvolve.com/software/onstar> for details and limitations. <sup>2</sup> "Triple Ace" certified (Emergency, Medical, Fire and Police Dispatching) by the International Academies of Emergency Dispatch.



## OnStar One Fleet

OnStar One Fleet<sup>2</sup> includes telematics, security and Wi-Fi<sup>®3</sup> connectivity features that can enhance your OnStar Fleet Basics<sup>1</sup> services — with no added installation cost or downtime. It's available as a regular production option (RPO) when ordering new vehicles.

## Add On Efficiency

Level up your OnStar One Fleet<sup>2</sup> and enhance your fleet operations with these extra services.

**Click the add-ons below to learn more.**

### OnStar DualCam<sup>1</sup>

Equipping your fleet with this in-vehicle dashcam can help you mitigate financial liability, coach your drivers and connect seamlessly with OnStar Vehicle Insights<sup>®2</sup>.

<sup>1</sup> Requires aftermarket camera hardware purchase and eligible active service plan. Availability and accessibility of data may depend on factors such as camera angle, view obstruction, power supply, device failure, cellular connectivity, transmission limitations. Does not include emergency or security services. May provide in-cab audible safety alerts, if enabled. Not all issues will deliver alerts. <sup>2</sup> Terms apply. Available on select properly equipped 2015 model year and newer GM vehicles (excludes Volt, Low Cab Forward trucks and GM vehicles built without OnStar hardware, which includes, but is not limited to, select base Chevrolet and GMC trucks). Requires an active connected vehicle services plan. Fees, services and availability subject to change without notice. Applicable taxes not included. Does not include emergency or security services. Diagnostic capabilities vary by vehicle model. Not all issues will deliver alerts. See <https://www.gmenvolve.com/software/onstar> for details and limitations.

<sup>1</sup> Services subject to user terms and limitations. Certain services require working electrical system, cell reception, and GPS signal. OnStar links to emergency services. See <https://www.gmenvolve.com/software/onstar> for details. <sup>2</sup> Services subject to user terms and limitations. Certain services require working electrical system, cell reception, and GPS signal. OnStar links to emergency services. See <https://www.gmenvolve.com/software/onstar> for details. Availability subject to change. <sup>3</sup> Service varies with conditions and location. Requires active service plan. See [onstar.com](https://onstar.com) for details and limitations. Vehicle must be on or in the accessory position for Wi-Fi to function.





# ONSTAR NOW COMES STANDARD

OnStar® Fleet Basics<sup>1</sup> simplifies fleet management with built-in telematics, diagnostics and security features. It's standard with most 2025 or newer vehicles from GM Envolve, and there's no installation needed. Activate your account to access your included features to help make your fleet smarter and safer.

## EXPLORE KEY FEATURES

### In-Vehicle Voice Commands & Navigation<sup>1</sup>

Google built-in<sup>2</sup> provides access to important driver apps, including Google Assistant, Google Maps and Google Play. You can also pair non-Google technology with your in-vehicle Bluetooth® system, allowing similar hands-free access with other voice control digital assistants.

1 Requires paid plan and properly equipped vehicle. Mobile app functionality is available on select devices and requires data connection. Map coverage available in the U.S., Puerto Rico and Canada. See [onstar.com](https://onstar.com) for details and information. 2 Google built-in services are subject to limitations and availability may vary by vehicle, infotainment system and location. Select service plan required. Certain Google actions and functionality may require account linking. User terms and privacy statements apply. Google, Android Auto, Google Play, and Google Maps are trademarks of Google LLC.



## OnStar One Fleet

OnStar One Fleet<sup>2</sup> includes telematics, security and Wi-Fi<sup>®3</sup> connectivity features that can enhance your OnStar Fleet Basics<sup>1</sup> services – with no added installation cost or downtime. It's available as a regular production option (RPO) when ordering new vehicles.

### Add On Efficiency

Level up your OnStar One Fleet<sup>2</sup> and enhance your fleet operations with these extra services.

[Click the add-ons below to learn more.](#)

### OnStar Fleet Adapter<sup>1</sup>

Subscribe to OnStar One Fleet<sup>2</sup> and add on the OnStar Fleet Adapter<sup>1</sup> to connect non-GM and older GM model vehicles into the OnStar ecosystem, increasing efficiency and simplifying fleet diagnostics.

1 U.S. and Canada only. Available for use only in properly equipped model year 1997 or newer vehicles. Use of the Fleet Adapters requires an active OnStar Vehicle Insights subscription. Working OBD-II port, electrical system, cell reception and GPS signal required. Customer installation required. Terms apply. See product instructions and additional technical requirements provided with your Fleet Adapter, or visit [gmenvolve.com](https://gmenvolve.com) for additional details, limitations and installation instructions. 2 Services subject to user terms and limitations. Certain services require working electrical system, cell reception, and GPS signal. OnStar links to emergency services. See <https://www.gmenvolve.com/software/onstar> for details. Availability subject to change.

1 Services subject to user terms and limitations. Certain services require working electrical system, cell reception, and GPS signal. OnStar links to emergency services. See <https://www.gmenvolve.com/software/onstar> for details. 2 Services subject to user terms and limitations. Certain services require working electrical system, cell reception, and GPS signal. OnStar links to emergency services. See <https://www.gmenvolve.com/software/onstar> for details. Availability subject to change. 3 Service varies with conditions and location. Requires active service plan. See [onstar.com](https://onstar.com) for details and limitations. Vehicle must be on or in the accessory position for Wi-Fi to function.





# ONSTAR NOW COMES STANDARD

OnStar® Fleet Basics<sup>1</sup> simplifies fleet management with built-in telematics, diagnostics and security features. It's standard with most 2025 or newer vehicles from GM Envolv, and there's no installation needed. Activate your account to access your included features to help make your fleet smarter and safer.

## EXPLORE KEY FEATURES

### EV Charge Reimbursement

Access charging reimbursement reports through the OnStar Vehicle Insights® app<sup>1</sup>. This makes it easy to reimburse your drivers for all home and public charging expenses.

<sup>1</sup> Available on select Apple and Android devices. Service availability, features and functionality vary by vehicle, device and the services selected. Terms apply. Device data connection required. See <https://www.gmenvolve.com/software/onstar> for details and limitations.



## OnStar One Fleet

OnStar One Fleet<sup>2</sup> includes telematics, security and Wi-Fi<sup>®3</sup> connectivity features that can enhance your OnStar Fleet Basics<sup>1</sup> services – with no added installation cost or downtime. It's available as a regular production option (RPO) when ordering new vehicles.

## Add On Efficiency

Level up your OnStar One Fleet<sup>2</sup> and enhance your fleet operations with these extra services.

[Click the add-ons below to learn more.](#)

### Super Cruise<sup>®1</sup>

Super Cruise<sup>®1</sup> is the first true hands-free driver assistance technology for compatible roads. And it's now available on more vehicles from GM Envolv than ever.

<sup>1</sup> OnStar services vary by vehicle model and require an active service plan, working electrical system, cell reception and GPS signal. Does not include security services; Super Cruise vehicles are connected to emergency services. See [onstar.com](https://www.onstar.com) for details and limitations. Always pay attention while driving and when using Super Cruise. Do not use a hand-held device. Visit <https://www.chevrolet.com/super-cruise> for compatible roads and full details.

<sup>1</sup> Services subject to user terms and limitations. Certain services require working electrical system, cell reception, and GPS signal. OnStar links to emergency services. See <https://www.gmenvolve.com/software/onstar> for details. <sup>2</sup> Services subject to user terms and limitations. Certain services require working electrical system, cell reception, and GPS signal. OnStar links to emergency services. See <https://www.gmenvolve.com/software/onstar> for details. Availability subject to change. <sup>3</sup> Service varies with conditions and location. Requires active service plan. See [onstar.com](https://www.onstar.com) for details and limitations. Vehicle must be on or in the accessory position for Wi-Fi to function.





# ONSTAR NOW COMES STANDARD

OnStar® Fleet Basics<sup>1</sup> simplifies fleet management with built-in telematics, diagnostics and security features. It's standard with most 2025 or newer vehicles from GM Envolv, and there's no installation needed. Activate your account to access your included features to help make your fleet smarter and safer.

## EXPLORE KEY FEATURES

### Remote Commands<sup>1</sup>

Manage your vehicles from the OnStar Vehicle Insights® app<sup>2</sup>. Remotely start and stop the engine, control the locks, and activate the horn and lights. Lock all your vehicles for peace of mind at night or unlock a vehicle and start it when a driver is on location and has lost their keys.

1 Requires paid plan. Lock/unlock feature requires automatic locks. Remote start requires GM factory-installed and enabled remote start system. See <https://www.gmenvolve.com/software/onstar> for details and limitations. 2 Available on select Apple and Android devices. Service availability, features and functionality vary by vehicle, device and the services selected. Terms apply. Device data connection required. See <https://www.gmenvolve.com/software/onstar> for details and limitations.



## OnStar One Fleet

OnStar One Fleet<sup>2</sup> includes telematics, security and Wi-Fi<sup>3</sup> connectivity features that can enhance your OnStar Fleet Basics<sup>1</sup> services – with no added installation cost or downtime. It's available as a regular production option (RPO) when ordering new vehicles.

## Add On Efficiency

Level up your OnStar One Fleet<sup>2</sup> and enhance your fleet operations with these extra services.

**Click the add-ons below to learn more.**

### Super Cruise<sup>®1</sup>

Super Cruise<sup>®1</sup> is the first true hands-free driver assistance technology for compatible roads. And it's now available on more vehicles from GM Envolv than ever.

1 OnStar services vary by vehicle model and require an active service plan, working electrical system, cell reception and GPS signal. Does not include security services; Super Cruise vehicles are connected to emergency services. See [onstar.com](https://www.onstar.com) for details and limitations. Always pay attention while driving and when using Super Cruise. Do not use a hand-held device. Visit <https://www.chevrolet.com/super-cruise> for compatible roads and full details.

1 Services subject to user terms and limitations. Certain services require working electrical system, cell reception, and GPS signal. OnStar links to emergency services. See <https://www.gmenvolve.com/software/onstar> for details. 2 Services subject to user terms and limitations. Certain services require working electrical system, cell reception, and GPS signal. OnStar links to emergency services. See <https://www.gmenvolve.com/software/onstar> for details. Availability subject to change. 3 Service varies with conditions and location. Requires active service plan. See [onstar.com](https://www.onstar.com) for details and limitations. Vehicle must be on or in the accessory position for Wi-Fi to function.



# ONSTAR NOW COMES STANDARD

OnStar® Fleet Basics<sup>1</sup> simplifies fleet management with built-in telematics, diagnostics and security features. It's standard with most 2025 or newer vehicles from GM Envolv, and there's no installation needed. Activate your account to access your included features to help make your fleet smarter and safer.

## EXPLORE KEY FEATURES

### Select Vehicle Health Data

Keep track of your fleet vehicles' diagnostic data with alerts for tire pressure, oil life, fuel level and more. Also monitor the status of their airbags, emissions systems and even EV battery levels.



## OnStar One Fleet

OnStar One Fleet<sup>2</sup> includes telematics, security and Wi-Fi<sup>3</sup> connectivity features that can enhance your OnStar Fleet Basics<sup>1</sup> services – with no added installation cost or downtime. It's available as a regular production option (RPO) when ordering new vehicles.

## Add On Efficiency

Level up your OnStar One Fleet<sup>2</sup> and enhance your fleet operations with these extra services.

[Click the add-ons below to learn more.](#)

### Super Cruise<sup>®1</sup>

Super Cruise<sup>®1</sup> is the first true hands-free driver assistance technology for compatible roads. And it's now available on more vehicles from GM Envolv than ever.

<sup>1</sup> OnStar services vary by vehicle model and require an active service plan, working electrical system, cell reception and GPS signal. Does not include security services; Super Cruise vehicles are connected to emergency services. See [onstar.com](https://www.onstar.com) for details and limitations. Always pay attention while driving and when using Super Cruise. Do not use a hand-held device. Visit <https://www.chevrolet.com/super-cruise> for compatible roads and full details.

<sup>1</sup> Services subject to user terms and limitations. Certain services require working electrical system, cell reception, and GPS signal. OnStar links to emergency services. See <https://www.gmenvolve.com/software/onstar> for details. <sup>2</sup> Services subject to user terms and limitations. Certain services require working electrical system, cell reception, and GPS signal. OnStar links to emergency services. See <https://www.gmenvolve.com/software/onstar> for details. Availability subject to change. <sup>3</sup> Service varies with conditions and location. Requires active service plan. See [onstar.com](https://www.onstar.com) for details and limitations. Vehicle must be on or in the accessory position for Wi-Fi to function.





# TOUGH JOB TO DO?

Accessories can work hard for your fleet with tailored solutions for the workday. Explore a wide range of Truck Bed Covers, Floor Protection, Assist Steps and Cargo Management Accessories that can help get the job done.



2024 Chevrolet Silverado EV WT shown. Non-accessory items shown not included.




## Designed, Engineered, Tested and Backed

To help ensure you're getting the quality you deserve, our accessories have been put through a lineup of demanding tests. And if accessories are installed before vehicle delivery, they are covered under the applicable portion of the New Vehicle Limited Warranty<sup>1</sup>. An additional offering of Associated Accessories is also available from renowned manufacturers like LUND®, Thule®, UWS®, CURT™ and others – each with their own individual warranty coverage.

- Equip your vehicles specifically for your vocation
- Enhance capability and performance
- Add protection inside and out
- Make the workday easier by organizing tools and equipment

**Talk to your GM Envolv Account Executive about adding Accessories to your fleet.**



<sup>1</sup> Associated Accessories are not tested by GM, or necessarily undergo the same third-party testing procedures as GM Accessories. GM reserves the right to make changes at any time, without notice, in prices, colors, materials, equipment, features, specifications, models, accessories and availability. Most GM Parts and Accessories sold and installed on a GM vehicle by a GM Dealer or a GM-approved Accessory Distributor/ Installer (ADI) before delivery to the customer are covered under the applicable limited warranty. If GM Accessories are installed after vehicle delivery, or are replaced under the New Vehicle Limited Warranty, they will be covered, parts and labor, for the longer of the following: a) 12 months/12,000 miles (whichever comes first), or b) the balance of the applicable portion of the New Vehicle Limited Warranty. GM Parts sold over the counter, or those not requiring installation, will continue to receive the standard GM Dealer Parts Warranty of 12 months from the date of purchase, parts only, regardless of miles. GM warranties do not apply to Associated Accessories. See your dealer for details. Vehicles shown with accessories from an independent supplier which are not warranted by GM or its dealers. GM is not responsible for the safety or quality of independent accessories. Any warranty is provided by the accessory manufacturer. This brochure shows many vehicles that have been altered or upfitted with equipment, bodies or components supplied to the Division or its dealers by independent suppliers. Division is not responsible for the safety or quality of design features, materials or workmanship of any alterations by any such supplier. Copyright 2025, General Motors. All rights reserved. All text and images in this catalog are subject to the copyright and other intellectual property rights of GM. These materials may not be reproduced, distributed, or modified without the express written permission of GM. The marks appearing in this catalog, including, but not limited to: (i) GM and the GM logo, (ii) Chevrolet and its respective logos, emblems, vehicle and part names, and (iii) other marks of third-party suppliers, are trademarks and/or service marks of GM, its subsidiaries, affiliates, or third-party supplier licensors.



# PARTS & SERVICE PROGRAMS TO MAXIMIZE UPTIME

Being a GM Envolv customer gives you access to a variety of parts and service programs that can help keep your fleet more efficient and productive, no matter how you service your vehicles. From support tools to information about limited warranties and vehicle maintenance contracts, there's help available every step of the way.

 Click the topics below to learn more.

Get Efficient With Consolidated Billing



Gain Access to Our Specialized Dealer Network



Find Quality Parts You Can Count On



Save With the ACDelco National Fleet Parts Program



Join my GM Partner Perks for Extra Benefits





# PARTS & SERVICE PROGRAMS TO MAXIMIZE UPTIME

Being a GM Envolv customer gives you access to a variety of parts and service programs that can help keep your fleet more efficient and productive, no matter how you service your vehicles. From support tools to information about limited warranties and vehicle maintenance contracts, there's help available every step of the way.



Click the topics below to learn more.



envolve





2024 Chevrolet Silverado EV Work Truck shown.

# ELECTRIC



envolve



CLICK VEHICLE NAME BELOW TO SEE DIMENSIONS + CAPACITIES



2025 Chevrolet Equinox EV LT shown.

2026 CHEVROLET EQUINOX EV

View Full Details

|   |                   |
|---|-------------------|
| Overall length  | 190.5 in.         |
| Overall width (w/ mirrors folded)                                 | 76.9 in.          |
| Overall height  | 64.8 in.          |
| Max. seating capacity   | 5                 |
| Head room (front/rear)  | 39.1 in./38.4 in. |
| Shoulder room (front/rear)  | 58.6 in./55.4 in. |
| Leg room (front/rear)   | 41.6 in./38.0 in. |
| Max. cargo volume <sup>1</sup>                                    | 57.2 cu. ft.      |
| Max. trailering capacity <sup>2</sup><br>(when properly equipped) | 1,500 lbs.        |

1 With rear seats folded. Cargo and load capacity limited by weight and distribution. 2 Maximum trailering ratings are intended for comparison purposes only. Before you buy a vehicle or use it for trailering, carefully review the Trailering section of the Owner's Manual. The trailering capacity of your specific vehicle may vary. The weight of passengers, cargo and options or accessories may reduce the amount you can trailer.



CLICK VEHICLE NAME BELOW TO SEE DIMENSIONS + CAPACITIES



2025 Chevrolet Blazer EV LT Dual Motor AWD shown.

2026 CHEVROLET BLAZER EV

View Full Details

|   |                                   |
|---|-----------------------------------|
| Overall length  | 192.2 in.                         |
| Overall width (w/o mirrors)                                       | 78.0 in.                          |
| Overall height  | 65.0 in. (LT/RS)<br>64.7 in. (SS) |
| Max. seating capacity   | 5                                 |
| Head room (front/rear)  | 40.8 in./38.1 in.                 |
| Shoulder room (front/rear)  | 58.7 in./58.3 in.                 |
| Leg room (front/rear)   | 44.2 in./38.9 in.                 |
| Max. cargo volume <sup>1</sup>                                    | 59.1 cu. ft.                      |
| Max. trailering capacity <sup>2</sup><br>(when properly equipped) | 1,500 lbs.                        |

1 With rear seat folded. Cargo and load capacity limited by weight and distribution. 2 Maximum trailering ratings are intended for comparison purposes only. Before you buy a vehicle or use it for trailering, carefully review the Trailering section of the Owner's Manual. The trailering capacity of your specific vehicle may vary. The weight of passengers, cargo and options or accessories may reduce the amount you can trailer.



envolve



CLICK VEHICLE NAME BELOW TO SEE DIMENSIONS + CAPACITIES



2026 Cadillac LYRIQ Signature Sport RWD shown.

2026 CADILLAC LYRIQ/LYRIQ-V

View Full Details

|   |                             |
|---|-----------------------------|
| Overall length  | 196.7 in./197 in. (LYRIQ-V) |
| Overall width (w/ mirrors)  | 86.9 in.                    |
| Overall height  | 64.3 in./64.0 in. (LYRIQ-V) |
| Max. seating capacity   | 5                           |
| Head room (front/rear)  | 38.6 in./37.7 in.           |
| Shoulder room (front/rear)  | 58.9 in./58.6 in.           |
| Leg room (front/rear)   | 44.3 in./39.6 in.           |
| Max. cargo volume <sup>1</sup>                                    | 60.8 cu. ft.                |
| Max. trailering capacity <sup>2</sup><br>(when properly equipped) | 3,500 lbs. (AWD only)       |

1 With rear seats folded. Cargo and load capacity limited by weight and distribution. 2 Maximum trailering ratings are intended for comparison purposes only. Before you buy a vehicle or use it for trailering, carefully review the Trailering section of the Owner's Manual. The trailering capacity of your specific vehicle may vary. The weight of passengers, cargo and options or accessories may reduce the amount you can trailer.



CLICK VEHICLE NAME BELOW TO SEE DIMENSIONS + CAPACITIES



2025 Cadillac OPTIQ Luxury Dual Motor AWD shown.

2026 CADILLAC OPTIQ/OPTIQ-V

View Full Details

|                                |                   |
|--------------------------------|-------------------|
| Overall length                 | 189.8 in.         |
| Overall width (w/o mirrors)    | 75.3 in.          |
| Overall height                 | 64.7 in.          |
| Max. seating capacity          | 5                 |
| Head room (front/rear)         | 39.6 in./38.7 in. |
| Shoulder room (front/rear)     | 57 in./56 in.     |
| Leg room (front/rear)          | 41.6 in./37.8 in. |
| Max. cargo volume <sup>1</sup> | 57 cu. ft.        |

<sup>1</sup> With rear seats folded. Cargo and load capacity limited by weight and distribution.





CLICK VEHICLE NAME BELOW TO SEE DIMENSIONS + CAPACITIES 




2026 Cadillac VISTIQ Luxury shown.

2026 CADILLAC VISTIQ

|                                |                            |
|--------------------------------|----------------------------|
| Overall length                 | 205.5 in.                  |
| Overall width (w/o mirrors)    | 79.7 in.                   |
| Overall height                 | 71 in.                     |
| Max. seating capacity          | 7                          |
| Head room (1st/2nd/3rd)        | 40.9 in./38.9 in./39.5 in. |
| Shoulder room (1st/2nd/3rd)    | 61 in./59.6 in./54.3 in.   |
| Leg room (1st/2nd/3rd)         | 43.1 in./40.1 in./30.6 in. |
| Max. cargo volume <sup>1</sup> | 80.2 cu. ft.               |

<sup>1</sup> With second and third rows folded. Cargo and load capacity limited by weight and distribution.





CLICK VEHICLE NAME BELOW TO SEE DIMENSIONS + CAPACITIES



2026 Cadillac ESCALADE IQL Luxury shown.

2026 CADILLAC ESCALADE IQ/IQL

View Full Details

|   |  |
|---|--|
| Overall length  | 224.3 in./228.5 in. (IQL)                                      |
| Overall width (w/o mirrors)                                       | 82.4 in.   |
| Overall height  | 76.1 in./78.4 in. (IQL)  |
| Max. seating capacity   | 7  |
| Head room (1st/2nd/3rd)   | 43.5 in./39.9 in./37.2 in.<br>43.5 in./40.6 in./38.1 in. (IQL) |
| Shoulder room (1st/2nd/3rd)                                       | 65.4 in./63.6 in./56.5 in.<br>65.4 in./63.6 in./57.3 in. (IQL) |
| Leg room (1st/2nd/3rd)  | 45.2 in./41.3 in./32.3 in.<br>45.2 in./41.3 in./36.7 in. (IQL) |
| Max. cargo volume <sup>1</sup>                                    | 119.1 cu. ft./125.2 cu. ft. (IQL)                              |
| Max. trailering capacity <sup>2</sup><br>(when properly equipped) | 8,000 lbs./7,500 lbs. (IQL)                                    |

<sup>1</sup> With second and third rows folded. Cargo and load capacity limited by weight and distribution. <sup>2</sup> Maximum trailering ratings are intended for comparison purposes only. Before you buy a vehicle or use it for trailering, carefully review the Trailering section of the Owner's Manual. The trailering capacity of your specific vehicle may vary. The weight of passengers, cargo and options or accessories may reduce the amount you can trailer.



envolve



CLICK VEHICLE NAME BELOW TO SEE DIMENSIONS + CAPACITIES



2025 GMC HUMMER EV SUV 2<sup>x</sup> shown.

2026 GMC HUMMER EV SUV

View Full Details

|                                       |                                      |
|---------------------------------------|--------------------------------------|
| Overall length                        | 206.7 in.                            |
| Overall width (w/o mirrors)           | 86.5 in.                             |
| Overall height                        | 81 in.<br>(Normal mode w/ roof rack) |
| Max. seating capacity                 | 5                                    |
| Head room (front/rear)                | 42.4 in./38.6 in.                    |
| Shoulder room (front/rear)            | 63.8 in./63.9 in.                    |
| Leg room (front/rear)                 | 45.5 in./38.9 in.                    |
| Max. cargo volume <sup>1</sup>        | 81.3 cu. ft.                         |
| Max. payload <sup>2</sup>             | 1,630 lbs.                           |
| Max. trailering capacity <sup>3</sup> | 10,300 lbs.                          |
| Max. GVWR <sup>4</sup>                | 10,500 lbs.                          |
| Max. GCWR <sup>5</sup>                | 19,200 lbs.                          |

1 With rear seats folded. Cargo and load capacity limited by weight and distribution. 2 These maximum payload ratings are intended for comparison purposes only. Before you buy a vehicle or use it to haul people or cargo, carefully review the Vehicle Loading section of the Owner's Manual and check the carrying capacity of your specific vehicle on the label on the inside of the driver's door jamb. 3 Based on preliminary GM testing. May require optional trailering equipment to achieve maximum capacity. Maximum trailering ratings are intended for comparison purposes only. Before you buy a vehicle or use it for trailering, carefully review the trailering section of the Owner's Manual. The trailering capacity of your specific vehicle may vary. The weight of passengers, cargo and options or accessories may reduce the amount you can trailer. 4 Maximum Gross Vehicle Weight Rating (GVWR). When properly equipped; includes weight of vehicle, passengers, cargo and equipment. 5 Maximum Gross Combined Weight Rating (GCWR). When properly equipped; includes weight of the vehicle and trailer combination, including the weight of driver, passengers, fuel, optional equipment and cargo in the vehicle and trailer.



CLICK VEHICLE NAME BELOW TO SEE DIMENSIONS + CAPACITIES



2025 Chevrolet Silverado EV Work Truck shown.

2026 CHEVROLET SILVERADO EV

View Full Details

|   |                   |
|---|-------------------|
| Cabs/configurations   | Crew              |
| Box length  | 5' 11"            |
| Wheelbase   | 145.7 in.         |
| Overall length  | 233.1 in.         |
| Overall width (w/o mirrors)                                       | 83.8 in.          |
| Overall height  | 78.7 in.          |
| Max. seating capacity   | 5                 |
| Head room (front/rear)  | 43.9 in./38.7 in. |
| Shoulder room (front/rear)  | 64.9 in./63.8 in. |
| Leg room (front/rear)   | 44.8 in./44.3 in. |
| Max. trailering capacity <sup>1</sup><br>(when properly equipped) | 12,500 lbs.       |

<sup>1</sup> Available on model year 2025 SWT. Maximum trailering ratings are intended for comparison purposes only. Before you buy a vehicle or use it for trailering, carefully review the Trailering section of the Owner's Manual. The trailering capacity of your specific vehicle may vary. The weight of passengers, cargo and options or accessories may reduce the amount you can trailer.





CLICK VEHICLE NAME BELOW TO SEE DIMENSIONS + CAPACITIES



2025 GMC Sierra EV Denali shown.

2026 GMC SIERRA EV

View Full Details

|   |   |
|---|---|
| Cabs/configurations   | Crew  |
| Box length  | 5' 10"  |
| Wheelbase   | 146 in.   |
| Overall length  | 233.4 in.   |
| Overall width (w/o mirrors)                                       | 83.8 in.  |
| Overall height  | 78 in. (Elevation)<br>79.9 in. (AT4)<br>78.1 in. (Denali w/o Air Ride Adaptive Suspension)<br>78.7 in. (Denali w/ Air Ride Adaptive Suspension) |
| Max. seating capacity   | 5   |
| Head room (front/rear)  | 43.8 in./38.6 in.   |
| Shoulder room (front/rear)  | 63.9 in./63.2 in.   |
| Leg room (front/rear)   | 44.8 in./44.3 in.   |
| Max. trailering capacity <sup>1</sup><br>(when properly equipped) | 12,500 lbs.   |

<sup>1</sup> GM estimated. Requires Elevation or Denali with available Extended Range battery. Maximum trailering ratings are intended for comparison purposes only. Before you buy a vehicle or use it for trailering, carefully review the Trailering section of the Owner's Manual. The trailering capacity of your specific vehicle may vary. The weight of passengers, cargo and options or accessories may reduce the amount you can trailer.



envolve



CLICK VEHICLE NAME BELOW TO SEE DIMENSIONS + CAPACITIES



2025 GMC HUMMER EV Pickup 2<sup>x</sup> shown.

2026 GMC HUMMER EV PICKUP

View Full Details

|   |  |
|---|--|
| Cabs/configurations   | Crew                                   |
| Box length  | 5 ft.                                  |
| Wheelbase   | 135.6 in.                              |
| Overall length  | 216.8 in.                              |
| Overall width (w/o mirrors)                                       | 86.7 in.                               |
| Overall height  | 81.3 in.<br>(Normal mode w/ roof rack) |
| Max. seating capacity   | 5                                      |
| Head room (front/rear)  | 42.4 in./38.6 in.                      |
| Shoulder room (front/rear)  | 63.8 in./63.9 in.                      |
| Leg room (front/rear)   | 45.5 in./38.9 in.                      |
| Max. trailering capacity <sup>1</sup><br>(when properly equipped) | 12,100 lbs.                            |

<sup>1</sup> May require optional trailering equipment to achieve maximum capacity. Maximum trailering ratings are intended for comparison purposes only. Before you buy a vehicle or use it for trailering, carefully review the trailering section of the Owner's Manual. The trailering capacity of your specific vehicle may vary. The weight of passengers, cargo and options or accessories may reduce the amount you can trailer.



CLICK VEHICLE NAME BELOW TO SEE DIMENSIONS + CAPACITIES



2026 Chevrolet BrightDrop 400 shown.

2026 CHEVROLET  
BRIGHTDROP 400

View Full Details

|  |                                      |
|--|--------------------------------------|
| Wheelbase                                | 153 in.                              |
| Overall length                           | 238.6 in.                            |
| Overall width (w/o mirrors)              | 89.4 in.                             |
| Overall height                           | 109.2 in.                            |
| Cargo floor (height to ground)           | 27.1 in.                             |
| Internal cargo area length               | 117.5 in.                            |
| Internal cargo area width (wall to wall) | 83.7 in.                             |
| Max. cargo capacity <sup>1</sup>         | 412.1 cu. ft.                        |
| Max. payload <sup>2</sup>                | 3,710 lbs. (FWD)<br>3,480 lbs. (AWD) |
| Max. GVWR <sup>3</sup>                   | 11,000 lbs.                          |

1 Cargo and load capacity limited by weight and distribution. 2 These maximum payload ratings are intended for comparison purposes only. Before you buy a vehicle or use it to haul people or cargo, carefully review the Vehicle Loading section of the Owner's Manual and check the carrying capacity of your specific vehicle on the label on the inside of the driver's door jamb. 3 Maximum Gross Vehicle Weight Rating (GVWR). When properly equipped; includes weight of vehicle, passengers, cargo and equipment.





CLICK VEHICLE NAME BELOW TO SEE DIMENSIONS + CAPACITIES



2026 Chevrolet BrightDrop 600 shown.

2026 CHEVROLET  
BRIGHTDROP 600

View Full Details

|  |                                      |
|--|--------------------------------------|
| Wheelbase                                | 183 in.                              |
| Overall length                           | 290 in.                              |
| Overall width (w/o mirrors)              | 86.5 in.                             |
| Overall height                           | 108.8 in.                            |
| Cargo floor (height to ground)           | 26.4 in.                             |
| Internal cargo area length               | 168.9 in.                            |
| Internal cargo area width (wall to wall) | 83.7 in.                             |
| Max. cargo capacity <sup>1</sup>         | 614.7 cu. ft.                        |
| Max. payload <sup>2</sup>                | 3,350 lbs. (FWD)<br>3,130 lbs. (AWD) |
| Max. GVWR <sup>3</sup>                   | 11,000 lbs.                          |

1 Cargo and load capacity limited by weight and distribution. 2 These maximum payload ratings are intended for comparison purposes only. Before you buy a vehicle or use it to haul people or cargo, carefully review the Vehicle Loading section of the Owner's Manual and check the carrying capacity of your specific vehicle on the label on the inside of the driver's door jamb. 3 Maximum Gross Vehicle Weight Rating (GVWR). When properly equipped; includes weight of vehicle, passengers, cargo and equipment.





# 2027 CHEVROLET BOLT






# 2026 CHEVROLET EQUINOX EV

## AVAILABLE MODELS

|                                |     |
|--------------------------------|-----|
| LT 1 PCY FWD or Dual Motor AWD | 2LT |
| LT 2 PDE FWD or Dual Motor AWD | 2LT |
| RS FWD or Dual Motor AWD       | 2RS |

## EXTERIOR COLORS



2025 Chevrolet Equinox EV LT shown.

# HIGHLIGHTS



GM-ESTIMATED  
**319 MILES**  
Of Range²



IN-VEHICLE  
**WI-FI®**  
**HOTSPOT³**  
Capable



STANDARD  
**17.7-INCH**  
Diagonal Color Touch-  
Screen

# KEY STANDARD FEATURES

Features based on LT 1 PCY FWD model with 2LT equipment group.

## SAFETY + SECURITY

- Adaptive Cruise Control⁴
- Blind Zone Steering Assist⁴
- Buckle to Drive⁴
- Embedded OnStar® hardware, includes 8 years of OnStar Fleet Basics⁵
- Enhanced Automatic Emergency Braking⁴
- Lane Keep Assist with Lane Departure Warning⁴
- Following Distance Indicator⁴
- Forward Collision Alert⁴
- Front Pedestrian and Bicyclist Braking⁴
- Intersection Automatic Emergency Braking⁴
- HD Rear Vision Camera⁴
- IntelliBeam⁴ auto high beam control
- Rear Cross Traffic Braking⁴
- Rear Park Assist⁴
- Reverse Automatic Braking⁴
- Safety Alert Seat⁴
- Side Bicyclist Alert⁴

## PERFORMANCE

- 4-wheel antilock disc brakes with regenerative Duralife™ brake rotors
- 800-volt DC fast charging for public charging rates up to 150 kW⁶
- Level 2 (AC) charge rates up to 11.5 kW⁷
- Dual Level Charge Cord, 120- and 240-volt capability⁸
- Electric one-motor, front-wheel drive (FWD)
- Electronic Precision Shift

## PRODUCTIVITY + DRIVE EXPERIENCE

- In-Vehicle Wi-Fi® Hotspot³ capable
- 6-speaker audio system
- 11-inch diagonal Driver Information Center
- 12-volt power outlets (2)
- 17.7-inch diagonal advanced color LCD display with Google built-in⁹ compatibility
- 60/40 split-folding rear bench seats
- Carpeted floor mats, front and rear
- Floor console with armrest

- Heated, power-adjustable outside mirrors
- LED headlamps, taillamps and Daytime Running Lamps
- Navigation system¹⁰ through Google built-in⁹ compatibility
- Rear Seat Reminder¹¹
- Remote Start
- Available SiriusXM® with 360L¹²
- Tilt/telescoping steering column
- USB ports¹³ (4)

## KEY AVAILABLE FEATURES

Optional features and packages vary by trim level. See Order Guide for details.

- 8-way power driver seat with power lumbar
- Ambient interior lighting, multicolor
- Auto-dimming inside rearview mirror
- Auto-heated, wrapped steering wheel
- AutoSense hands-free power programmable liftgate with presence detection and trailering wiring provisions
- Bidirectional 3-kW power capable and 19.2-kW charging capable⁷, includes AC charging 19.2-kW capable⁷ and Vehicle to Load
- Dual Motor AWD

- Dual-panel power-sliding panoramic sunroof with power sunshade
- Dual-zone automatic climate control
- Enhanced Automatic Parking Assist⁴
- HD Surround Vision⁴
- Head-Up Display⁴
- Heated and ventilated front seats
- Heated rear outboard seating positions
- Heated wiper park
- Hitch Guidance⁴ with Hitch View⁴
- Rear Camera Mirror⁴ with washer
- Rear Pedestrian Alert⁴
- Available Super Cruise®¹⁴ hands-free driver assistance technology
- Traffic Sign Recognition⁴
- Universal Home Remote
- Wireless device charging¹⁵

1 Premium paint; additional charge. 2 On a full charge based on development testing and/or analytical projections consistent with SAE J1634 revision 2017 – MCT. Range subject to change prior to production. Actual range may vary based on several factors, including ambient temperature, terrain, battery age and condition, loading, and how you use and maintain your vehicle. EPA estimates not yet available. 3 Service varies with conditions and location. Requires active service plan. See onstar.com for details and limitations. Vehicle must be on or in the accessory position for Wi-Fi to function. 4 Safety or driver assistance features are no substitute for the driver's responsibility to operate the vehicle in a safe manner. Read the vehicle Owner's Manual for important safety and driver assistance feature limitations and information. 5 Services subject to user terms and limitations. Certain services require working electrical system, cell reception and GPS signal. OnStar links to emergency services. See https://www.gmenvolve.com/software/onstar for details. 6 Requires public DC Fast Charger. Actual charge times will vary based on battery starting state of charge, battery condition, output of charger, vehicle settings and outside temperature. See Owner's Manual for additional limitations. 7 Actual charge times will vary based on battery starting state of charge, battery condition, output of charger, vehicle settings and outside temperature. See the Owner's Manuals for your vehicle and charger for additional details and limitations. 8 May require a new outlet, sold separately, and professional installation. Actual charge times will vary based on battery condition, output of charger, vehicle settings and battery temperature. See the Owner's Manuals for your vehicle and charger for additional details and limitations. 9 Google built-in services are subject to limitations and availability may vary by vehicle, infotainment system, and location. Select service plan required. Certain Google actions and functionality may require account linking. User terms and privacy statements apply. Google, Android Auto, Google Play and Google Maps are trademarks of Google LLC. 10 Map coverage available in the U.S., Puerto Rico and Canada. See onstar.com for details and limitations. 11 Does not detect people or items. Always check rear seat before exiting vehicle. 12 Some features, including streaming content and listening recommendations, require GM connected vehicle services. GM connected vehicle services vary by vehicle model and require an active service plan, working electrical system, cell reception and GPS signal. See onstar.com for details and limitations. 13 Not compatible with all devices. 14 OnStar services vary by vehicle model and require an active service plan, working electrical system, cell reception and GPS signal. Does not include security services; Super Cruise vehicles are connected to emergency services. See onstar.com for details and limitations. Always pay attention while driving and when using Super Cruise. Do not use a hand-held device. Visit https://www.chevrolet.com/super-cruise for compatible roads and full details. 15 The system wirelessly charges one compatible mobile device. Some phones have built-in wireless charging technology and others require a special adapter/back cover. To check for phone or other device compatibility, see my.chevrolet.com/learn for details or consult your carrier.



envolve




# 2026 CHEVROLET BLAZER EV

## AVAILABLE MODELS

|                          |         |
|--------------------------|---------|
| LT FWD or Dual Motor AWD | 2LT/4LT |
| RS FWD or Dual Motor AWD | 1RS/3RS |
| SS Dual Motor AWD        | 2SS     |

## EXTERIOR COLORS



NOTE: Exterior colors vary by trim level. See Order Guide for details.

2025 Chevrolet Blazer EV LT Dual Motor AWD shown.

# HIGHLIGHTS



UP TO  
**1,500 LBS.**  
Max. Trailering  
Capacity² with  
LT and RS Models



EPA-ESTIMATED  
**TBD MILES**  
Of Range³ with  
Dual Motor AWD Models



STANDARD  
**17.7-INCH**  
Diagonal Touch-Screen  
Display

# KEY STANDARD FEATURES

Features based on LT FWD model with 2LT equipment group.

## SAFETY + SECURITY

- Adaptive Cruise Control⁴
- Blind Zone Steering Assist⁴
- Buckle to Drive⁴
- Embedded OnStar® hardware, includes 8 years of OnStar Fleet Basics⁵
- Enhanced Automatic Emergency Braking⁴
- Lane Keep Assist with Lane Departure Warning⁴
- Following Distance Indicator⁴
- Forward Collision Alert⁴
- Front Pedestrian and Bicyclist Braking⁴
- HD Surround Vision⁴
- IntelliBeam⁴ auto high beam control
- Intersection Automatic Emergency Braking⁴
- Rear Cross Traffic Braking⁴
- Rear Park Assist⁴
- Rear Pedestrian Alert⁴
- Reverse Automatic Braking⁴

- Safety Alert Seat⁴
  - Side Bicyclist Alert⁴
  - Traffic Sign Recognition⁴
- ## PERFORMANCE
- 11.5-kW Level 2 (AC) charging capability⁶
  - DC fast charging for public charging rates up to 150 kW⁷
  - Dual Level Charge Cord, 120- and 240-volt capability⁸
  - Electronic Precision Shift

- Front-wheel drive
- StabiliTrak® Electronic Stability Control System

## PRODUCTIVITY + DRIVE EXPERIENCE

- In-Vehicle Wi-Fi® Hotspot⁹ capable
- 6-speaker audio system
- 11-inch diagonal Driver Information Center
- 12-volt power outlet
- 17.7-inch diagonal advanced color LCD display with Google built-in¹⁰ compatibility

- 60/40 split fold-flat rear seat
- Cargo tie-downs
- Carpeted floor mats, front and rear
- Keyless Open
- Rear Seat Reminder¹¹
- Remote Start
- Single-zone automatic climate control
- Available SiriusXM® with 360L¹²
- USB ports¹³ (5)

## KEY AVAILABLE FEATURES

Optional features and packages vary by trim level. See Order Guide for details.

- DC fast charging for public charging rates up to 190 kW⁷
- Dual Motor AWD
- 8-way power driver and 6-way power front passenger seat
- Auto-dimming inside rearview mirror
- AutoSense hands-free power programmable liftgate
- Bose® premium 8-speaker audio system

- Dual-pane power panoramic sunroof with power sunshade
- Dual-zone automatic climate control
- Enhanced Automatic Parking Assist⁴
- Head-Up Display⁴
- Heated and ventilated front seats
- Heated, power-adjustable, power-folding outside mirrors with turn signal indicators
- Heated, rear outboard passenger seat cushions
- Heated wiper park
- Heated, wrapped steering wheel
- Hitch Guidance⁴ with Hitch View⁴
- Rainsense™ front wipers
- Rear Camera Mirror⁴ with washer
- Available Super Cruise®¹⁴ hands-free driver assistance technology
- Trailer wiring provisions
- Universal Home Remote
- Wireless device charging¹⁵

1 Premium paint; additional charge. 2 Maximum trailering ratings are intended for comparison purposes only. Before you buy a vehicle or use it for trailering, carefully review the Trailering section of the Owner's Manual. The trailering capacity of your specific vehicle may vary. The weight of passengers, cargo and options or accessories may reduce the amount you can trailer. 3 On a full charge. Actual range may vary based on several factors, including ambient temperature, terrain, battery age and condition, loading, and how you use and maintain your vehicle. 4 Safety or driver assistance features are no substitute for the driver's responsibility to operate the vehicle in a safe manner. Read the vehicle Owner's Manual for important safety and driver assistance feature limitations and information. 5 Services subject to user terms and limitations. Certain services require working electrical system, cell reception and GPS signal. OnStar links to emergency services. See <https://www.gmenvolve.com/software/onstar> for details. 6 Actual charge times will vary based on battery starting state of charge, battery condition, output of charger, vehicle settings and outside temperature. See the vehicle Owner's Manual for additional limitations. 7 Requires public DC Fast Charger. Actual charge times will vary based on battery starting state of charge, battery condition, output of charger, vehicle settings and outside temperature. See the vehicle Owner's Manual for additional limitations. 8 May require a new outlet, sold separately, and professional installation. Actual charge times will vary based on battery condition, output of charger, vehicle settings and battery temperature. See the Owner's Manuals for your vehicle and charger for additional details and limitations. 9 Service varies with conditions and location. Requires active service plan. See [onstar.com](https://onstar.com) for details and limitations. Vehicle must be on or in the accessory position for Wi-Fi to function. 10 Google built-in services are subject to limitations and availability may vary by vehicle, infotainment system, and location. Select service plan required. Certain Google actions and functionality may require account linking. User terms and privacy statements apply. Google, Android Auto, Google Play and Google Maps are trademarks of Google LLC. 11 Does not detect people or items. Always check rear seat before exiting vehicle. 12 Some features, including streaming content and listening recommendations, require GM connected vehicle services. GM connected vehicle services vary by vehicle model and require an active service plan, working electrical system, cell reception and GPS signal. See [onstar.com](https://onstar.com) for details and limitations. 13 Not compatible with all devices. 14 OnStar services vary by vehicle model and require an active service plan, working electrical system, cell reception and GPS signal. Does not include security services; Super Cruise vehicles are connected to emergency services. See [onstar.com](https://onstar.com) for details and limitations. Always pay attention while driving and when using Super Cruise. Do not use a hand-held device. Visit <https://www.chevrolet.com/super-cruise> for compatible roads and full details. 15 The system wirelessly charges one compatible mobile device. Some phones have built-in wireless charging technology and others require a special adapter/back cover. To check for phone or other device compatibility, see [my.chevrolet.com/learn](https://my.chevrolet.com/learn) for details or consult your carrier.



envolve




2026


CADILLAC LYRIQ/  
LYRIQ-V


AVAILABLE  
MODELS


|  |     |                                       |     |
|--|-----|---------------------------------------|-----|
| Luxury RWD or Dual Motor AWD           | 1SC | Premium Sport RWD or Dual Motor AWD   | 1SJ |
| Premium Luxury RWD or Dual Motor AWD   | 1SD | Signature Sport RWD or Dual Motor AWD | 1SK |
| Signature Luxury RWD or Dual Motor AWD | 1SE | LYRIQ-V Dual Motor AWD                | 1SV |
| Sport RWD or Dual Motor AWD            | 1SF | LYRIQ-V Premium Dual Motor AWD        | 1SM |


EXTERIOR  
COLORS


 Argent Silver Metallic


 Celestial Metallic¹


 Emerald Lake Metallic¹

 Nimbus Metallic¹

 Opulent Blue Metallic¹

 Radiant Red Tintcoat¹


 Stellar Black Metallic¹

 Vibrant White Tricoat¹


2026 Cadillac LYRIQ Signature Sport RWD shown.

NOTE: Exterior colors vary by trim level. See Order Guide for details.


HIGHLIGHTS

1b-ft





EPA-ESTIMATED  
**TBD MILES**  
Of Range with  
RWD Models²

33-INCH

STANDARD  
**33-INCH**  
Diagonal Advanced  
Color LED Display

GLASS ROOF

STANDARD  
**GLASS ROOF**  
With Power Shade



envolve

# KEY STANDARD FEATURES

Features based on Luxury RWD model with 1SC equipment group.

## SAFETY + SECURITY

- Adaptive Cruise Control³
- Blind Zone Steering Assist³
- Buckle to Drive³
- Embedded OnStar® hardware, includes 8 years of OnStar Fleet Basics⁴ and 3 years of OnStar One Fleet⁵
- Enhanced Automatic Emergency Braking³
- Enhanced Automatic Parking Assist³
- Forward Collision Alert³
- Front Pedestrian and Bicyclist Braking³
- HD Surround Vision³
- Hitch Guidance³ with Hitch View³
- IntelliBeam³ auto high beam control
- Intersection Automatic Emergency Braking³
- Rear Cross Traffic Braking³
- Rear Pedestrian Alert³
- Reverse Automatic Braking³
- Safety Seat Alert³
- Side Bicyclist Alert³

## PERFORMANCE

- Single-motor RWD (Cadillac-estimated 365 hp/325 lb.-ft. of torque)
- Level 2 (AC) charge rates up to 11.5 kW⁶
- DC fast charging for public charging rates up to 190 kW⁷
- Dual Level Charge Cord, 120- and 240-volt capability⁸
- Electronic Precision Shift

## PRODUCTIVITY + DRIVE EXPERIENCE

- In-Vehicle Wi-Fi® Hotspot⁹ capable
- 7-speaker audio system
- 60/40 split-folding rear seats
- 126-color dual-zone LED ambient lighting
- Auto-dimming inside rearview mirror
- Dual-zone automatic climate control
- Fixed-glass roof with power shade

- Google built-in¹⁰ infotainment experience with 33-inch diagonal advanced color LED display
- Heated, 8-way power driver and 6-way power front passenger seat
- Heated steering wheel
- Memory front passenger seat
- Memory Package, recalls two presets for power driver seat, outside mirrors and power tilt and telescoping steering column
- Remote Keyless Entry¹¹
- Sirius XM® with 360L¹²
- Super Cruise®¹³ hands-free driver assistance technology, includes 3 years of OnStar® One Super Cruise¹⁴
- USB ports¹⁵, Type-C (2), charge-only, rear
- USB ports¹⁵, Type-C (3), full-function, front row
- Wireless Apple CarPlay®¹⁶ and Android Auto™¹⁷ capable
- Wireless device charging¹⁸

## KEY AVAILABLE FEATURES

- Optional features and packages vary by trim level. See Order Guide for details.
- Dual Motor AWD (Cadillac-estimated 515 hp/450 lb.-ft. of torque)
- 8-way power front seats with power lumbar massage
- 60/40 power, flat-folding second row
- AKG Studio 23-speaker audio system, includes front-row head restraint speakers
- Augmented Reality Head-Up Display³
- Cargo area cover
- Hands-free liftgate
- Heated second-row outboard seats
- Level 2 (AC) charge rates up to 19.2 kW⁶
- Nappa Leather Package
- Next Generation Active Noise Cancellation
- Panoramic, dual-pane power-sliding sunroof with power shade
- Rear Camera Mirror³ with washer
- Trailer provisions¹⁹ (AWD only)
- Tri-zone automatic climate control
- Ventilated front seats

1 Premium paint; additional charge. 2 EPA estimated. On a full charge. Actual range will vary based on several factors, including ambient temperature, terrain, battery age and condition, loading, and how you use and maintain your vehicle. 3 Safety or driver assistance features are no substitute for the driver's responsibility to operate the vehicle in a safe manner. Read the vehicle Owner's Manual for important safety and driver assistance feature limitations and information. 4 Services subject to user terms and limitations. Certain services require working electrical system, cell reception, and GPS signal. OnStar links to emergency services. See <https://www.gmenvolve.com/software/onstar> for details. Availability subject to change. 6 Actual charge times will vary based on battery starting state of charge, battery condition, output of charger, vehicle settings and outside temperature. See the vehicle Owner's Manual for additional limitations. 7 Requires public DC Fast Charger. Actual charge times will vary based on battery starting state of charge, battery condition, output of charger, vehicle settings and outside temperature. See the vehicle Owner's Manual for additional limitations. 8 May require a new outlet, sold separately, and professional installation. Actual charge times will vary based on battery condition, output of charger, vehicle settings and battery temperature. See the Owner's Manuals for your vehicle and charger for additional details and limitations. 9 Service varies with conditions and location. Requires active service plan. See [onstar.com](https://onstar.com) for details and limitations. Vehicle must be on or in the accessory position for Wi-Fi to function. 10 Google built-in services are subject to limitations and availability may vary by vehicle, infotainment system, and location. Select service plan required. Certain Google actions and functionality may require account linking. User terms and privacy statements apply. Google, Android Auto, Google Play and Google Maps are trademarks of Google LLC. 11 Requires active service plan. Lock/unlock feature requires automatic locks. Remote start requires GM factory-installed and enabled remote start system. See [onstar.com](https://onstar.com) for details and limitations. 12 Some features, including streaming content and listening recommendations, require GM connected vehicle services. GM connected vehicle services vary by vehicle model and require an active service plan, working electrical system, cell reception and GPS signal. See [onstar.com](https://onstar.com) for details and limitations. 13 OnStar services vary by vehicle model and require an active service plan, working electrical system, cell reception and GPS signal. Does not include security services; Super Cruise vehicles are connected to emergency services. See [onstar.com](https://onstar.com) for details and limitations. Always pay attention while driving and when using Super Cruise. Do not use a hand-held device. Visit <https://www.cadillac.com/technology/super-cruise> for compatible roads and full details. 14 OnStar® plan, working electrical system, cell reception and GPS signal required. OnStar links to emergency services. Not all vehicles may transmit all crash data. Service coverage varies with conditions and location. Service availability, features and functionality vary by device and software version. Always pay attention while driving and when using Super Cruise. Do not use hand-held device. Visit <https://www.cadillac.com/technology/super-cruise> for Super Cruise compatible roads and full details. Subject to user terms. See [onstar.com](https://onstar.com) for details and limitations. 15 Not compatible with all devices. 16 Vehicle user interface is a product of Apple®, and its terms and privacy statements apply. Requires compatible iPhone®, and data plan rates apply. Apple CarPlay®, Siri®, iPhone® and Apple Music® are trademarks of Apple Inc., registered in the U.S. and other countries. 17 Vehicle user interface is a product of Google, and its terms and privacy statements apply. Requires the Android Auto app on Google Play and a compatible Android™ smartphone. Data plan rates apply. You can check which smartphones are compatible at [g.co/androidauto/requirements](https://g.co/androidauto/requirements). Android and Android Auto are trademarks of Google LLC. Wireless use of Android Auto requires a compatible Android 11.0+ phone and compatible active data plan. Check [g.co/androidauto/requirements](https://g.co/androidauto/requirements) for compatibility. 18 The system wirelessly charges one compatible mobile device. Some phones have built-in wireless charging technology and others require a special adapter or back cover. To check for phone or other device compatibility, see [my.cadillac.com/learn](https://my.cadillac.com/learn) for details or consult your carrier. 19 Before you buy a vehicle or use it for trailering, carefully review the Trailering section of the Owner's Manual. The trailering capacity of your specific vehicle may vary. The weight of passengers, cargo and options or accessories may reduce the amount you can trailer.



AVAILABLE MODELS

|                                      |     |                                     |     |
|--------------------------------------|-----|-------------------------------------|-----|
| Luxury RWD or Dual Motor AWD         | 1SC | Premium Sport RWD or Dual Motor AWD | 1SH |
| Premium Luxury RWD or Dual Motor AWD | 1SE | V-Series                            | 2SV |
| Sport RWD or Dual Motor AWD          | 1SF |                                     |     |

EXTERIOR COLORS

 Argent Silver Metallic<sup>1</sup>

 Black Raven

 Celestial Metallic<sup>1</sup>

 Coastal Blue Metallic<sup>1</sup>

 Monarch Orange<sup>1</sup>

 Nimbus Metallic<sup>1</sup>

 Radiant Red Tintcoat<sup>1</sup>

 Vibrant White Tricoat<sup>1</sup>

2025 Cadillac OPTIQ Luxury Dual Motor AWD shown.

NOTE: Exterior colors vary by trim level. See Order Guide for details.

HIGHLIGHTS



CADILLAC-ESTIMATED  
**300 MILES**  
Of Range<sup>2</sup>



STANDARD  
**33-INCH**  
Diagonal Advanced  
Color LED Display



STANDARD  
**GLASS ROOF**  
With Power Shade

KEY STANDARD FEATURES

Features based on Luxury RWD model with 1SC equipment group.

SAFETY + SECURITY

- Adaptive Cruise Control<sup>3</sup>
- Blind Zone Steering Assist<sup>3</sup>
- Buckle to Drive<sup>3</sup>
- Embedded OnStar<sup>®</sup> hardware, includes 8 years of OnStar One Fleet<sup>4</sup> and 3 years of OnStar One Fleet<sup>5</sup>
- Enhanced Automatic Emergency Braking<sup>3</sup>
- Forward Collision Alert<sup>3</sup>
- Front Pedestrian and Bicyclist Braking<sup>3</sup>
- HD Surround Vision<sup>3</sup>
- Hitch Guidance<sup>3</sup> with Hitch View<sup>3</sup> (only available on OPTIQ models)
- IntelliBeam<sup>3</sup> auto high beam control
- Intersection Automatic Emergency Braking<sup>3</sup>
- Rear Camera Mirror<sup>3</sup> with washer
- Rear Cross Traffic Braking<sup>3</sup>
- Rear Pedestrian Alert<sup>3</sup>

- Reverse Automatic Braking<sup>3</sup>
- Safety Seat Alert<sup>3</sup>
- Side Bicyclist Alert<sup>3</sup>
- Traffic Sign Recognition<sup>3</sup>
- Vision Enhanced Automatic Parking Assist<sup>3</sup>
- Level 2 (AC) charge rates up to 11.5 kW<sup>6</sup>
- Dual Level Charge Cord, 120- and 240-volt capability<sup>7</sup>
- Electronic Precision Shift
- Rear-wheel drive

PRODUCTIVITY + DRIVE EXPERIENCE

- In-Vehicle Wi-Fi<sup>®</sup> Hotspot<sup>8</sup> capable
- 60/40 split fold-flat rear seats
- 110-volt rear power outlet
- 126-color dual-zone LED ambient lighting
- AKG Studio 19-speaker audio system with Dolby Atmos

- Auto-heated, wrapped steering wheel
- AutoSense hands-free power liftgate
- Glass roof with power shade
- Google built-in<sup>9</sup> infotainment experience with 33-inch diagonal advanced color LED display
- Heated, 8-way power driver and 6-way power front passenger seat, includes power lumbar and massage
- Heated, power-adjustable, power-folding outside mirrors with driver-side auto dimming and integrated turn signal indicators
- Heated wiper park
- Illuminated front and rear sill plates
- Illuminating door handles and grille
- Remote Keyless Entry<sup>10</sup>
- Remote Start
- Sirius XM<sup>®</sup> with 360L<sup>11</sup>
- Super Cruise<sup>®12</sup> hands-free driver assistance technology, includes 3 years of OnStar<sup>®</sup> One Super Cruise<sup>13</sup>
- Universal Home Remote

- USB ports<sup>14</sup> (2), Type-C, front lower console, dual charge-only
- USB ports<sup>14</sup> (2), Type-C, rear console, dual charge-only
- Wireless device charging<sup>15</sup>

KEY AVAILABLE FEATURES

Optional features and packages vary by trim level. See Order Guide for details.

- Cargo area cover
- Choreography-capable LED taillamps
- Deluxe carpeted floor mats
- Dual Motor AWD
- Head-Up Display<sup>3</sup>
- Heated second-row outboard seats
- Level 2 (AC) charge rates up to 19.2 kW<sup>6</sup>
- Santorini Blue Interior Package (V-Series only)
- Sport Suspension (V-Series only)
- Ventilated front seats

1 Premium paint; additional charge. 2 On a full charge based on development testing and/or analytical projection consistent with SAE J1634 revision 2017 – MCT. Range subject to change prior to production. Actual range may vary based on several factors, including ambient temperature, terrain, battery age and condition, loading and how you use and maintain your vehicle. EPA estimate not yet available. 3 Safety or driver assistance features are no substitute for the driver's responsibility to operate the vehicle in a safe manner. Read the vehicle Owner's Manual for important safety and driver assistance feature limitations and information. 4 Services subject to user terms and limitations. Certain services require working electrical system, cell reception, and GPS signal. OnStar links to emergency services. See <https://www.gmenvolve.com/software/onstar> for details. 5 Services subject to user terms and limitations. Certain services require working electrical system, cell reception, and GPS signal. OnStar links to emergency services. See <https://www.gmenvolve.com/software/onstar> for details. Availability subject to change. 6 Actual charge times will vary based on battery starting state of charge, battery condition, output of charger, vehicle settings and outside temperature. See the vehicle Owner's Manual for additional limitations. 7 May require a new outlet, sold separately, and professional installation. Actual charge times will vary based on battery condition, output of charger, vehicle settings and battery temperature. See the Owner's Manuals for your vehicle and charger for additional details and limitations. 8 Service varies with conditions and location. Requires active service plan. See [onstar.com](https://onstar.com) for details and limitations. Vehicle must be on or in the accessory position for Wi-Fi to function. 9 Google built-in services are subject to limitations and availability may vary by vehicle, infotainment system, and location. Select service plan required. Certain Google actions and functionality may require account linking. User terms and privacy statements apply. Google, Android Auto, Google Play and Google Maps are trademarks of Google LLC. 10 Requires active service plan. Lock/unlock feature requires automatic locks. Remote start requires GM factory-installed and enabled remote start system. See [onstar.com](https://onstar.com) for details and limitations. 11 Some features, including streaming content and listening recommendations, require GM connected vehicle services. GM connected vehicle services vary by vehicle model and require an active service plan, working electrical system, cell reception and GPS signal. See [onstar.com](https://onstar.com) for details and limitations. 12 OnStar services vary by vehicle model and require an active service plan, working electrical system, cell reception and GPS signal. Does not include security services; Super Cruise vehicles are connected to emergency services. See [onstar.com](https://onstar.com) for details and limitations. Always pay attention while driving and when using Super Cruise. Do not use a hand-held device. Visit <https://www.cadillac.com/technology/super-cruise> for compatible roads and full details. 13 OnStar<sup>®</sup> plan, working electrical system, cell reception and GPS signal required. OnStar links to emergency services. Not all vehicles may transmit all crash data. Service coverage varies with conditions and location. Service availability, features and functionality vary by device and software version. Always pay attention while driving and when using Super Cruise. Do not use hand-held device. Visit <https://www.cadillac.com/technology/super-cruise> for Super Cruise compatible roads and full details. Subject to user terms. See [onstar.com](https://onstar.com) for details and limitations. 14 Not compatible with all devices. 15 The system wirelessly charges one compatible mobile device. Some phones have built-in wireless charging technology and others require a special adapter or back cover. To check for phone or other device compatibility, see [my.cadillac.com/learn](https://my.cadillac.com/learn) for details or consult your carrier.



envolve



# 2026 CADILLAC VISTIQ

## AVAILABLE MODELS

|                    |     |              |     |
|--------------------|-----|--------------|-----|
| Luxury AWD         | 1SC | Sport AWD    | 1SF |
| Premium Luxury AWD | 1SE | Platinum AWD | 1SH |

## EXTERIOR COLORS



NOTE: Exterior colors vary by trim level. See Order Guide for details.

2026 Cadillac VISTIQ Luxury shown.

HIGHLIGHTS



CADILLAC-ESTIMATED  
**300 MILES**  
Of Range²



23-SPEAKER  
**AKG STUDIO  
AUDIO SYSTEM**  
with Dolby Atmos® Display



UP TO  
**7 SEATS**  
On Luxury and Sport

# KEY STANDARD FEATURES

Features based on Luxury AWD model with 1SC equipment group.

## SAFETY + SECURITY

|   |
|---|
| Adaptive Cruise Control³  |
| Blind Zone Steering Assist³   |
| Buckle to Drive³  |
| Embedded OnStar® hardware, includes 8 years of OnStar Fleet Basics⁴ |
| Enhanced Automatic Emergency Braking³                               |
| Forward Collision Alert³  |
| Front Pedestrian and Bicyclist Braking³                             |
| HD Surround Vision³   |
| Hitch Guidance³ with Hitch View³                                    |
| Intersection Automatic Emergency Braking³                           |
| Rear Camera Mirror³ with washer                                     |
| Rear Cross Traffic Braking³   |
| Rear Pedestrian Alert³  |
| Reverse Automatic Braking³  |
| Side Bicyclist Alert³   |
| Traffic Sign Recognition³   |

## PERFORMANCE

|  |
|--|
| Battery propulsion (Cadillac-estimated 615 hp/650 lb.-ft. of torque) |
| Dual Motor AWD   |
| Level 2 (AC) charge rates up to 11.5 kW⁵                             |
| Dual Level Charge Cord, 120- and 240-volt capability⁶                |
| Continuous Damping Control   |
| Duralife™ brake rotors   |
| Electronic Precision Shift   |
| Sport suspension   |

## PRODUCTIVITY + DRIVE EXPERIENCE

|  |
|--|
| In-Vehicle Wi-Fi® Hotspot⁷ capable                   |
| 7-passenger seating with second-row bench            |
| 18-way power front seats with driver memory          |
| 23-speaker AKG Studio Audio system with Dolby Atmos® |
| 126-color LED tri-zone ambient interior lighting     |
| Automatic heated and wrapped steering wheel          |
| AutoSense hands-free power liftgate                  |

|  |
|--|
| Curved 33-inch diagonal advanced LED display with Google built-in⁸ compatibility                           |
| Dual-pane, power panoramic sunroof with power retractable sunshade and third-row fixed glass with sunshade |
| Heated, power-adjustable, power-folding outside mirrors with integrated turn signal indicators             |
| Heated second-row outboard seats   |
| Heated, ventilated and massaging front seats   |
| Illuminating door handles  |
| Intelligent ClimateSense, five-zone automatic climate control  |
| LED headlamps and taillamps with lighting choreography   |
| Next-Generation Active Noise Cancellation  |
| Panoramic dual-pane sunroof with power sunshade and third-row fixed glass roof                             |
| Passive Power Mode   |
| Rainsense™ front intermittent wipers   |
| Remote Keyless Entry⁹  |
| Remote Start   |
| Roof rails   |

|  |
|--|
| Available SiriusXM® with 360L¹⁰  |
| Available Super Cruise®¹¹ hands-free driver assistance technology with 3 years of OnStar Super Cruise plan¹² |
| Trailer provisions   |
| Universal Home Remote  |
| USB ports¹³ (7), type-C, 2 front row, 2 second row, 2 third row and 1 center console                         |
| Windshield wiper deicer  |
| Wireless device charging¹⁴   |

## KEY AVAILABLE FEATURES

Optional features and packages vary by trim level. See Order Guide for details.

|  |
|--|
| 6-passenger seating with captain's seats |
| Active Rear Steering                     |
| Adaptive Air Ride Suspension             |
| Augmented Reality Head-Up Display³       |
| Black roof                               |
| Deluxe carpeted floor mats               |
| Level 2 (AC) charge rates up to 19.2 kW⁵ |
| Night Vision³                            |

1 Premium paint; additional charge. 2 On a full charge based on development testing and/or analytical projection consistent with SAE J1634 revision 2017 – MCT. Range subject to change prior to production. Actual range may vary based on several factors, including ambient temperature, terrain, battery age and condition, loading and how you use and maintain your vehicle. EPA estimate not yet available. 3 Safety or driver assistance features are no substitute for the driver's responsibility to operate the vehicle in a safe manner. Read the vehicle Owner's Manual for more important feature limitations and information. 4 Services subject to user terms and limitations. Certain services require working electrical system, cell reception, and GPS signal. OnStar links to emergency services. See <https://www.gmenvolve.com/software/onstar> for details. 5 Actual charge times will vary based on battery starting state of charge, battery condition, output of charger, vehicle settings and outside temperature. See the vehicle Owner's Manual for additional limitations. 6 May require a new outlet, sold separately, and professional installation. Actual charge times will vary based on battery condition, output of charger, vehicle settings and battery temperature. See the Owner's Manuals for your vehicle and charger for additional details and limitations. 7 Service varies with conditions and location. Requires active service plan. See [onstar.com](https://onstar.com) for details and limitations. Vehicle must be on or in the accessory position for Wi-Fi to function. 8 Google built-in services are subject to limitations and availability may vary by vehicle, infotainment system, and location. Select service plan required. Certain Google actions and functionality may require account linking. User terms and privacy statements apply. Google, Android Auto, Google Play and Google Maps are trademarks of Google LLC. 9 Requires active service plan. Lock/unlock feature requires automatic locks. Remote start requires GM factory-installed and enabled remote start system. See [onstar.com](https://onstar.com) for details and limitations. 10 Some features, including streaming content and listening recommendations, require GM connected vehicle services. GM connected vehicle services vary by vehicle model and require an active service plan, working electrical system, cell reception and GPS signal. Does not include security services; Super Cruise vehicles are connected to emergency services. See [onstar.com](https://onstar.com) for details and limitations. Always pay attention while driving and when using Super Cruise. Do not use a hand-held device. Visit <https://www.cadillac.com/technology/super-cruise> for compatible roads and full details. 12 OnStar® plan, working electrical system, cell reception and GPS signal required. OnStar links to emergency services. Not all vehicles may transmit all crash data. Service coverage varies with conditions and location. Service availability, features and functionality vary by device and software version. Always pay attention while driving and when using Super Cruise. Do not use hand-held device. Visit <https://www.cadillac.com/technology/super-cruise> for Super Cruise compatible roads and full details. Subject to user terms. See [onstar.com](https://onstar.com) for details and limitations. 13 Not compatible with all devices. 14 The system wirelessly charges one compatible mobile device. Some phones have built-in wireless charging technology and others require a special adapter or back cover. To check for phone or other device compatibility, see [my.cadillac.com/learn](https://my.cadillac.com/learn) for details or consult your carrier.







# 2026 CADILLAC ESCALADE IQ/IQL


## AVAILABLE MODELS


|                       |     |                               |     |
|-----------------------|-----|-------------------------------|-----|
| Luxury Dual Motor AWD | 1SC | Premium Luxury Dual Motor AWD | 1SD |
| Sport Dual Motor AWD  | 1SF | Premium Sport Dual Motor AWD  | 1SG |


## EXTERIOR COLORS


 Adobe Frost<sup>1</sup>


 Black Cherry Tintcoat<sup>1</sup>


 Black Raven


 Deep Space Metallic<sup>1</sup>

 Luna Metallic<sup>1</sup>

 Magnus Metal Frost<sup>1</sup>

 Monarch Orange<sup>1</sup>

 Sandstone<sup>1</sup>

 Vibrant White Tricoat<sup>1</sup>

2026 Cadillac ESCALADE IQL Luxury shown.

NOTE: Exterior colors vary by trim level. See Order Guide for details.

# HIGHLIGHTS



CADILLAC-ESTIMATED  
**450 MILES**  
Of Range<sup>2</sup>



STANDARD  
**55-INCH**  
Diagonal HD Curved  
Pillar-to-Pillar Display



AVAILABLE  
**EXECUTIVE**  
Second-Row  
Seating Package

# KEY STANDARD FEATURES

Features based on Luxury Dual Motor AWD model with 1SC equipment group.

## SAFETY + SECURITY

- Adaptive Cruise Control<sup>3</sup>
- Blind Zone Steering Assist<sup>3</sup>
- Buckle to Drive<sup>3</sup>
- Embedded OnStar<sup>®</sup> hardware, includes 8 years of OnStar Fleet Basics<sup>4</sup> and 3 years of OnStar One Fleet<sup>5</sup>
- Enhanced Automatic Emergency Braking<sup>3</sup>
- Enhanced Automatic Parking Assist<sup>3</sup>
- Forward Collision Alert<sup>3</sup>
- Front Pedestrian and Bicyclist Braking<sup>3</sup>
- HD Surround Vision<sup>3</sup>
- Hitch Guidance<sup>3</sup> with Hitch View<sup>3</sup>
- IntelliBeam<sup>3</sup> auto high beam control
- Intersection Automatic Emergency Braking<sup>3</sup>
- Rear Camera Mirror<sup>3</sup> with washer
- Rear Cross Traffic Braking<sup>3</sup>

- Rear Pedestrian Alert<sup>3</sup>
- Reverse Automatic Braking<sup>3</sup>
- Safety Alert Seat<sup>3</sup>
- Side Bicyclist Alert<sup>3</sup>
- Traffic Sign Recognition<sup>3</sup>

## PERFORMANCE

- Drive system, Dual Motor AWD (Cadillac-estimated 750 hp/785 lb.-ft. of torque with Velocity Max)
- Level 2 (AC) charge rates up to 11.5 kW<sup>6</sup>
- Dual Level Charge Cord, 120- and 240-volt capability<sup>7</sup>
- 4-Wheel Steer
- Air Ride Adaptive Suspension
- Magnetic Ride Control Suspension

## PRODUCTIVITY + DRIVE EXPERIENCE

- In-Vehicle Wi-Fi<sup>®</sup> Hotspot<sup>8</sup> capable
- 8-way power, heated and ventilated front bucket seats

- 60/40 power-folding, split-folding third-row bench
- 126-color LED ambient lighting, customizable
- AKG Studio 21-speaker audio system
- AutoSense power liftgate
- ClimateSense five-zone automatic climate control
- eTrunk<sup>™</sup> front storage compartment
- Express-Up/-Down on all windows
- Google built-in<sup>9</sup> infotainment experience with 55-inch diagonal HD curved front display
- Head-Up Display<sup>3</sup>, full color and reconfigurable
- Heated, power-adjustable, power-folding outside mirrors with puddle lamps and driver-side auto-dimming mirror
- Heated wiper park
- Next-Generation Active Noise Cancellation
- Panoramic glass roof
- Power hood
- Power tilt/telescoping steering column

- Rainsense<sup>™</sup> front wipers
- Remote Keyless Entry<sup>10</sup>
- Available SiriusXM<sup>®</sup> with 360L<sup>11</sup>
- Available Super Cruise<sup>®12</sup> hands-free driver assistance technology
- USB ports<sup>13</sup> (6)
- Wireless device charging<sup>14</sup>
- KEY AVAILABLE FEATURES**
- Optional features and packages vary by trim level. See Order Guide for details.
- AKG Studio Reference 38- or 42-speaker audio system
- Black roof (two-tone vehicle)
- Blind Zone Steering Assist with trailering<sup>3</sup>
- Executive Second-Row Seating Package
- Level 2 (AC) charge rates up to 19.2 kW<sup>6</sup>
- Night Vision<sup>3</sup>
- Rear Seat Entertainment System
- Smart Trailering Package<sup>15</sup>

1 Premium paint; additional cost. 2 On a full charge based on development testing and/or analytical projection consistent with SAE J1634 revision 2017 – MCT. Range subject to change prior to production. Actual range may vary based on several factors, including ambient temperature, terrain, battery age and condition, loading, and how you use and maintain your vehicle. 3 Safety or driver assistance features are no substitute for the driver's responsibility to operate the vehicle in a safe manner. Read the vehicle Owner's Manual for important feature limitations and information. 4 Services subject to user terms and limitations. Certain services require working electrical system, cell reception and GPS signal. OnStar links to emergency services. See <https://www.gmenvolve.com/software/onstar> for details. 5 Services subject to user terms and limitations. Certain services require working electrical system, cell reception and GPS signal. OnStar links to emergency services. See <https://www.gmenvolve.com/software/onstar> for details. Availability subject to change. 6 Actual charge times will vary based on battery starting state of charge, battery condition, output of charger, vehicle settings and outside temperature. See the vehicle Owner's Manual for additional limitations. 7 May require a new outlet, sold separately, and professional installation. Actual charge times will vary based on battery condition, output of charger, vehicle settings and battery temperature. See the Owner's Manuals for your vehicle and charger for additional details and limitations. 8 Service varies with conditions and location. Requires active service plan. See [onstar.com](https://onstar.com) for details and limitations. Vehicle must be on or in the accessory position for Wi-Fi to function. 9 Google built-in services are subject to limitations and availability may vary by vehicle, infotainment system, and location. Select service plan required. Certain Google actions and functionality may require account linking. User terms and privacy statements apply. Google, Android Auto, Google Play and Google Maps are trademarks of Google LLC. 10 Requires active service plan. Lock/unlock feature requires automatic locks. Remote start requires GM factory-installed and enabled remote start system. See [onstar.com](https://onstar.com) for details and limitations. 11 Some features, including streaming content and listening recommendations, require GM connected vehicle services. GM connected vehicle services vary by vehicle model and require an active service plan, working electrical system, cell reception and GPS signal. See [onstar.com](https://onstar.com) for details and limitations. 12 OnStar services vary by vehicle model and require an active service plan, working electrical system, cell reception and GPS signal. Does not include security services; Super Cruise vehicles are connected to emergency services. See [onstar.com](https://onstar.com) for details and limitations. Always pay attention while driving and when using Super Cruise. Do not use a hand-held device. Visit <https://www.cadillac.com/technology/super-cruise> for compatible roads and full details. 13 Not compatible with all devices. 14 The system wirelessly charges one compatible mobile device. Some phones have built-in wireless charging technology and others require a special adapter/back cover. To check for phone or other device compatibility, see [my.cadillac.com/learn](https://my.cadillac.com/learn) for details or consult your carrier. 15 Before you buy a vehicle or use it for trailering, carefully review the Trailering section of the Owner's Manual. The trailering capacity of your specific vehicle may vary. The weight of passengers, cargo and options or accessories may reduce the amount you can trailer.







  
envolve




# 2026 GMC HUMMER EV SUV

## AVAILABLE MODELS

|                                |     |
|--------------------------------|-----|
| 2 <sup>x</sup> Dual Motor e4WD | 1SF |
| 3 <sup>x</sup> Tri-Motor e4WD  | 1SG |

## EXTERIOR COLORS



NOTE: Exterior colors vary by trim level. See Order Guide for details.

2025 GMC HUMMER EV SUV 2<sup>x</sup> shown.

# HIGHLIGHTS



GM-ESTIMATED  
**319 MILES**  
Of Range<sup>2</sup> for  
HUMMER EV 2<sup>x</sup>



STANDARD  
**ENERGY  
TRANSFER  
PRO**



UP TO  
**81.3 CU. FT.**  
Max. Cargo Volume<sup>3</sup>

# KEY STANDARD FEATURES

Features based on 2<sup>x</sup> Dual Motor e4WD model with 1SF equipment group.

## SAFETY + SECURITY

- Adaptive Cruise Control<sup>4</sup>
- Embedded OnStar<sup>®</sup> hardware, includes 8 years of OnStar Fleet Basics<sup>5</sup>
- Enhanced Automatic Emergency Braking<sup>4</sup>
- Enhanced Automatic Parking Assist<sup>4</sup>
- Following Distance Indicator<sup>4</sup>
- Forward Collision Alert<sup>4</sup>
- Front Pedestrian Braking<sup>4</sup>
- HD Surround Vision<sup>4</sup> with Trailer View Camera Provision
- IntelliBeam<sup>4</sup> auto high beam control
- Lane Keep Assist with Lane Departure Warning<sup>4</sup>
- Rear Camera Mirror<sup>4</sup> with washer
- Rear Cross Traffic Alert<sup>4</sup>
- Rear Pedestrian Alert<sup>4</sup>
- Reverse Automatic Braking<sup>4</sup>
- Safety Alert Seat<sup>4</sup>

- Trailer Side Blind Zone Alert<sup>4</sup>
- UltraVision<sup>6</sup> underbody cameras, up to 17 available views

## PERFORMANCE

- Drive system, Performance Dual Motor e4WD
- Level 2 (AC) charge rates up to 19.2 kW<sup>7</sup>
- 800-volt DC fast charging for public charging rates up to 300 kW<sup>8</sup>
- Continuous Damping Adaptive Ride Control

Drive Mode Control, includes My Mode, Normal, Off-Road, Terrain and Tow/Haul

Dual Level Charge Cord, 120- and 240-volt capability<sup>9</sup>

Electronic Precision Shift with Low selection for One-Pedal Driving<sup>10</sup> capability

## PRODUCTIVITY + DRIVE EXPERIENCE

- 11-inch diagonal reconfigurable Driver Information Center
- 12-way power, heated and ventilated, premium driver and front passenger seats
- 120-volt power outlet (rear center console)

- All-weather durable rubber-over-vinyl flooring
- Energy Transfer Pro, 19.2-kW high voltage with vehicle-to-load, vehicle-to-vehicle and vehicle-to-home power capability (requires additional equipment)

eTrunk<sup>™</sup>, lit compartment with Infinity Roof Sky Panel storage capability, cargo tie-downs (4 rated at 110 lbs.) and 12-volt power outlet

Google built-in<sup>11</sup> infotainment experience with 13.4-inch diagonal color touch-screen

Heated, power-adjustable outside mirrors with integrated turn signals and puddle lamps

Heated, premium steering wheel

Infinity Roof with removable opaque Sky Panels, includes 4 storage bags and removable front I-Bar

Keyless Open and Start

Power Hood

Power Rear Gate

ProGrade Trailering System<sup>12</sup>, includes Hitch Guidance<sup>4</sup> with Hitch View<sup>4</sup> and Trailer Camera Views<sup>6</sup>

- Rear Seat Reminder<sup>13</sup>
- Remote vehicle starter system with preconditioning
- Available SiriusXM<sup>®</sup> with 360L<sup>14</sup>
- Available Super Cruise<sup>®15</sup> hands-free driver assistance technology
- Tri-zone automatic climate control
- USB ports<sup>16</sup> (3)
- In-Vehicle Wi-Fi<sup>®</sup> Hotspot<sup>17</sup> capable
- Wireless device charging<sup>18</sup>

## KEY AVAILABLE FEATURES

Optional features and packages vary by trim level. See Order Guide for details.

- Drive System, Performance Tri-Motor e4WD (1 front, 2 rear)
- Extreme Off-Road Package (late availability)
- Full underbody skid plates (late availability)
- Infinity Roof with removable transparent Sky Panels
- Watts to Freedom<sup>19</sup> launch experience

1 Premium paint; additional charge. Auburn Matte and Magnus Gray Matte: Special care required for matte paint. See vehicle Owner's Manual for more details. 2 On a full charge based on development testing and/or analytical projection consistent with SAE J1634 revision 2017 – MCT. Range subject to change prior to production. Actual range may vary based on several factors, including ambient temperature, terrain, battery age and condition, loading, and how you use and maintain your vehicle. 3 With rear seats folded. Cargo and load capacity limited by weight and distribution. 4 Safety or driver assistance features are no substitute for the driver's responsibility to operate the vehicle in a safe manner. Read the vehicle Owner's Manual for important safety and driver assistance feature limitations and information. 5 Services subject to user terms and limitations. Certain services require working electrical system, cell reception and GPS signal. OnStar links to emergency services. See <https://www.gmenvolve.com/software/onstar> for details. 6 Safety or driver assistance features are no substitute for the driver's responsibility to operate the vehicle in a safe manner. Read the vehicle Owner's Manual for important feature limitations and information. Some camera views require available accessory camera and installation. Not compatible with all trailers. See your dealer for details. 7 Actual charge times will vary based on battery starting state of charge, battery condition, output of charger, vehicle settings and outside temperature. See the vehicle Owner's Manual for additional limitations. 8 Requires public DC Fast Charger. Actual charge times will vary based on battery starting state of charge, battery condition, output of charger, vehicle settings and outside temperature. See the vehicle Owner's Manual for additional limitations. 9 May require a new outlet, sold separately, and professional installation. Actual charge times will vary based on battery condition, output of charger, vehicle settings and battery temperature. See the Owner's Manuals for your vehicle and charger for additional details and limitations. 10 Feature may be limited when the battery temperatures are extremely cold or hot or when battery is near full charge. Always use the brake pedal when you need to stop immediately. See Owner's Manual for details. 11 Google built-in services are subject to limitations and availability may vary by vehicle, infotainment system, and location. Select service plan required. Certain Google actions and functionality may require account linking. User terms and privacy statements apply. Google, Android Auto, Google Play and Google Maps are trademarks of Google LLC. 12 Before you buy a vehicle or use it for trailering, carefully review the trailering section of the Owner's Manual. The trailering capacity of your specific vehicle may vary. The weight of passengers, cargo and options or accessories may reduce the amount you can trailer. 13 Does not detect people or items. Always check rear seat before exiting vehicle. 14 Some features, including streaming content and listening recommendations, require GM connected vehicle services. GM connected vehicle services vary by vehicle model and require an active service plan, working electrical system, cell reception and GPS signal. See [onstar.com](https://onstar.com) for details and limitations. 15 OnStar services vary by vehicle model and require an active service plan, working electrical system, cell reception and GPS signal. Does not include security services; Super Cruise vehicles are connected to emergency services. See [onstar.com](https://onstar.com) for details and limitations. Always pay attention while driving and when using Super Cruise. Do not use a hand-held device. Visit <https://www.gmc.com/connectivity-technology/super-cruise> for compatible roads and full details. 16 Not compatible with all devices. 17 Service varies with conditions and location. Requires active service plan. See [onstar.com](https://onstar.com) for details and limitations. Vehicle must be on or in the accessory position for Wi-Fi to function. 18 The system wirelessly charges one compatible mobile device. Some phones have built-in wireless charging technology and others require a special adapter or back cover. To check for phone or other device compatibility, see [my.gmc.com/learn](https://my.gmc.com/learn) for details or consult your carrier. 19 Watts to Freedom is intended for use only on a closed course and should not be used on public roads. Read the vehicle Owner's Manual for important feature limitations and information.



envolve




# 2026 CHEVROLET SILVERADO EV

## AVAILABLE MODELS

|                           |             |
|---------------------------|-------------|
| Work Truck Dual Motor 4WD | 4WT/5WT/8WT |
| LT Dual Motor 4WD         | 2LT/3LT/4LT |
| Trail Boss Dual Motor 4WD | 2TR/3TR     |

## EXTERIOR COLORS



NOTE: Exterior colors vary by trim level. See Order Guide for details.

2025 Chevrolet Silverado EV Work Truck shown.

# HIGHLIGHTS



EPA-ESTIMATED  
**493 MILES**  
Of Range<sup>2</sup> on Work  
Truck with Max Range  
Battery Pack



UP TO  
**10.2-KW**  
Offboard Power  
Capability



AVAILABLE  
**MULTI-FLEX  
TAILGATE**

# KEY STANDARD FEATURES

Features based on Work Truck model with 4WT equipment group.

## SAFETY + SECURITY

|   |
|---|
| Adaptive Cruise Control <sup>3</sup>  |
| Blind Zone Steering Assist <sup>3</sup>   |
| Embedded OnStar <sup>®</sup> hardware, includes 8 years of OnStar Fleet Basics <sup>4</sup> |
| Enhanced Automatic Emergency Braking <sup>3</sup>   |
| Following Distance Indicator <sup>3</sup>   |
| Forward Collision Alert <sup>3</sup>  |
| Front and Rear Park Assist <sup>3</sup>   |
| Front Pedestrian and Bicyclist Braking <sup>3</sup>   |
| HD Surround Vision <sup>3</sup>   |
| Hitch Guidance <sup>3</sup> with Hitch View <sup>3</sup>                                    |
| IntelliBeam <sup>3</sup> auto high beam control   |
| Intersection Automatic Emergency Braking <sup>3</sup>                                       |
| Lane Keep Assist with Lane Departure Warning <sup>3</sup>                                   |
| Rear Cross Traffic Braking <sup>3</sup>   |
| Rear Pedestrian Alert <sup>3</sup>  |

|   |
|---|
| Reverse Automatic Braking <sup>3</sup>  |
| Safety Alert Seat <sup>3</sup>  |
| Side Bicyclist Alert <sup>3</sup>   |
| Traffic Sign Recognition <sup>3</sup>   |
| <b>PERFORMANCE</b>  |
| Battery pack, Standard Range  |
| Drive system, Performance Torque Vectoring Dual Motor 4WD                                   |
| Level 2 (AC) charge rates up to 11.5 kW <sup>5</sup>  |
| 400-volt DC fast charging for public charging rates up to 220 kW <sup>6</sup>               |
| Dual Level Charge Cord, 120- and 240-volt capability <sup>7</sup>                           |
| Electronic Precision Shift with Low selection for One-Pedal Driving <sup>8</sup> capability |
| Integrated trailer brake controller   |
| Tow/Haul Mode   |
| <b>PRODUCTIVITY + DRIVE EXPERIENCE</b>  |
| In-Vehicle Wi-Fi <sup>®</sup> Hotspot <sup>9</sup> capable                                  |
| 11-inch diagonal Driver Information Center  |

|  |
|--|
| 17.7-inch diagonal advanced color LCD display with Google built-in <sup>10</sup> compatibility                         |
| 120-volt power outlet on back of floor console   |
| eTrunk <sup>™</sup> , lit, lockable and weatherproof compartment with 120-volt outlet, cargo tie-downs and drain holes |
| Keyless Open and Start   |
| LED cargo area lighting with switch on instrument panel  |
| Remote Start   |
| Available SiriusXM <sup>®</sup> with 360L <sup>11</sup>  |
| USB ports <sup>12</sup> , Type-C (2) and charging only (2)   |

## KEY AVAILABLE FEATURES

Optional features and packages vary by trim level. See Order Guide for details.

|   |
|---|
| Battery pack, Extended Range  |
| Battery pack, Max Range   |
| Level 2 (AC) charge rates up to 19.2 kW <sup>5</sup>                                    |
| 800-volt DC fast charging for public charging rates up to 300 kW or 350 kW <sup>6</sup> |

|   |
|---|
| 14-inch multicolor Head-Up Display <sup>3</sup>   |
| Assist steps, Black, wheel-to-wheel   |
| Bed-mounted power outlets, 120-volt (4) and 240-volt (1)  |
| Bed View Camera <sup>3</sup>  |
| Chevrolet Digital Key, smartphone vehicle entry and power operation   |
| Chevytec spray-on bedliner <sup>13</sup> , black  |
| Heated, 12-way power front seats and steering wheel   |
| Multi-Flex Midgate with passthrough   |
| Multi-Flex Tailgate with six functional load/access features  |
| Offboard power, up to 10.2-kW, split-phase, AC power (requires accessory Power Bar and 19.2-kW charging module) |
| Power Hood  |
| Rear Camera Mirror <sup>3</sup>   |
| Available Super Cruise <sup>®14</sup> hands-free driver assistance technology                                   |
| Trailer Camera View <sup>3</sup> and provisions   |
| Wireless device charging <sup>15</sup>  |

1 Premium paint; additional charge. 2 On a full charge. Actual range may vary based on several factors, including ambient temperature, terrain, battery age and condition, loading, and how you use and maintain your vehicle. 3 Safety or driver assistance features are no substitute for the driver's responsibility to operate the vehicle in a safe manner. Read the vehicle Owner's Manual for important safety and driver assistance feature limitations and information. 4 Services subject to user terms and limitations. Certain services require working electrical system, cell reception and GPS signal. OnStar links to emergency services. See <https://www.gmenvolve.com/software/onstar> for details. 5 Actual charge times will vary based on battery starting state of charge, battery condition, output of charger, vehicle settings and outside temperature. See the vehicle Owner's Manual for additional limitations. 6 Requires public DC Fast Charger. Actual charge times will vary based on battery starting state of charge, battery condition, output of charger, vehicle settings and outside temperature. See the Owner's Manuals for your vehicle and charger for additional details and limitations. 7 May require a new outlet, sold separately, and professional installation. Actual charge times will vary based on battery condition, output of charger, vehicle settings and battery temperature. See the Owner's Manuals for your vehicle and charger for additional details and limitations. 8 Feature may be limited when the battery temperatures are extremely cold or hot or when battery is near full charge. Always use the brake pedal when you need to stop immediately. See the Owner's Manual for details. 9 Service varies with conditions and location. Requires active service plan. See [onstar.com](https://onstar.com) for details and limitations. Vehicle must be on or in the accessory position for Wi-Fi to function. 10 Google built-in services are subject to limitations and availability may vary by vehicle, infotainment system, and location. Select service plan required. Certain Google actions and functionality may require account linking. User terms and privacy statements apply. Google, Android Auto, Google Play and Google Maps are trademarks of Google LLC. 11 Some features, including streaming content and listening recommendations, require GM connected vehicle services. GM connected vehicle services vary by vehicle model and require an active service plan, working electrical system, cell reception and GPS signal. See [onstar.com](https://onstar.com) for details and limitations. 12 Not compatible with all devices. 13 Does not include spray-on liner on tailgate due to Black composite inner panel. 14 OnStar services vary by vehicle model and require an active service plan, working electrical system, cell reception and GPS signal. Does not include security services; Super Cruise vehicles are connected to emergency services. See [onstar.com](https://onstar.com) for details and limitations. Always pay attention while driving and when using Super Cruise. Do not use a hand-held device. Visit <https://www.chevrolet.com/super-cruise> for compatible roads and full details. 15 The system wirelessly charges one compatible mobile device. Some phones have built-in wireless charging technology and others require a special adapter/back cover. To check for phone or other device compatibility, see [my.chevrolet.com/learn](https://my.chevrolet.com/learn) for details or consult your carrier.



envolve



# 2026 GMC SIERRA EV

## AVAILABLE MODELS

|           |             |
|-----------|-------------|
| Elevation | 3SB/3SC     |
| AT4       | 4SC/4SD     |
| Denali    | 5SB/5SC/5SD |

## EXTERIOR COLORS



NOTE: Exterior colors vary by trim level. See Order Guide for details.

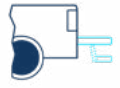
HIGHLIGHTS



GM-ESTIMATED  
**460 MILES**  
Of Range<sup>2</sup> with  
Available Max  
Range Battery



UP TO  
**12,500 LBS.**  
Max. Towing Capacity<sup>3</sup>



STANDARD  
**GMC  
MULTIPRO™**  
Tailgate

# KEY STANDARD FEATURES

Features based on Elevation model with 3SB equipment group.

## SAFETY + SECURITY

- Adaptive Cruise Control<sup>4</sup>
- Blind Zone Steering Assist<sup>4</sup>
- Buckle to Drive<sup>4</sup>
- Embedded OnStar® hardware, includes 8 years of OnStar Fleet Basics<sup>5</sup>
- Enhanced Automatic Emergency Braking<sup>4</sup>
- Enhanced Lane Keep Assist with Lane Departure Warning<sup>4</sup>
- Following Distance Indicator<sup>4</sup>
- Forward Collision Alert<sup>4</sup>
- Front and Rear Park Assist<sup>4</sup>
- Front Pedestrian and Bicyclist Braking<sup>4</sup>
- HD Surround Vision<sup>4</sup>
- IntelliBeam<sup>4</sup> auto high beam control
- Intersection Automatic Emergency Braking<sup>4</sup>
- Rear Cross Traffic Braking<sup>4</sup>

- Rear Pedestrian Alert<sup>4</sup>
- Reverse Automatic Braking<sup>4</sup>
- Safety Alert Seat<sup>4</sup>
- Side Bicyclist Alert<sup>4</sup>
- Traffic Sign Recognition<sup>4</sup>

## PERFORMANCE

- Battery system, Standard Range
- Drive system, Performance Dual Motor 4WD
- 4-wheel antilock disc brakes with regenerative Duralife™ brake rotors
- Level 2 (AC) charge rates up to 11.5 kW<sup>6</sup>
- 400-volt DC fast charging for public charging rates up to 220 kW<sup>7</sup>
- Dual Level Charge Cord, 120- and 240-volt capability<sup>8</sup>
- Electronic Precision Shift with Low selection for One-Pedal Driving<sup>9</sup> capability

## PRODUCTIVITY + DRIVE EXPERIENCE

- In-Vehicle Wi-Fi® Hotspot<sup>10</sup> capable
- 11-inch diagonal Driver Information Center
- eTrunk™, lit, lockable and weatherproof compartment with 120-volt outlet, cargo tie-downs and drain holes
- GMC MultiPro™ Tailgate with six load/access features
- Google built-in<sup>11</sup> infotainment experience with 16.8-inch diagonal Premium GMC Infotainment System
- Heated, manual-folding outside mirrors
- Keyless Open and Start
- LED cargo area lighting with switch on instrument panel
- LED Daytime Running Lamps, headlamps and taillamps
- Remote vehicle starter system with preconditioning
- Available SiriusXM® with 360L<sup>12</sup>
- Universal Home Remote
- USB charging-only port<sup>13</sup>
- USB ports<sup>13</sup> (2), Type-C
- Wireless device charging<sup>14</sup>

## KEY AVAILABLE FEATURES

Optional features and packages vary by trim level. See Order Guide for details.

- Battery system, Extended Range
- Battery system, Max Range
- 14-inch diagonal multicolor Head-Up Display<sup>4</sup>
- 800-volt DC fast charging for public charging rates up to 300 kW or 350 kW<sup>7</sup>
- Bed View Camera<sup>4</sup>
- Energy Transfer Pro with 7.2- or 10.2-kW split-phase, AC offboard power
- Enhanced Automatic Parking Assist<sup>4</sup>
- GMC MultiPro™ Midgate
- Level 2 (AC) charge rates up to 19.2 kW<sup>6</sup>
- ProGrade Trailering System<sup>15</sup>
- Rear Camera Mirror<sup>4</sup>
- Available Super Cruise®<sup>16</sup> hands-free driver assistance technology

1 Premium paint; additional charge. Magnus Gray Matte: Special care required for matte paint. See vehicle Owner's Manual for more details. 2 On a full charge based on development testing and/or analytical projection consistent with SAE J1634 revision 2017 – MCT. Range subject to change prior to production. Actual range may vary based on several factors, including ambient temperature, terrain, battery age and condition, loading, and how you use and maintain your vehicle. EPA estimates not yet available. 3 GM estimated. Requires Elevation or Denali with available Extended Range battery. Maximum trailering ratings are intended for comparison purposes only. Before you buy a vehicle or use it for trailering, carefully review the Trailering section of the Owner's Manual. The trailering capacity of your specific vehicle may vary. The weight of passengers, cargo and options or accessories may reduce the amount you can trailer. 4 Safety or driver assistance features are no substitute for the driver's responsibility to operate the vehicle in a safe manner. Read the vehicle Owner's Manual for important safety and driver assistance feature limitations and information. 5 Services subject to user terms and limitations. Certain services require working electrical system, cell reception and GPS signal. OnStar links to emergency services. See <https://www.gmenvolve.com/software/onstar> for details. 6 Actual charge times will vary based on battery starting state of charge, battery condition, output of charger, vehicle settings and outside temperature. See the vehicle Owner's Manual for additional limitations. 7 Requires public DC Fast Charger. Actual charge times will vary based on battery starting state of charge, battery condition, output of charger, vehicle settings and outside temperature. See the vehicle Owner's Manual for additional limitations. 8 May require a new outlet, sold separately, and professional installation. Actual charge times will vary based on battery condition, output of charger, vehicle settings and battery temperature. See the Owner's Manuals for your vehicle and charger for additional details and limitations. 9 Feature may be limited when the battery temperatures are extremely cold or hot or when battery is near full charge. Always use the brake pedal when you need to stop immediately. See the Owner's Manual for details. 10 Service varies with conditions and location. Requires active service plan. See [onstar.com](https://onstar.com) for details and limitations. Vehicle must be on or in the accessory position for Wi-Fi to function. 11 Google built-in services are subject to limitations and availability may vary by vehicle, infotainment system, and location. Select service plan required. Certain Google actions and functionality may require account linking. User terms and privacy statements apply. Google, Android Auto, Google Play and Google Maps are trademarks of Google LLC. 12 Some features, including streaming content and listening recommendations, require GM connected vehicle services. GM connected vehicle services vary by vehicle model and require an active service plan, working electrical system, cell reception and GPS signal. See [onstar.com](https://onstar.com) for details and limitations. 13 Not compatible with all devices. 14 The system wirelessly charges one compatible mobile device. Some phones have built-in wireless charging technology and others require a special adapter or back cover. To check for phone or other device compatibility, see [my.gmc.com/learn](https://my.gmc.com/learn) for details or consult your carrier. 15 Before you buy a vehicle or use it for trailering, carefully review the Trailering section of the Owner's Manual. The trailering capacity of your specific vehicle may vary. The weight of passengers, cargo and options or accessories may reduce the amount you can trailer. 16 OnStar services vary by vehicle model and require an active service plan, working electrical system, cell reception and GPS signal. Does not include security services; Super Cruise vehicles are connected to emergency services. See [onstar.com](https://onstar.com) for details and limitations. Always pay attention while driving and when using Super Cruise. Do not use a hand-held device. Visit <https://www.gmc.com/connectivity-technology/super-cruise> for compatible roads and full details.






# 2026 GMC HUMMER EV PICKUP

## AVAILABLE MODELS

|                                |     |
|--------------------------------|-----|
| 2 <sup>x</sup> Dual Motor e4WD | 1SC |
| 3 <sup>x</sup> Tri-Motor e4WD  | 1SD |

## EXTERIOR COLORS



NOTE: Exterior colors vary by trim level. See Order Guide for details.

# HIGHLIGHTS



GM-ESTIMATED  
**363 MILES**  
Of Range<sup>2</sup> for  
HUMMER EV 3<sup>x</sup>



AVAILABLE  
**13,000 LB.-FT.**  
GM-Estimated Torque



STANDARD  
**ENERGY  
TRANSFER  
PRO**

# KEY STANDARD FEATURES

Features based on 2<sup>x</sup> Dual Motor e4WD model with 1SC equipment group.

## SAFETY + SECURITY

- Adaptive Cruise Control<sup>3</sup>
- Embedded OnStar<sup>®</sup> hardware, includes 8 years of OnStar Fleet Basics<sup>4</sup>
- Enhanced Automatic Emergency Braking<sup>3</sup>
- Enhanced Automatic Parking Assist<sup>3</sup>
- Following Distance Indicator<sup>3</sup>
- Forward Collision Alert<sup>3</sup>
- Front Pedestrian Braking<sup>3</sup>
- HD Surround Vision<sup>3</sup> with Trailer View Camera Provision
- IntelliBeam<sup>3</sup> auto high beam control
- Lane Keep Assist with Lane Departure Warning<sup>3</sup>
- Rear Camera Mirror<sup>3</sup>
- Rear Cross Traffic Alert<sup>3</sup>
- Rear Pedestrian Alert<sup>3</sup>
- Reverse Automatic Braking<sup>3</sup>
- Safety Alert Seat<sup>3</sup>

- Trailer Side Blind Zone Alert<sup>3</sup>
- UltraVision<sup>5</sup> underbody cameras, up to 18 available views
- PERFORMANCE**
- Drive system, Performance Dual Motor e4WD
- Level 2 (AC) charge rates up to 19.2 kW<sup>6</sup>
- 800-volt DC fast charging for public charging rates up to 300 kW<sup>7</sup>
- Continuous Damping Adaptive Ride Control
- Dual Level Charge Cord, 120- and 240-volt capability<sup>8</sup>
- Electronic Precision Shift with Low selection for One-Pedal Driving<sup>9</sup> capability

## PRODUCTIVITY + DRIVE EXPERIENCE

- 11-inch diagonal reconfigurable Driver Information Center
- 12-way power, heated and ventilated, premium front seats
- 120-volt power outlet (2) (1 bed-mounted, 1 console-mounted)
- All-weather durable rubber-over-vinyl flooring
- Cargo tie-downs (8), fixed, rated at 500 lbs.

- Energy Transfer Pro, 19.2-kW high-voltage with vehicle-to-load, vehicle-to-vehicle and vehicle-to-home power capability (requires additional equipment)
- eTrunk<sup>™</sup>, lit compartment with Infinity Roof Sky Panel storage capability, cargo tie-downs (4 rated at 110 lbs.) and 12-volt power outlet
- GMC MultiPro<sup>™</sup> Tailgate with six load/access features
- Google built-in<sup>10</sup> infotainment experience with 13.4-inch diagonal color touch-screen
- Heated outboard rear seats and steering wheel
- Heated, power-adjustable outside mirrors
- Infinity Roof with removable opaque Sky Panels, includes 4 storage bags and removable front I-Bar
- Keyless Open and Start
- Power Hood
- Power Rear Drop Glass
- ProGrade Trailering System, includes Hitch Guidance<sup>3</sup> with Hitch View<sup>3</sup>, Trailer Camera Views<sup>5</sup> and Cargo Bed Camera Views<sup>5</sup>

- Rear Seat with Storage Package
- Remote vehicle starter system with preconditioning
- Available SiriusXM<sup>®</sup> with 360L<sup>11</sup>
- Spray-on bedliner<sup>12</sup>
- Available Super Cruise<sup>®13</sup> hands-free driver assistance technology
- In-Vehicle Wi-Fi<sup>®</sup> Hotspot<sup>14</sup> capable
- Wireless device charging<sup>15</sup>

## KEY AVAILABLE FEATURES

Optional features and packages vary by trim level. See Order Guide for details.

- Drive System, Performance Tri-Motor e4WD (1 front, 2 rear)
- 800-volt DC fast charging for public charging rates up to 350 kW<sup>7</sup>
- Extreme Off-Road Package (late availability)
- Full underbody skid plates (late availability)
- Infinity Roof with removable transparent Sky Panels
- Watts to Freedom<sup>16</sup> launch experience

1 Premium paint; additional charge. Auburn Matte and Magnus Gray Matte: Special care required for matte paint. See vehicle Owner's Manual for more details. 2 Requires 3<sup>x</sup> without Extreme Off-Road Package and available 24-module battery pack. On a full charge based on development testing and/or analytical projection consistent with SAE J1634 revision 2017 – MCT. Range subject to change prior to production. Actual range may vary based on several factors, including ambient temperature, terrain, battery age and condition, loading, and how you use and maintain your vehicle. 3 Safety or driver assistance features are no substitute for the driver's responsibility to operate the vehicle in a safe manner. Read the vehicle Owner's Manual for important safety and driver assistance feature limitations and information. 4 Services subject to user terms and limitations. Certain services require working electrical system, cell reception and GPS signal. OnStar links to emergency services. See <https://www.gmenvolve.com/software/onstar> for details. 5 Safety or driver assistance features are no substitute for the driver's responsibility to operate the vehicle in a safe manner. Read the vehicle Owner's Manual for important feature limitations and information. Some camera views require available accessory camera and installation. Not compatible with all trailers. See your dealer for details. 6 Actual charge times will vary based on battery starting state of charge, battery condition, output of charger, vehicle settings and outside temperature. See the vehicle Owner's Manual for additional limitations. 7 Requires public DC Fast Charger. Actual charge times will vary based on battery starting state of charge, battery condition, output of charger, vehicle settings and outside temperature. See the vehicle Owner's Manual for additional limitations. 8 May require a new outlet, sold separately, and professional installation. Actual charge times will vary based on battery condition, output of charger, vehicle settings and battery temperature. See the Owner's Manuals for your vehicle and charger for additional details and limitations. 9 Feature may be limited when the battery temperatures are extremely cold or hot or when battery is near full charge. Always use the brake pedal when you need to stop immediately. See Owner's Manual for details. 10 Google built-in services are subject to limitations and availability may vary by vehicle, infotainment system, and location. Select service plan required. Certain Google actions and functionality may require account linking. User terms and privacy statements apply. Google, Android Auto, Google Play and Google Maps are trademarks of Google LLC. 11 Some features, including streaming content and listening recommendations, require GM connected vehicle services. GM connected vehicle services vary by vehicle model and require an active service plan, working electrical system, cell reception and GPS signal. See [onstar.com](https://onstar.com) for details and limitations. 12 Does not include spray-on liner on tailgate due to Black composite inner panel. 13 OnStar services vary by vehicle model and require an active service plan, working electrical system, cell reception and GPS signal. Does not include security services; Super Cruise vehicles are connected to emergency services. See [onstar.com](https://onstar.com) for details and limitations. Always pay attention while driving and when using Super Cruise. Do not use a hand-held device. Visit <https://www.gmc.com/connectivity-technology/super-cruise> for compatible roads and full details. 14 Service varies with conditions and location. Requires active service plan. See [onstar.com](https://onstar.com) for details and limitations. Vehicle must be on or in the accessory position for Wi-Fi to function. 15 The system wirelessly charges one compatible mobile device. Some phones have built-in wireless charging technology and others require a special adapter or back cover. To check for phone or other device compatibility, see [my.gmc.com/learn](https://my.gmc.com/learn) for details or consult your carrier. 16 Watts to Freedom is intended for use only on a closed course and should not be used on public roads. Read the vehicle Owner's Manual for important feature limitations and information.





# 2026 CHEVROLET BRIGHTDROP 400/600

## AVAILABLE MODELS

|                                      |         |
|--------------------------------------|---------|
| BrightDrop 400 FWD or Dual Motor AWD | EJZ/EJY |
| BrightDrop 600 FWD or Dual Motor AWD | EJZ/EJY |

## EXTERIOR COLORS



Oyster  
White

2026 Chevrolet BrightDrop 600 and 2026 Chevrolet BrightDrop 400 shown.

# HIGHLIGHTS



GM-ESTIMATED  
**286 MILES**  
Of Range<sup>1</sup> on 600 AWD  
with Optional Max Range  
Battery Pack



AVAILABLE  
**OFFBOARD  
POWER**  
7.2-kW Split-Phase,  
AC Power, Includes  
11.5-kW High-Voltage  
Charging Module



UP TO  
**614.7 CU. FT.**  
Max. Cargo Volume<sup>2</sup>  
with BrightDrop 600

# KEY STANDARD FEATURES

Features based on BrightDrop 400/600 models with EJZ/EJY equipment group.

## SAFETY + SECURITY

- Adaptive Cruise Control<sup>3</sup>
- Blind Zone Steering Assist<sup>3</sup>
- Buckle to Drive<sup>3</sup>
- Embedded OnStar<sup>®</sup> hardware, includes 8 years of OnStar Fleet Basics<sup>4</sup>
- Enhanced Automatic Emergency Braking<sup>3</sup>
- Following Distance Indicator<sup>3</sup>
- Forward Collision Alert<sup>3</sup>
- Front and Rear Park Assist<sup>3</sup>
- Front Pedestrian and Bicyclist Braking<sup>3</sup>
- HD Surround Vision<sup>3</sup>
- IntelliBeam<sup>3</sup> auto high beam control
- Intersection Automatic Emergency Braking<sup>3</sup>
- Lane Keep Assist with Lane Departure Warning<sup>3</sup>
- Rear Cross Traffic Braking<sup>3</sup>
- Reverse Automatic Braking<sup>3</sup>
- Safety Alert Seat<sup>3</sup>
- Speed Limit Assist<sup>3</sup>

- StabiliTrak<sup>®</sup> Electronic Stability Control System with Traction Control and Hill Start Assist
- Step Bumper View<sup>3</sup>
- Tire Pressure Monitoring System (excludes spare tire) with Tire Fill Alert and Tire Leak Detection
- Traffic Sign Recognition<sup>3</sup>

## PERFORMANCE

- Battery system, Standard Range (GM-estimated range: up to 172 miles<sup>1</sup> [400 models]; up to 170 miles<sup>1</sup> [600 FWD]; up to 176 miles<sup>1</sup> [600 AWD])
- Drive system, FWD, 1 motor (electric drive unit) (233 hp/300 lb.-ft. of torque) or Dual Motor AWD (300 hp/390 lb.-ft. of torque)
- 12-volt battery with rundown protection, 800 cold-cranking amps with 80 amp-hour rating
- Level 2 (AC) charge rates up to 19.2 kW<sup>5</sup>
- 400-volt DC fast charging for charging rates up to 120 kW<sup>6</sup>
- Auto Vehicle Hold
- Electronic Precision Shift
- One-Pedal Driving<sup>7</sup> capability

## PRODUCTIVITY + DRIVE EXPERIENCE

- In-Vehicle Wi-Fi<sup>®</sup> Hotspot<sup>8</sup> capable
- 11-inch diagonal Driver Information Center
- 12-volt auxiliary power outlet
- 110-volt power outlets (2)
- All-weather, front cabin area floor covering
- Automatic climate control
- Cargo tie-downs (up to 6 with 400 models, 8 with 600 models)
- Delivery Mode, automates repetitive tasks for the driver to speed package delivery
- Google built-in<sup>9</sup> infotainment experience with 11.3-inch diagonal advanced color LCD display
- Heated driver-seat cushion and seatback
- Heated, power-adjustable outside mirrors with puddle lamps
- Heated steering wheel
- LED headlamps, taillamps, Daytime Running Lamps and turn signal indicators
- Passenger jump seat
- Push Button Start
- Rainsense<sup>™</sup> front wipers
- Rear step bumper
- Remote Keyless Entry<sup>10</sup>

- Remote Start
- Roll-up rear cargo door
- Storage bins (upper instrument panel on driver side, upper instrument panel on curbside, lower floor area on curbside)
- Upfitter<sup>11</sup> wiring provisions
- USB ports<sup>12</sup>, Type-A (1) and Type-C (1), located within the instrument panel

## KEY AVAILABLE FEATURES

Optional features and packages vary by trim level. See Order Guide for details.

- Battery system, Extended Range (GM-estimated range up to 196 miles<sup>1</sup> [400 FWD]; up to 199 miles<sup>1</sup> [400 AWD]; up to 197 miles<sup>1</sup> [600 FWD]; up to 204 miles<sup>1</sup> [600 AWD])
- Battery system, Max Range (GM-estimated range up to 285 miles<sup>1</sup> [400 model]; up to 286 miles<sup>1</sup> [600 model]) (AWD only)
- Black-painted steel wheels
- Offboard Power, 7.2-kW split-phase, AC power, includes 11.5-kW high-voltage charging module
- Power open/close bulkhead and passenger doors
- Spare tire with jack and tools
- Universal Vehicle Module

1 On a full charge based on development testing and/or analytical projection consistent with SAE J1634 revision 2017 – MCT. Range subject to change prior to production. Actual range may vary based on several factors, including ambient temperature, terrain, battery age and condition, loading, and how you use and maintain your vehicle. EPA estimates not yet available. 2 Cargo and load capacity limited by weight and distribution. 3 Safety or driver assistance features are no substitute for the driver's responsibility to operate the vehicle in a safe manner. Read the vehicle Owner's Manual for important safety and driver assistance feature limitations and information. 4 Services subject to user terms and limitations. Certain services require working electrical system, cell reception and GPS signal. OnStar links to emergency services. See <https://www.gmenvolve.com/software/onstar> for details. Availability subject to change. 5 Replaced with rates up to 11.5 kW when equipped with available power offboarding. Actual charge times will vary based on battery starting state of charge, battery condition, output of charger, vehicle settings and outside temperature. See the vehicle Owner's Manual for additional limitations. 6 Requires public DC Fast Charger. Actual charge times will vary based on battery starting state of charge, battery condition, output of charger, vehicle settings and outside temperature. See the vehicle Owner's Manual for additional limitations. 7 Feature may be limited when the battery temperatures are extremely cold or hot or when battery is near full charge. Always use the brake pedal when you need to stop immediately. See Owner's Manual for details. 8 Service varies with conditions and location. Requires active service plan. See [onstar.com](https://onstar.com) for details and limitations. Vehicle must be on or in the accessory position for Wi-Fi to function. 9 Google built-in services are subject to limitations and availability may vary by vehicle, infotainment system, and location. Select service plan required. Certain Google actions and functionality may require account linking. User terms and privacy statements apply. Google, Android Auto, Google Play and Google Maps are trademarks of Google LLC. 10 Requires active service plan. Lock/unlock feature requires automatic locks. Remote start requires GM factory-installed and enabled remote start system. See [onstar.com](https://onstar.com) for details and limitations. 11 Upfits from an independent supplier are not covered by the GM New Vehicle Limited Warranty. GM is not responsible for the safety and quality of independent supplier alterations. 12 Not compatible with all devices.



envolve





2026 Cadillac CT4 Sport shown.

# CARS



CLICK VEHICLE NAME BELOW TO SEE DIMENSIONS + CAPACITIES



2026 Cadillac CT4 Luxury shown.

## 2026 CADILLAC CT4

View Full Details

|                                |                   |
|--------------------------------|-------------------|
| Overall length                 | 187.2 in.         |
| Overall width (w/o mirrors)    | 71.4 in.          |
| Overall height                 | 56 in.            |
| Max. seating capacity          | 5                 |
| Head room (front/rear)         | 38.3 in./36.5 in. |
| Shoulder room (front/rear)     | 55.2 in./53.9 in. |
| Leg room (front/rear)          | 42.4 in./33.4 in. |
| Max. trunk volume <sup>1</sup> | 10.7 cu. ft.      |

<sup>1</sup> Cargo and load capacity limited by weight and distribution.



CLICK VEHICLE NAME BELOW TO SEE DIMENSIONS + CAPACITIES



2025 Cadillac CT5 Premium Luxury shown.

## 2026 CADILLAC CT5

View Full Details

|                                |                   |
|--------------------------------|-------------------|
| Overall length                 | 193.8 in.         |
| Overall width (w/o mirrors)    | 74.1 in.          |
| Overall height                 | 57.2 in.          |
| Max. seating capacity          | 5                 |
| Head room (front/rear)         | 39 in./36.6 in.   |
| Shoulder room (front/rear)     | 56.7 in./55.7 in. |
| Leg room (front/rear)          | 42.4 in./37.9 in. |
| Max. trunk volume <sup>1</sup> | 11.9 cu. ft.      |

<sup>1</sup> Cargo and load capacity limited by weight and distribution.



CLICK VEHICLE NAME BELOW TO SEE DIMENSIONS + CAPACITIES



2026 Chevrolet Corvette Z06 3LZ shown.

## 2026 CHEVROLET CORVETTE

View Full Details

|                                |  |
|--------------------------------|--|
| Overall length                 | 182.3 in. (Stingray)<br>184.5 in. (Z06)<br>186.7 in. (ZR1) |
| Overall width (w/o mirrors)    | 76.1 in. (Stingray)<br>79.7 in. (Z06/ZR1)                  |
| Overall height                 | 48.6 in.   |
| Max. seating capacity          | 2  |
| Head room (front)              | 37.9 in.   |
| Shoulder room (front)          | 54.4 in.   |
| Leg room (front)               | 42.8 in.   |
| Max. trunk volume <sup>1</sup> | 12.6 cu. ft. (Stingray/Z06)<br>9.1 cu. ft. (ZR1)           |

<sup>1</sup> Cargo and load capacity limited by weight and distribution.



envolve



CLICK VEHICLE NAME BELOW TO SEE DIMENSIONS + CAPACITIES



2025 Chevrolet Corvette E-Ray 1LZ shown.

## 2026 CHEVROLET CORVETTE E-RAY

View Full Details

|                                |              |
|--------------------------------|--------------|
| Overall length                 | 184.5 in.    |
| Overall width (w/o mirrors)    | 79.7 in.     |
| Overall height                 | 48.6 in.     |
| Max. seating capacity          | 2            |
| Head room (front)              | 37.9 in.     |
| Shoulder room (front)          | 54.4 in.     |
| Leg room (front)               | 42.8 in.     |
| Max. trunk volume <sup>1</sup> | 12.5 cu. ft. |

<sup>1</sup> Cargo and load capacity limited by weight and distribution.



envolve



# 2026 CADILLAC CT4

## AVAILABLE MODELS

|                           |     |
|---------------------------|-----|
| Luxury RWD or AWD         | 1SB |
| Premium Luxury RWD or AWD | 1SD |
| Sport RWD or AWD          | 1SE |

## EXTERIOR COLORS

 Argent Silver Metallic<sup>1</sup>

 Black Raven

 Coastal Blue Metallic<sup>1</sup>

 Cyber Yellow Metallic<sup>1</sup>

 Deep Space Metallic<sup>1</sup>

 Midnight Sky Metallic<sup>1</sup>

 Radiant Red Tintcoat<sup>1</sup>

 Summit White

 Typhoon Metallic<sup>1</sup>

 Vibrant White Tricoat<sup>1</sup>

2026 Cadillac CT4 Luxury shown.

NOTE: Exterior colors vary by trim level. See Order Guide for details.

# HIGHLIGHTS



AVAILABLE  
**12-INCH**  
Diagonal HD Color DIC



AVAILABLE  
**HUD**  
Color Head-Up Display<sup>2</sup>



AVAILABLE  
**SUPER CRUISE<sup>®3</sup>**  
Hands-Free Driver Assistance Technology

# KEY STANDARD FEATURES

Features based on Luxury RWD model with 1SB equipment group.

## SAFETY + SECURITY

- Automatic Emergency Braking<sup>2</sup>
- Buckle to Drive<sup>2</sup>
- Embedded OnStar<sup>®</sup> hardware, includes 8 years of OnStar Fleet Basics<sup>4</sup> and 3 years of OnStar One Fleet<sup>5</sup>
- Following Distance Indicator<sup>2</sup>
- Forward Collision Alert<sup>2</sup>
- Front Pedestrian Braking<sup>2</sup>
- HD Rear Vision Camera<sup>2</sup>
- IntelliBeam<sup>2</sup> auto high beam control
- Lane Change Alert with Side Blind Zone Alert<sup>2</sup>
- Lane Keep Assist with Lane Departure Warning<sup>2</sup>
- Rear Cross Traffic Alert<sup>2</sup>
- Rear Park Assist<sup>2</sup>
- Safety Alert Seat<sup>2</sup>

## PERFORMANCE

- 2.0L Turbo engine (237 hp/258 lb.-ft. of torque) with 8-speed automatic transmission
- Driver Mode Selector
- Rear-wheel drive
- PRODUCTIVITY + DRIVE EXPERIENCE**
- 8-speaker premium audio system
- 12-volt power outlets (1 front, 1 rear)
- Adaptive Remote Start
- Cadillac user experience<sup>6</sup> with 8-inch diagonal HD color touch-screen
- Dual-display reconfigurable color digital Driver Information Center
- Dual-zone automatic climate control with humidity sensor
- Front bucket seats with 12-way driver and 8-way front passenger adjustments
- Heated front seats

- Heated, leather-wrapped steering wheel with mounted controls for audio, phone and cruise control<sup>3</sup>
- Heated, power-adjustable outside mirrors with integrated turn signals indicators
- Keyless Access and Keyless Start
- Available SiriusXM<sup>®</sup> with 360L<sup>7</sup>
- Split-folding rear seat
- USB ports<sup>8</sup> (2)
- In-Vehicle Wi-Fi<sup>®</sup> Hotspot<sup>9</sup> capable
- Wireless Apple CarPlay<sup>®10</sup> and Android Auto<sup>™11</sup> capable
- Wireless device charging<sup>12</sup>

## KEY AVAILABLE FEATURES

Optional features and packages vary by trim level. See Order Guide for details.

- 2.7L Turbo engine (310 hp/350 lb.-ft. of torque) with 10-speed automatic transmission and Electronic Precision Shift
- 12-inch diagonal HD color reconfigurable Driver Information Center
- Adaptive Cruise Control<sup>2</sup>

- All-wheel drive
- Auto-dimming inside rearview mirror
- Bose<sup>®</sup> 14-speaker premium surround sound audio system
- Brembo<sup>®</sup> V Performance front 4-wheel antilock disc brakes with choice of red or blue front and rear calipers (Sport only)
- Enhanced Automatic Emergency Braking<sup>2</sup>
- Front and Rear Park Assist<sup>3</sup>
- Front bucket seats with 14- or 18-way adjustments
- HD Surround Vision<sup>2</sup> with recorder
- Head-Up Display<sup>3</sup>
- Odor and fine dust air filter
- Power sunroof
- Rainsense<sup>™</sup> front wipers
- Reverse Automatic Braking<sup>2</sup>
- Available Super Cruise<sup>®3</sup> hands-free driver assistance technology
- Ventilated front seats

1 Premium paint; additional charge. 2 Safety or driver assistance features are no substitute for the driver's responsibility to operate the vehicle in a safe manner. Read the vehicle Owner's Manual for important safety and driver assistance feature limitations and information. 3 OnStar services vary by vehicle model and require an active service plan, working electrical system, cell reception and GPS signal. Does not include security services; Super Cruise vehicles are connected to emergency services. See onstar.com for details and limitations. Always pay attention while driving and when using Super Cruise. Do not use a hand-held device. Visit <https://www.cadillac.com/technology/super-cruise> for compatible roads and full details. 4 Services subject to user terms and limitations. Certain services require working electrical system, cell reception and GPS signal. OnStar links to emergency services. See <https://www.gmenvolve.com/software/onstar> for details. 5 Services subject to user terms and limitations. Certain services require working electrical system, cell reception and GPS signal. OnStar links to emergency services. See <https://www.gmenvolve.com/software/onstar> for details. Availability subject to change. 6 Functionality varies by model. Full functionality requires compatible Bluetooth and smartphone. Some devices require USB connectivity. 7 Some features, including streaming content and listening recommendations, require GM connected vehicle services. GM connected vehicle services vary by vehicle model and require an active service plan, working electrical system, cell reception and GPS signal. See onstar.com for details and limitations. 8 Not compatible with all devices. 9 Service varies with conditions and location. Requires active service plan. See onstar.com for details and limitations. Vehicle must be on or in the accessory position for Wi-Fi to function. 10 Vehicle user interface is a product of Apple<sup>®</sup> and its terms and privacy statements apply. Requires compatible iPhone<sup>®</sup> and data plan rates apply. Apple CarPlay<sup>®</sup>, Siri<sup>®</sup>, iPhone<sup>®</sup> and Apple Music<sup>®</sup> are trademarks of Apple, Inc., registered in the U.S. and other countries. 11 Vehicle user interface is a product of Google, and its terms and privacy statements apply. Requires the Android Auto app on Google Play and a compatible Android<sup>™</sup> smartphone. Data plan rates apply. You can check which smartphones are compatible at [g.co/androidauto/requirements](https://g.co/androidauto/requirements). Android and Android Auto are trademarks of Google LLC. Wireless use of Android Auto requires a compatible Android 11.0+ phone and compatible active data plan. Check [g.co/androidauto/requirements](https://g.co/androidauto/requirements) for compatibility. 12 The system wirelessly charges one compatible mobile device. Some phones have built-in wireless charging technology and others require a special adapter/back cover. To check for phone or other device compatibility, see [my.cadillac.com/learn](https://my.cadillac.com/learn) for details or consult your carrier.







  
envolve



# 2026 CADILLAC CT5

## AVAILABLE MODELS

|                           |     |
|---------------------------|-----|
| Premium Luxury RWD or AWD | 1SD |
| Sport RWD or AWD          | 1SE |

## EXTERIOR COLORS

 Argent Silver Metallic<sup>1</sup>

 Black Raven

 Coastal Blue Metallic<sup>1</sup>

 Cyber Yellow Metallic<sup>1</sup>

 Deep Space Metallic<sup>1</sup>

 Midnight Sky Metallic<sup>1</sup>

 Radiant Red Tintcoat<sup>1</sup>

 Summit White

 Typhoon Metallic<sup>1</sup>

 Vibrant White Tricoat<sup>1</sup>

NOTE: Exterior colors vary by trim level. See Order Guide for details.

2025 Cadillac CT5 Premium Luxury shown.

# HIGHLIGHTS



STANDARD  
**33-INCH**  
Diagonal LED  
Color Display



AVAILABLE  
**ULTRAVIEW®**  
Power Sunroof



AVAILABLE  
**SUPER CRUISE®<sup>2</sup>**  
Hands-Free Driver  
Assistance Technology

# KEY STANDARD FEATURES

Features based on Premium Luxury RWD model with 1SD equipment group.

## SAFETY + SECURITY

- Adaptive Cruise Control<sup>3</sup>
- Blind Zone Steering Assist<sup>3</sup>
- Buckle to Drive<sup>3</sup>
- Embedded OnStar® hardware, includes 8 years of OnStar Fleet Basics<sup>4</sup> and 3 years of OnStar One Fleet<sup>5</sup>
- Enhanced Automatic Emergency Braking<sup>3</sup>
- Forward Collision Alert<sup>3</sup>
- Front Pedestrian and Bicyclist Braking<sup>3</sup>
- HD Rear Vision Camera<sup>3</sup>
- IntelliBeam<sup>3</sup> auto high beam control
- Intersection Automatic Emergency Braking<sup>3</sup>
- Rear Cross Traffic Braking<sup>3</sup>
- Rear Pedestrian Alert<sup>3</sup>
- Reverse Automatic Braking<sup>3</sup>
- Safety Alert Seat<sup>3</sup>
- Side Bicyclist Alert<sup>3</sup>

- Tire Pressure Monitoring System
- Traffic Sign Recognition<sup>3</sup>
- PERFORMANCE**
- 2.0L Twin-Scroll Turbo engine (237 hp/258 lb.-ft. of torque)
- 10-speed automatic transmission
- Driver Mode Selector
- PRODUCTIVITY + DRIVE EXPERIENCE**
- In-Vehicle Wi-Fi® Hotspot<sup>6</sup> capable
- 12-volt power outlets (1 front, 1 rear)
- 16-way power, heated and ventilated front bucket seats with power lumbar massage
- 33-inch diagonal advanced color LED Display with Google built-in<sup>7</sup> infotainment experience
- Adaptive Remote Start
- AKG Premium Audio 15-speaker system
- All-season, self-sealing tires
- Carpeted floor mats, front and rear

- Dual-zone automatic climate control
- Heated, manual-folding, auto-dimming driver and passenger mirrors
- Heated steering wheel with Alloy paddle shifters
- Keyless Access and Keyless Start
- Power tilt/telescoping steering column
- Rainsense™ front wipers
- Rear Seat Reminder<sup>8</sup>
- SD Card Reader
- Available SiriusXM® with 360L<sup>9</sup>
- Split-folding rear seat
- Available Super Cruise®<sup>2</sup> hands-free driver assistance technology for compatible roads
- Universal Home Remote
- USB ports<sup>10</sup> (3)
- Wireless Apple CarPlay®<sup>11</sup> and Android Auto™<sup>12</sup> capable
- Wireless device charging<sup>13</sup>

## KEY AVAILABLE FEATURES

- Optional features and packages vary by trim level. See Order Guide for details.
- 3.0L Twin Turbo V6 engine (335 hp/405 lb.-ft. of torque)
- 18-way adjustable front seats
- Adaptive Forward Lighting
- All-wheel drive
- Brembo® V Performance front brakes
- Enhanced Automatic Parking Assist<sup>3</sup>
- Hands-Free Decklid Release with Cadillac Crest projection light
- HD Surround Vision<sup>3</sup>
- Head-Up Display<sup>3</sup>
- Power-folding outside mirrors
- Rear Camera Mirror<sup>3</sup>
- UltraView® dual-pane, power sunroof

1 Premium paint; additional charge. 2 OnStar services vary by vehicle model and require an active service plan, working electrical system, cell reception and GPS signal. Does not include security services; Super Cruise vehicles are connected to emergency services. See onstar.com for details and limitations. Always pay attention while driving and when using Super Cruise. Do not use a hand-held device. Visit <https://www.cadillac.com/technology/super-cruise> for compatible roads and full details. 3 Safety or driver assistance features are no substitute for the driver's responsibility to operate the vehicle in a safe manner. Read the vehicle Owner's Manual for important safety and driver assistance feature limitations and information. 4 Services subject to user terms and limitations. Certain services require working electrical system, cell reception, and GPS signal. OnStar links to emergency services. See <https://www.gmenvolve.com/software/onstar> for details. Availability subject to change. 6 Service varies with conditions and location. Requires active service plan. See onstar.com for details and limitations. Vehicle must be on or in the accessory position for Wi-Fi to function. 7 Google built-in services are subject to limitations and availability may vary by vehicle, infotainment system, and location. Select service plan required. Certain Google actions and functionality may require account linking. User terms and privacy statements apply. Google, Android Auto, Google Play and Google Maps are trademarks of Google LLC. 8 Does not detect people or items. Always check rear seat before exiting vehicle. 9 Some features, including streaming content and listening recommendations, require GM connected vehicle services. GM connected vehicle services vary by vehicle model and require an active service plan, working electrical system, cell reception and GPS signal. See onstar.com for details and limitations. 10 Not compatible with all devices. 11 Vehicle user interface is a product of Apple® and its terms and privacy statements apply. Requires compatible iPhone® and data plan rates apply. Apple CarPlay®, Siri®, iPhone® and Apple Music® are trademarks of Apple, Inc., registered in the U.S. and other countries. 12 Vehicle user interface is a product of Google, and its terms and privacy statements apply. Requires the Android Auto app on Google Play and a compatible Android™ smartphone. Data plan rates apply. You can check which smartphones are compatible at [g.co/androidauto/requirements](https://g.co/androidauto/requirements). Android and Android Auto are trademarks of Google LLC. Wireless use of Android Auto requires a compatible Android 11.0+ phone and compatible active data plan. Check [g.co/androidauto/requirements](https://g.co/androidauto/requirements) for compatibility. 13 The system wirelessly charges one compatible mobile device. Some phones have built-in wireless charging technology and others require a special adapter/back cover. To check for phone or other device compatibility, see [my.cadillac.com/learn](https://my.cadillac.com/learn) for details or consult your carrier.







  
envolve



# 2026 CHEVROLET CORVETTE

## AVAILABLE MODELS

|                               |             |
|-------------------------------|-------------|
| Stingray Coupe or Convertible | 1LT/2LT/3LT |
| Z06 Coupe or Convertible      | 1LZ/2LZ/3LZ |
| ZR1 Coupe or Convertible      | 1LZ/3LZ     |

## EXTERIOR COLORS

 Arctic White

 Black

 Blade Silver Metallic

 Competition Yellow Tintcoat Metallic¹

 Hysteria Purple Metallic

 Red Mist Metallic Tintcoat¹

 Riptide Blue Metallic

 Roswell Green Metallic¹

 Sebring Orange Tintcoat¹

 Torch Red

2026 Chevrolet Corvette Z06 3LZ shown.

NOTE: Exterior colors vary by trim level. See Order Guide for details.

# HIGHLIGHTS



**Z51**  
Available Performance Package on Stingray Models



UP TO  
**495 HP**  
Max. Available Horsepower with Stingray Models



STANDARD  
**8-SPEED**  
Dual-Clutch Transmission



envolve

# KEY STANDARD FEATURES

Features based on Stingray model with 1LT equipment group.

## SAFETY + SECURITY

- Automatic Emergency Braking²
- Embedded OnStar® hardware, includes 8 years of OnStar Fleet Basics³
- Forward Collision Alert²
- Front Pedestrian and Bicyclist Braking²
- HD Rear Vision Camera²
- IntelliBeam² auto high beam control
- Lane Keep Assist with Lane Departure Warning²
- Rear Camera Mirror²
- Rear Park Assist²

## PERFORMANCE

- 6.2L LT2 V8 engine (490 hp/465 lb.-ft. of torque) (Stingray models)
- 4-wheel antilock disc brakes
- 8-speed dual-clutch transmission, includes manual and auto modes
- Active handling stability control
- All-speed Traction Control

## PRODUCTIVITY + DRIVE EXPERIENCE

- 8-way power seats
- 14-inch diagonal cluster with driver information display
- Body-color roof panel, removable (Coupe only)
- Bose® premium 10-speaker system
- Carbon Flash Exterior Badge Package
- Dual-zone automatic climate control
- Floor console with auxiliary power outlet, 3 USB ports⁴, passenger grab handle and lockable storage
- Google built-in⁵ infotainment experience with 12.7-inch diagonal HD color display
- Heated, power-adjustable outside mirrors with integrated turn signal indicators
- Keyless Open and Start
- Leather-wrapped steering wheel with mounted controls
- LED headlamps
- Power tilt/telescoping steering column
- Remote Start
- Retractable, power-folding hardtop (Convertible only)

- Available SiriusXM® with 360L⁶
- In-Vehicle Wi-Fi® Hotspot⁷ capable
- Wireless Apple CarPlay®⁸ and Android Auto™⁹ capable
- Wireless device charging¹⁰, located on center console

## KEY AVAILABLE FEATURES

Optional features and packages vary by trim level. See Order Guide for details.

- 5.5L LT6 DOHC mid-engine with flat-plane crankshaft (670 hp/460 lb.-ft. of torque) (Z06 models)
- 5.5L LT7 DOHC V8 Twin-Turbo engine with flat-plane crankshaft (1,064 hp/828 lb.-ft. of torque) (ZR1 models)
- Black exhaust tips
- Bose® Performance Series Sound System with 14 speakers
- Brake caliper colors
- Color Head-Up Display² with three modes
- Competition Sport bucket seats
- Corvette Museum Delivery
- Custom leather-appointed stitching
- Custom Leather-Wrapped Interior Package

- Front lift adjustable height with memory, includes automatic headlamp leveling system
- HD Curb View Camera²
- Heated steering wheel
- Low-profile rear spoiler and front splitter
- Magnetic Selective Ride Control™ (with or without Z51)
- Memory Driver and Passenger Convenience Package
- Performance Data Recorder and video recorder
- Performance exhaust, offers an estimated 5 hp and torque increase (Stingray only)
- Rear Cross Traffic Alert²
- Side Blind Zone Alert²
- Stealth Interior Trim Package
- Sueded Microfiber-Wrapped Upper Interior Trim Package
- Wireless device charging¹⁰, located on center console and between seatbacks

1 Premium paint; additional charge. 2 Safety or driver assistance features are no substitute for the driver's responsibility to operate the vehicle in a safe manner. Read the vehicle Owner's Manual for important safety and driver assistance feature limitations and information. 3 Services subject to user terms and limitations. Certain services require working electrical system, cell reception and GPS signal. OnStar links to emergency services. See <https://www.gmenvolve.com/software/onstar> for details. 4 Not compatible with all devices. 5 Google built-in services are subject to limitations and availability may vary by vehicle, infotainment system, and location. Select service plan required. Certain Google actions and functionality may require account linking. User terms and privacy statements apply. Google, Android Auto, Google Play and Google Maps are trademarks of Google LLC. 6 Some features, including streaming content and listening recommendations, require GM connected vehicle services. GM connected vehicle services vary by vehicle model and require an active service plan, working electrical system, cell reception and GPS signal. See [onstar.com](https://onstar.com) for details and limitations. 7 Service varies with conditions and location. Requires active service plan. See [onstar.com](https://onstar.com) for details and limitations. Vehicle must be on or in the accessory position for Wi-Fi to function. 8 Vehicle user interface is a product of Apple® and its terms and privacy statements apply. Requires compatible iPhone® and data plan rates apply. Apple CarPlay®, Siri®, iPhone® and Apple Music® are trademarks of Apple, Inc., registered in the U.S. and other countries. 9 Vehicle user interface is a product of Google, and its terms and privacy statements apply. Requires the Android Auto app on Google Play and a compatible Android™ smartphone. Data plan rates apply. You can check which smartphones are compatible at [g.co/androidauto/requirements](https://g.co/androidauto/requirements). Android and Android Auto are trademarks of Google LLC. Wireless use of Android Auto requires a compatible Android 11.0+ phone and compatible active data plan. Check [g.co/androidauto/requirements](https://g.co/androidauto/requirements) for compatibility. 10 The system wirelessly charges one compatible mobile device. Some phones have built-in wireless charging technology and others require a special adapter or back cover. To check for phone or other device compatibility, see [my.chevrolet.com/learn](https://my.chevrolet.com/learn) for details or consult your carrier.



# 2026 CHEVROLET CORVETTE E-RAY

## AVAILABLE MODELS

|                            |             |
|----------------------------|-------------|
| E-Ray Coupe or Convertible | 1LZ/2LZ/3LZ |
|----------------------------|-------------|

## EXTERIOR COLORS



NOTE: Exterior colors vary by trim level. See Order Guide for details.

2025 Chevrolet Corvette E-Ray 1LZ shown.

CARS OVERVIEW

# HIGHLIGHTS



STANDARD  
**MAGNETIC  
SELECTIVE RIDE  
CONTROL™**



UP TO  
**655 HP**  
Available Total  
Combined Horsepower²



STANDARD  
**CARBON  
CERAMIC  
BRAKES**

# KEY STANDARD FEATURES

Features based on E-Ray model with 1LZ equipment group.

## SAFETY + SECURITY

- Automatic Emergency Braking³
- Embedded OnStar® hardware, includes 8 years of OnStar Fleet Basics⁴
- Forward Collision Alert³
- Front Pedestrian and Bicyclist Braking³
- HD Rear Vision Camera³
- IntelliBeam³ auto high beam control
- Lane Keep Assist with Lane Departure Warning³
- Rear Camera Mirror³
- Rear Park Assist³

## PERFORMANCE

- 6.2L LT2 V8 engine (495 hp/470 lb.-ft. of torque) with HP1 electrified front axle propulsion (160 hp/125 lb.-ft. of torque) for a total of 655 hp² combined
- 4-wheel antilock disc brakes, carbon ceramic, includes Dark Gray Metallic-painted calipers

- 8-speed dual-clutch transmission, includes manual and auto modes
- Active handling stability control
- All-speed Traction Control
- Performance suspension with Magnetic Selective Ride Control™

## PRODUCTIVITY + DRIVE EXPERIENCE

- 8-way power seats
- 14-inch diagonal cluster with driver information display
- Body-color roof panel, removable (Coupe only)
- Bose® premium 10-speaker system
- Carbon Flash Exterior Badge Package
- Color Head-Up Display³ with three modes
- Dual-zone automatic climate control
- Floor console with auxiliary power outlet, 3 USB ports⁵, passenger grab handle and lockable storage
- Google built-in⁶ infotainment experience with 12.7-inch diagonal HD color display
- Heated, power-adjustable outside mirrors with integrated turn signal indicators

- Keyless Open and Start
- Leather-wrapped steering wheel with mounted controls
- LED headlamps
- Power tilt/telescoping steering column
- Remote Start
- Retractable, power-folding hardtop (Convertible only)
- Available SiriusXM® with 360L⁷
- In-Vehicle Wi-Fi® Hotspot⁸ capable
- Wireless Apple CarPlay®⁹ and Android Auto™¹⁰ capable
- Wireless device charging¹¹, located on center console

## KEY AVAILABLE FEATURES

Optional features and packages vary by trim level. See Order Guide for details.

- Black exhaust tips
- Bose® Performance Series Sound System with 14 speakers
- Brake caliper colors
- Competition Sport bucket seats
- Corvette Museum Delivery
- Custom Interior Trim and Seat Combination

- Custom leather-appointed stitching
- Custom Leather-Wrapped Interior Package
- Front lift adjustable height with memory, includes automatic headlamp leveling system
- HD Curb View Camera³
- Heated and ventilated seats
- Heated steering wheel
- Memory Driver and Passenger Convenience Package
- Performance Data Recorder and video recorder
- Rear Cross Traffic Alert³
- Removable roof panel, transparent, visible carbon fiber with body-color surround or electrochromic-dimming (Coupe only)
- Side Blind Zone Alert³
- Stealth Interior Trim Package
- Sueded Microfiber-Wrapped Upper Interior Trim Package
- Wireless device charging¹¹, located on center console and between seatbacks
- ZER Performance Package

1 Premium paint; additional charge. 2 495 horsepower from the LT2 6.2L V8 engine plus 160 horsepower from the eAWD (electric drive unit). 3 Safety or driver assistance features are no substitute for the driver's responsibility to operate the vehicle in a safe manner. Read the vehicle Owner's Manual for important safety and driver assistance feature limitations and information. 4 Services subject to user terms and limitations. Certain services require working electrical system, cell reception and GPS signal. OnStar links to emergency services. See <https://www.gmenvolve.com/software/onstar> for details. 5 Not compatible with all devices. 6 Google built-in services are subject to limitations and availability may vary by vehicle, infotainment system and location. Select service plan required. Certain Google actions and functionality may require account linking. User terms and privacy statements apply. Google, Android Auto, Google Play, and Google Maps are trademarks of Google LLC. 7 Some features, including streaming content and listening recommendations, require GM connected vehicle services. GM connected vehicle services vary by vehicle model and require an active service plan, working electrical system, cell reception and GPS signal. See [onstar.com](https://onstar.com) for details and limitations. 8 Service varies with conditions and location. Requires active service plan. See [onstar.com](https://onstar.com) for details and limitations. Vehicle must be on or in the accessory position for Wi-Fi to function. 9 Vehicle user interface is a product of Apple® and its terms and privacy statements apply. Requires compatible iPhone® and data plan rates apply. Apple CarPlay®, Siri®, iPhone® and Apple Music® are trademarks of Apple, Inc., registered in the U.S. and other countries. 10 Vehicle user interface is a product of Google, and its terms and privacy statements apply. Requires the Android Auto app on Google Play and a compatible Android™ smartphone. Data plan rates apply. You can check which smartphones are compatible at [g.co/androidauto/requirements](https://g.co/androidauto/requirements). Android Auto is a trademark of Google LLC. Wireless use of Android Auto requires a compatible Android 11.0+ phone and compatible active data plan. Check [g.co/androidauto/requirements](https://g.co/androidauto/requirements) for compatibility. 11 The system wirelessly charges one compatible mobile device. Some phones have built-in wireless charging technology and others require a special adapter or back cover. To check for phone or other device compatibility, see [my.chevrolet.com/learn](https://my.chevrolet.com/learn) for details or consult your carrier.



envolve





2025 Chevrolet Equinox LT shown.

# SUV





CLICK VEHICLE NAME BELOW TO SEE SPECIFICATIONS 



2026 Buick Envista Preferred shown.

2026 BUICK ENVISTA

|  |                   |
|--|-------------------|
| Overall length                           | 182.6 in.         |
| Overall width                            | 71.5 in.          |
| Overall height                           | 61.2 in.          |
| Max. seating capacity                    | 5                 |
| Head room (front/rear)<br>(w/o moonroof) | 39.4 in./37.3 in. |
| Shoulder room (front/rear)               | 56 in./54.5 in.   |
| Leg room (front/rear)                    | 41.9 in./38.7 in. |
| Max. cargo volume <sup>1</sup>           | 42 cu. ft.        |

<sup>1</sup> With rear seat folded. Cargo and load capacity limited by weight and distribution.



CLICK VEHICLE NAME BELOW TO SEE SPECIFICATIONS 



2025 Chevrolet Trax 1RS shown.

2026 CHEVROLET TRAX

|                                |  |
|--------------------------------|--|
| Overall length                 | 178.6 in.                                    |
| Overall width (w/o mirrors)    | 71.8 in.                                     |
| Overall height                 | 61.4 in. (LS/1RS)<br>61.7 in. (LT/2RS/ACTIV) |
| Max. seating capacity          | 5  |
| Head room (front/rear)         | 39.6 in./38.1 in.                            |
| Shoulder room (front/rear)     | 55.7 in./54.3 in.                            |
| Leg room (front/rear)          | 41.9 in./38.7 in.                            |
| Max. cargo volume <sup>1</sup> | 54.1 cu. ft.                                 |

<sup>1</sup> With rear seat folded. Cargo and load capacity limited by weight and distribution.





CLICK VEHICLE NAME BELOW TO SEE SPECIFICATIONS



2025 Chevrolet Trailblazer ACTIV shown.

2026 CHEVROLET TRAILBLAZER

|                                |  |
|--------------------------------|--|
| Overall length                 | 174 in.  |
| Overall width                  | 71.2 in.   |
| Overall height                 | 64.2 in./64.7 in. (LS FWD/AWD)<br>65.2 in./65.6 in. (LT & ACTIV FWD/AWD)<br>65.3 in./65.6 in. (RS FWD/AWD) |
| Max. seating capacity          | 5  |
| Head room (front/rear)         | 40 in./38.4 in.<br>38.3 in./36.8 in. (w/ sunroof)  |
| Shoulder room (front/rear)     | 55.4 in./53.8 in.  |
| Leg room (front/rear)          | 40.9 in./39 in.  |
| Max. cargo volume <sup>1</sup> | 54.4 cu. ft.   |

1 With rear seat folded. Cargo and load capacity limited by weight and distribution.



CLICK VEHICLE NAME BELOW TO SEE SPECIFICATIONS 



2026 Buick Encore GX Preferred shown.

2026 BUICK ENCORE GX

|                                 |                                     |
|---------------------------------|-------------------------------------|
| Overall length                  | 171.1 in.                           |
| Overall width                   | 71.3 in.                            |
| Overall height (w/o roof rails) | 64.1 in. (FWD)<br>64.4 in. (AWD)    |
| Max. seating capacity           | 5                                   |
| Head room (front/rear)          | 39.7 in./38.1 in.<br>(w/o moonroof) |
| Shoulder room (front/rear)      | 55.4 in./53.6 in.                   |
| Leg room (front/rear)           | 40.9 in./36 in.                     |
| Max. cargo volume <sup>1</sup>  | 50.2 cu. ft.                        |

<sup>1</sup> With rear seat folded. Cargo and load capacity limited by weight and distribution.



CLICK VEHICLE NAME BELOW TO SEE SPECIFICATIONS 



2026 Chevrolet Equinox LT shown.

2026 CHEVROLET EQUINOX

|   |                   |
|---|-------------------|
| Overall length  | 183.2 in.         |
| Overall width (w/o mirrors)                                       | 74.9 in.          |
| Overall height  | 65.6 in.          |
| Max. seating capacity   | 5                 |
| Head room (front/rear)  | 40 in./39.2 in.   |
| Shoulder room (front/rear)  | 57.7 in./55.8 in. |
| Leg room (front/rear)   | 40.9 in./39.9 in. |
| Max. cargo volume <sup>1</sup>                                    | 63.5 cu. ft.      |
| Max. trailering capacity <sup>2</sup><br>(when properly equipped) | 1,500 lbs.        |

<sup>1</sup> With rear seats folded. Cargo and load capacity limited by weight and distribution. <sup>2</sup> Maximum trailering ratings are intended for comparison purposes only. Before you buy a vehicle or use it for trailering, carefully review the Trailering section of the Owner's Manual. The trailering capacity of your specific vehicle may vary. The weight of passengers, cargo and options or accessories may reduce the amount you can trailer.



CLICK VEHICLE NAME BELOW TO SEE SPECIFICATIONS 



2026 GMC Terrain Elevation FWD shown.

2026 GMC TERRAIN

|   |   |
|---|---|
| Overall length  | 181 in.                                       |
| Overall width   | 74.5 in.                                      |
| Overall height (w/o luggage rack)                         | 65.8 in. (Elevation)<br>66.1 in. (AT4/Denali) |
| Max. seating capacity                                     | 5   |
| Head room (front/rear)                                    | 40.5 in./39.2 in.                             |
| Shoulder room (front/rear)                                | 57.7 in./55.7 in.                             |
| Leg room (front/rear)                                     | 43.9 in./39.7 in.                             |
| Max. cargo volume <sup>1</sup>                            | 63.5 cu. ft.                                  |
| Trailer capacity <sup>2</sup><br>(when properly equipped) | 1,500 lbs.                                    |

<sup>1</sup> With rear seats folded. Cargo and load capacity limited by weight and distribution. <sup>2</sup> AWD models only. Maximum trailering ratings are intended for comparison purposes only. Before you buy a vehicle or use it for trailering, carefully review the Trailering section of the Owner's Manual. The trailering capacity of your specific vehicle may vary. The weight of passengers, cargo and options or accessories may reduce the amount you can trailer.



CLICK VEHICLE NAME BELOW TO SEE SPECIFICATIONS 



2025 Buick Envision Avenir AWD shown.

2026 BUICK ENVISION

|                                |                   |
|--------------------------------|-------------------|
| Overall length                 | 182.7 in.         |
| Overall width (w/o mirrors)    | 74.1 in.          |
| Overall height                 | 64.6 in.          |
| Max. seating capacity          | 5                 |
| Head room (front/rear)         | 39.6 in./38.9 in. |
| Shoulder room (front/rear)     | 56.7 in./55.9 in. |
| Leg room (front/rear)          | 40.4 in./39.3 in. |
| Max. cargo volume <sup>1</sup> | 52.7 cu. ft.      |

<sup>1</sup> With rear seat folded. Cargo and load capacity limited by weight and distribution.



CLICK VEHICLE NAME BELOW TO SEE SPECIFICATIONS 



2025 Cadillac XT4 Premium Luxury shown.

## 2025 CADILLAC XT4

|   |                   |
|---|-------------------|
| Overall length  | 180.9 in.         |
| Overall width (w/o mirrors)                                       | 76.7 in.          |
| Overall height (with roof rails)                                  | 64.1 in.          |
| Max. seating capacity   | 5                 |
| Head room (front/rear)  | 39.4 in./38.2 in. |
| Shoulder room (front/rear)  | 57 in./55.1 in.   |
| Leg room (front/rear)   | 44.1 in./39.5 in. |
| Max. cargo volume <sup>1</sup>                                    | 48.9 cu. ft.      |
| Max. trailering capacity <sup>2</sup><br>(when properly equipped) | 3,500 lbs.        |

1 With rear seats folded. Cargo and load capacity limited by weight and distribution. 2 Requires available (V92) Smart Towing. Maximum trailering ratings are intended for comparison purposes only. Before you buy a vehicle or use it for trailering, carefully review the Trailering section of the Owner's Manual. The trailering capacity of your specific vehicle may vary. The weight of passengers, cargo and options or accessories may reduce the amount you can trailer.



CLICK VEHICLE NAME BELOW TO SEE SPECIFICATIONS 



2024 Cadillac XT5 Premium Luxury shown.

2025 CADILLAC XT5

|   |                   |
|---|-------------------|
| Overall length  | 189.6 in.         |
| Overall width   | 74.9 in.          |
| Overall height  | 66.1 in.          |
| Max. seating capacity   | 5                 |
| Head room (front/rear)  | 39.7 in./38.4 in. |
| Shoulder room (front/rear)  | 58.3 in./56.3 in. |
| Leg room (front/rear)   | 41.2 in./39 in.   |
| Max. cargo volume <sup>1</sup>                                    | 63 cu. ft.        |
| Max. trailering capacity <sup>2</sup><br>(when properly equipped) | 3,500 lbs.        |

1 With rear seats folded. Cargo and load capacity limited by weight and distribution. 2 Requires available (V92) Smart Towing. Maximum trailering ratings are intended for comparison purposes only. Before you buy a vehicle or use it for trailering, carefully review the Trailering section of the Owner's Manual. The trailering capacity of your specific vehicle may vary. The weight of passengers, cargo and options or accessories may reduce the amount you can trailer.



CLICK VEHICLE NAME BELOW TO SEE SPECIFICATIONS 



2025 Chevrolet Blazer LT FWD shown.

## 2025 CHEVROLET BLAZER

|   |                                   |
|---|-----------------------------------|
| Overall length  | 191.8 in.                         |
| Overall width (w/o mirrors)                                       | 76.7 in.                          |
| Overall height  | 67 in.                            |
| Max. seating capacity   | 5                                 |
| Head room (front/rear)  | 39.8 in./38.6 in.                 |
| Shoulder room (front/rear)  | 59.1 in./58.6 in.                 |
| Leg room (front/rear)   | 41 in./39.6 in.                   |
| Max. cargo volume <sup>1</sup>                                    | 64.2 cu. ft.                      |
| Max. trailering capacity <sup>2</sup><br>(when properly equipped) | 4,500 lbs.<br>(w/ 3.6L V6 engine) |

<sup>1</sup> With rear seats folded. Cargo and load capacity limited by weight and distribution. <sup>2</sup> Maximum trailering ratings are intended for comparison purposes only. Before you buy a vehicle or use it for trailering, carefully review the Trailering section of the Owner's Manual. The trailering capacity of your specific vehicle may vary. The weight of passengers, cargo and options or accessories may reduce the amount you can trailer.





CLICK VEHICLE NAME BELOW TO SEE SPECIFICATIONS 



2025 GMC Acadia AT4 AWD shown.

2026 GMC ACADIA

|   |   |
|---|---|
| Overall length  | 203.9 in.   |
| Overall width (w/o mirrors)                                       | 79.5 in. (Elevation/Denali)<br>79.9 in. (AT4)             |
| Overall height (w/ luggage rack)                                  | 70.9 in. (Elevation)<br>72 in. (AT4)<br>71.4 in. (Denali) |
| Max. seating capacity   | 8   |
| Head room (1st/2nd/3rd)   | 42.6 in./40 in./38.2 in.                                  |
| Shoulder room (1st/2nd/3rd)                                       | 62 in./62 in./57.9 in.                                    |
| Leg room (1st/2nd/3rd)  | 44.2 in./41.4 in./32.1 in.                                |
| Max. cargo volume <sup>1</sup>                                    | 97.5 cu. ft.  |
| Max. trailering capacity <sup>2</sup><br>(when properly equipped) | 5,000 lbs.  |

1 With second and third rows folded. Cargo and load capacity limited by weight and distribution. 2 Maximum trailering ratings are intended for comparison purposes only. Before you buy a vehicle or use it for trailering, carefully review the Trailering section of the Owner's Manual. The trailering capacity of your specific vehicle may vary. The weight of passengers, cargo and options or accessories may reduce the amount you can trailer.





CLICK VEHICLE NAME BELOW TO SEE SPECIFICATIONS 



2025 Chevrolet Traverse LT FWD shown.

## 2026 CHEVROLET TRAVERSE

|   |                              |
|---|------------------------------|
| Overall length  | 204.4 in.<br>204.7 in. (Z71) |
| Overall width (w/o mirrors)                                       | 79.5 in.<br>79.9 in. (Z71)   |
| Overall height  | 69.5 in.<br>70.6 in. (Z71)   |
| Max. seating capacity   | 8                            |
| Head room (1st/2nd/3rd)   | 42.6 in./39.9 in./38.2 in.   |
| Shoulder room (1st/2nd/3rd)                                       | 62.2 in./62.1 in./57.7 in.   |
| Leg room (1st/2nd/3rd)  | 44.2 in./41.4 in./32.1 in.   |
| Max. cargo volume <sup>1</sup>                                    | 97.6 cu. ft.                 |
| Max. trailering capacity <sup>2</sup><br>(when properly equipped) | 5,000 lbs.                   |

1 With second and third rows folded. Cargo and load capacity limited by weight and distribution. 2 Maximum trailering ratings are intended for comparison purposes only. Before you buy a vehicle or use it for trailering, carefully review the Trailering section of the Owner's Manual. The trailering capacity of your specific vehicle may vary. The weight of passengers, cargo and options or accessories may reduce the amount you can trailer.





CLICK VEHICLE NAME BELOW TO SEE SPECIFICATIONS 



2025 Buick Enclave Avenir shown.

2026 BUICK ENCLAVE

|   |                            |
|---|----------------------------|
| Overall length  | 207.6 in.                  |
| Overall width (w/o mirrors)                                       | 79.6 in.                   |
| Overall height  | 70.9 in.                   |
| Max. seating capacity   | 7                          |
| Head room (1st/2nd/3rd)   | 42.6 in./39.9 in./38.2 in. |
| Shoulder room (1st/2nd/3rd)                                       | 62.1 in./62.1 in./57.7 in. |
| Leg room (1st/2nd/3rd)  | 44.2 in./41.4 in./32.1 in. |
| Max. cargo volume <sup>1</sup>                                    | 97.5 cu. ft.               |
| Max. trailering capacity <sup>2</sup><br>(when properly equipped) | 5,000 lbs.                 |

<sup>1</sup> With second and third rows folded. Cargo and load capacity limited by weight and distribution. <sup>2</sup> Maximum trailering ratings are intended for comparison purposes only. Before you buy a vehicle or use it for trailering, carefully review the Trailering section of the Owner's Manual. The trailering capacity of your specific vehicle may vary. The weight of passengers, cargo and options or accessories may reduce the amount you can trailer.



CLICK VEHICLE NAME BELOW TO SEE SPECIFICATIONS 



2025 Cadillac XT6 Premium Luxury shown.

## 2025 CADILLAC XT6

|   |                            |
|---|----------------------------|
| Overall length  | 198.5 in.                  |
| Overall width   | 77.3 in.                   |
| Overall height  | 69.9 in.                   |
| Max. seating capacity   | 7                          |
| Head room (1st/2nd/3rd)   | 39.8 in./39.1 in./37.2 in. |
| Shoulder room (1st/2nd/3rd)                                       | 58.3 in./57.4 in./53.5 in. |
| Leg room (1st/2nd/3rd)  | 41.2 in./39.1 in./29.5 in. |
| Max. cargo volume <sup>1</sup>                                    | 78.7 cu. ft.               |
| Max. trailering capacity <sup>2</sup><br>(when properly equipped) | 4,000 lbs.                 |

1 With rear seats folded. Cargo and load capacity limited by weight and distribution. 2 Requires available (V92) Smart Towing. Maximum trailering ratings are intended for comparison purposes only. Before you buy a vehicle or use it for trailering, carefully review the Trailering section of the Owner's Manual. The trailering capacity of your specific vehicle may vary. The weight of passengers, cargo and options or accessories may reduce the amount you can trailer.



CLICK VEHICLE NAME BELOW TO SEE SPECIFICATIONS



2025 Chevrolet Tahoe LT shown.

2026 CHEVROLET TAHOE

View Full Details

|   |  |
|---|--|
| Overall length  | 211.3 in.  |
| Overall width (w/o mirrors)                                       | 81 in.   |
| Overall height (2WD/4WD)  | 75.8 in./75.9 in. (LS)<br>76.7 in./76.7 in. (LT)<br>76.8 in./76.3 in. (RST)<br>76.3 in. (Z71)<br>76.8 in./76.7 in. (Premier)<br>76.4 in./76.4 in. (High Country) |
| Max. seating capacity   | 9  |
| Head room (1st/2nd/3rd)   | 42.3 in./38.9 in./38.2 in.   |
| Shoulder room (1st/2nd/3rd)                                       | 65.6 in./64.6 in./62.7 in.   |
| Leg room (1st/2nd/3rd)  | 44.5 in./42 in./34.9 in.   |
| Max. cargo volume <sup>1</sup>                                    | 122.7 cu. ft.  |
| Max. trailering capacity <sup>2</sup><br>(when properly equipped) | 8,400 lbs.<br>(w/ 5.3L EcoTec3 V8 engine)  |

1 With second and third rows folded. Cargo and load capacity limited by weight and distribution. 2 With available (NHT) Max Trailering Package. Maximum trailering ratings are intended for comparison purposes only. Before you buy a vehicle or use it for trailering, carefully review the Trailering section of the Owner's Manual. The trailering capacity of your specific vehicle may vary. The weight of passengers, cargo and options or accessories may reduce the amount you can trailer.



CLICK VEHICLE NAME BELOW TO SEE SPECIFICATIONS



2025 Chevrolet Suburban Premier shown.

2026 CHEVROLET SUBURBAN

View Full Details

|   |   |
|---|---|
| Overall length  | 226.3 in.   |
| Overall width (w/o mirrors)                                       | 81 in.  |
| Overall height (2WD/4WD)  | 75.6 in./75.7 in. (LS)<br>76.6 in./76.1 in. (LT/RST)<br>76.1 in. (Z71)<br>76.6 in./76.5 in. (Premier)<br>76.3 in./76.2 in. (High Country) |
| Max. seating capacity   | 9   |
| Head room (1st/2nd/3rd)   | 42.3 in./38.9 in./38.2 in.  |
| Shoulder room (1st/2nd/3rd)                                       | 65.6 in./64.6 in./62.8 in.  |
| Leg room (1st/2nd/3rd)  | 44.5 in./42 in./36.7 in.  |
| Max. cargo volume <sup>1</sup>                                    | 144.5 cu. ft.   |
| Max. trailering capacity <sup>2</sup><br>(when properly equipped) | 8,200 lbs. (w/ 5.3L EcoTec3 V8 engine)  |

1 With second and third rows folded. Cargo and load capacity limited by weight and distribution. 2 With available (NHT) Max Trailering Package. Maximum trailering ratings are intended for comparison purposes only. Before you buy a vehicle or use it for trailering, carefully review the Trailering section of the Owner's Manual. The trailering capacity of your specific vehicle may vary. The weight of passengers, cargo and options or accessories may reduce the amount you can trailer.



CLICK VEHICLE NAME BELOW TO SEE SPECIFICATIONS



2025 GMC Yukon Elevation shown.

2026 GMC YUKON/DENALI

View Full Details

|   |  |
|---|--|
| Overall length  | 210.1 in.                              |
| Overall width (w/o mirrors)                                       | 81 in.                                 |
| Overall height  | 76.5 in.                               |
| Max. seating capacity   | 8                                      |
| Head room (1st/2nd/3rd)   | 42.3 in./38.9 in./38.2 in.             |
| Shoulder room (1st/2nd/3rd)                                       | 65.5 in./64.7 in./62.7 in.             |
| Leg room (1st/2nd/3rd)  | 44.5 in./42 in./34.9 in.               |
| Max. cargo volume <sup>1</sup>                                    | 122.8 cu. ft.                          |
| Max. trailering capacity <sup>2</sup><br>(when properly equipped) | 8,400 lbs. (w/ 5.3L EcoTec3 V8 engine) |

1 With second and third rows folded. Cargo and load capacity limited by weight and distribution. 2 With available (NHT) Max Trailering Package. Maximum trailering ratings are intended for comparison purposes only. Before you buy a vehicle or use it for trailering, carefully review the Trailering section of the Owner's Manual. The trailering capacity of your specific vehicle may vary. The weight of passengers, cargo and options or accessories may reduce the amount you can trailer.



CLICK VEHICLE NAME BELOW TO SEE SPECIFICATIONS



2025 GMC Yukon XL Denali 2WD shown.

2026 GMC YUKON XL/DENALI

View Full Details

|   |  |
|---|--|
| Overall length  | 225.2 in.                              |
| Overall width (w/o mirrors)                                       | 81 in.                                 |
| Overall height  | 76.5 in.                               |
| Max. seating capacity   | 8                                      |
| Head room (1st/2nd/3rd)   | 42.3 in./38.9 in./38.2 in.             |
| Shoulder room (1st/2nd/3rd)                                       | 65.5 in./64.7 in./62.8 in.             |
| Leg room (1st/2nd/3rd)  | 44.5 in./42 in./36.7 in.               |
| Max. cargo volume <sup>1</sup>                                    | 144.5 cu. ft.                          |
| Max. trailering capacity <sup>2</sup><br>(when properly equipped) | 8,200 lbs. (w/ 5.3L EcoTec3 V8 engine) |

1 With second and third rows folded. Cargo and load capacity limited by weight and distribution. 2 With available (NHT) Max Trailering Package. Maximum trailering ratings are intended for comparison purposes only. Before you buy a vehicle or use it for trailering, carefully review the Trailering section of the Owner's Manual. The trailering capacity of your specific vehicle may vary. The weight of passengers, cargo and options or accessories may reduce the amount you can trailer.



CLICK VEHICLE NAME BELOW TO SEE SPECIFICATIONS 



2025 Cadillac Escalade Luxury shown.

2026 CADILLAC ESCALADE/  
ESCALADE-V

View Full Details

|   |                                   |
|---|-----------------------------------|
| Overall length  | 211.9 in.                         |
| Overall width   | 81 in.                            |
| Overall height  | 76.7 in.                          |
| Max. seating capacity   | 8                                 |
| Head room (1st/2nd/3rd)   | 42.3 in./38.9 in./38.2 in.        |
| Shoulder room (1st/2nd/3rd)                                       | 65.5 in./64.1 in./62.6 in.        |
| Leg room (1st/2nd/3rd)  | 44.5 in./41.7 in./34.9 in.        |
| Max. cargo volume <sup>1</sup>                                    | 120.5 cu. ft.                     |
| Max. trailering capacity <sup>2</sup><br>(when properly equipped) | 8,100 lbs.<br>(w/ 6.2L V8 engine) |

1 With second and third rows folded. Cargo and load capacity limited by weight and distribution. 2 Maximum trailering ratings are intended for comparison purposes only. Before you buy a vehicle or use it for trailering, carefully review the Trailering section of the Owner's Manual. The trailering capacity of your specific vehicle may vary. The weight of passengers, cargo and options or accessories may reduce the amount you can trailer.



CLICK VEHICLE NAME BELOW TO SEE SPECIFICATIONS



2025 Cadillac Escalade ESV Luxury RWD shown.

## 2026 CADILLAC ESCALADE ESV/ ESCALADE ESV-V

View Full Details

|   |                                   |
|---|-----------------------------------|
| Overall length  | 226.9 in.                         |
| Overall width   | 81 in.                            |
| Overall height  | 76.4 in.                          |
| Max. seating capacity   | 8                                 |
| Head room (1st/2nd/3rd)   | 42.3 in./38.9 in./38.2 in.        |
| Shoulder room (1st/2nd/3rd)                                       | 65.4 in./64.1 in./62.8 in.        |
| Leg room (1st/2nd/3rd)  | 44.5 in./41.7 in./36.7 in.        |
| Max. cargo volume <sup>1</sup>                                    | 142.2 cu. ft.                     |
| Max. trailering capacity <sup>2</sup><br>(when properly equipped) | 8,000 lbs.<br>(w/ 6.2L V8 engine) |

1 With second and third rows folded. Cargo and load capacity limited by weight and distribution. 2 Maximum trailering ratings are intended for comparison purposes only. Before you buy a vehicle or use it for trailering, carefully review the Trailering section of the Owner's Manual. The trailering capacity of your specific vehicle may vary. The weight of passengers, cargo and options or accessories may reduce the amount you can trailer.



# 2026 BUICK ENVISTA

## AVAILABLE MODELS

|                   |     |
|-------------------|-----|
| Preferred FWD     | G02 |
| Sport Touring FWD | G03 |
| Avenir FWD        | G04 |

## EXTERIOR COLORS

Aquamarine Blue Metallic<sup>1</sup>

Brilliant Red<sup>1</sup>

Copper Ice Metallic<sup>1</sup>

Ebony Twilight Metallic<sup>1</sup>

Moonstone Gray Metallic<sup>1</sup>

Ocean Blue Metallic<sup>1</sup>

Summit White

White Frost Tricoat<sup>1</sup>

2026 Buick Envista Preferred shown.

NOTE: Exterior colors vary by trim level. See Order Guide for details.

# HIGHLIGHTS



STANDARD  
**11-INCH**  
Diagonal HD Color Touch-Screen



UP TO  
**42 CU. FT.**  
Max. Cargo Space<sup>2</sup>



STANDARD  
**8 YEARS**  
OnStar® Fleet Basics<sup>3</sup>

# KEY STANDARD FEATURES

Features based on Preferred FWD model with G02 equipment group.

## SAFETY + SECURITY

- Buckle to Drive<sup>4</sup>
- Buick Driver Confidence, includes Automatic Emergency Braking<sup>4</sup>, Front Pedestrian Braking<sup>4</sup>, Lane Keep Assist with Lane Departure Warning<sup>4</sup>, Following Distance Indicator<sup>4</sup>, Forward Collision Alert<sup>4</sup> and IntelliBeam<sup>4</sup> auto high beam control
- Embedded OnStar® hardware, includes 8 years of OnStar Fleet Basics<sup>3</sup>
- HD Rear Vision Camera<sup>4</sup>
- Rear Park Assist<sup>4</sup>
- Tire Pressure Monitoring System (excludes spare tire) with Tire Fill Alert

## PERFORMANCE

- ECOTEC 1.2L Turbo engine (137 hp/162 lb.-ft. of torque), E85 compatible
- 4-wheel antilock disc brakes
- 6-speed automatic transmission
- Electric Parking Brake
- Hill Start Assist
- PRODUCTIVITY + DRIVE EXPERIENCE**
- 6-speaker premium audio system
- 8-inch diagonal fully digital, reconfigurable, color Driver Information Center
- 11-inch diagonal HD color touch-screen
- 12-volt power outlet
- 40/60 split-folding rear bench seat
- Buick QuietTuning™ with Active Noise Cancellation
- Cargo security cover
- Cruise control<sup>4</sup>
- Flat-bottom steering wheel

- Floor console with armrest
- Front and rear carpeted floor mats
- Heated, power-adjustable outside mirrors with turn signal indicators
- Keyless Start
- LED headlamps, taillamps and signature Daytime Running Lamps
- Power windows with Express-Down
- Rear Seat Reminder<sup>5</sup>
- Remote Start
- Single-zone automatic climate control
- Available SiriusXM®<sup>6</sup>
- Tilt/telescopic steering column
- USB ports<sup>7</sup> (2) (1 Type-A, 1 Type-C), located in lower instrument panel
- USB ports<sup>7</sup> (2) (Type-C), located on back of center console, charge-only
- In-Vehicle Wi-Fi® Hotspot<sup>8</sup> capable
- Wireless Apple CarPlay®<sup>9</sup> and Android Auto™<sup>10</sup> capable

## KEY AVAILABLE FEATURES

- Optional features and packages vary by trim level. See Order Guide for details.
- 8-way power driver seat with power lumbar
  - Adaptive Cruise Control<sup>4</sup>
  - Auto-dimming inside rearview mirror
  - Heated front seats
  - Heated, power-adjustable outside mirrors with turn signal indicators and auto-dimming driver-side mirror
  - Heated, wrapped steering wheel
  - Keyless Open
  - Lane Change Alert with Side Blind Zone Alert<sup>4</sup>
  - Power liftgate
  - Power, tilt-sliding moonroof with manual sunshade
  - Rainsense™ front wipers
  - Rear Cross Traffic Alert<sup>4</sup>
  - Wireless device charging<sup>11</sup>

1 Premium paint; additional charge. 2 With rear seat folded. Cargo and load capacity limited by weight and distribution. 3 Services subject to user terms and limitations. Certain services require working electrical system, cell reception and GPS signal. OnStar links to emergency services. See <https://www.gmenvolve.com/software/onstar> for details. 4 Safety or driver assistance features are no substitute for the driver's responsibility to operate the vehicle in a safe manner. Read the vehicle Owner's Manual for important safety and driver assistance feature limitations and information. 5 Does not detect people or items. Always check rear seat before exiting vehicle. 6 All SiriusXM services require a subscription. Service subject to the SiriusXM Customer Agreement and Privacy Policy, visit [www.siriusxm.com](http://www.siriusxm.com) to see complete terms and how to cancel which includes calling 1-866-635-2349. Some services, content and features are subject to device capabilities, an active data connection enabled in the vehicle and location availability. All fees, content and features are subject to change. Content varies by subscription plan. SiriusXM and related logos are trademarks of Sirius XM Radio Inc. and its respective subsidiaries. 7 Not compatible with all devices. 8 Service varies with conditions and location. Requires active service plan. See [onstar.com](http://onstar.com) for details and limitations. Vehicle must be on or in the accessory position for Wi-Fi to function. 9 Vehicle user interface is a product of Apple® and its terms and privacy statements apply. Requires compatible iPhone® and data plan rates apply. Apple CarPlay®, Siri®, iPhone® and Apple Music® are trademarks of Apple, Inc., registered in the U.S. and other countries. 10 Vehicle user interface is a product of Google, and its terms and privacy statements apply. Requires the Android Auto app on Google Play and a compatible Android™ smartphone. Data plan rates apply. You can check which smartphones are compatible at [g.co/androidauto/requirements](http://g.co/androidauto/requirements). Android and Android Auto are trademarks of Google LLC. Wireless use of Android Auto requires a compatible Android 11.0+ phone and compatible active data plan. Check [g.co/androidauto/requirements](http://g.co/androidauto/requirements) for compatibility. 11 The system wirelessly charges one compatible mobile device. Some phones have built-in wireless charging technology and others require a special adapter or back cover. To check for phone or other device compatibility, see [my.buick.com/learn](http://my.buick.com/learn) for details or consult your carrier.

  
envolve



# 2026 CHEVROLET TRAX

## AVAILABLE MODELS

|         |     |           |     |
|---------|-----|-----------|-----|
| LS FWD  | 1LS | 2RS FWD   | 2RS |
| 1RS FWD | 1RS | ACTIV FWD | 1SA |
| LT FWD  | 1LT |           |     |

## EXTERIOR COLORS

 Apex Red

 Cacti Green

 Cypress Gray

 Marina Blue Metallic<sup>1</sup>

 Mosaic Black Metallic

 Sterling Gray Metallic

 Summit White

 White Sands

2025 Chevrolet Trax 1RS shown.

NOTE: Exterior colors vary by trim level. See Order Guide for details.

# HIGHLIGHTS



UP TO  
**54.1 CU. FT.**  
Max. Cargo Space<sup>2</sup>



STANDARD  
**60/40**  
Split-Folding Rear  
Bench Seat



AVAILABLE  
**11-INCH**  
Diagonal HD Color  
Touch-Screen

# KEY STANDARD FEATURES

Features based on LS FWD model with 1LS equipment group.

## SAFETY + SECURITY

- Buckle to Drive<sup>3</sup>
- Chevy Safety Assist, includes Automatic Emergency Braking<sup>3</sup>, Front Pedestrian Braking<sup>3</sup>, Lane Keep Assist with Lane Departure Warning<sup>3</sup>, Following Distance Indicator<sup>3</sup>, Forward Collision Alert<sup>3</sup> and IntelliBeam<sup>3</sup> auto high beam control
- Embedded OnStar<sup>®</sup> hardware, includes 8 years of OnStar Fleet Basics<sup>4</sup>
- Rear Vision Camera<sup>3</sup>
- Tire Pressure Monitoring System (excludes spare tire) with Tire Fill Alert

## PERFORMANCE

- 1.2L Turbo engine (137 hp/162 lb.-ft. of torque), E85 compatible
- 4-wheel antilock disc brakes
- 6-speed automatic transmission
- StabiliTrak<sup>®</sup> Stability Control System

## PRODUCTIVITY + DRIVE EXPERIENCE

- 60/40 split-folding rear bench seat
- 12-volt power outlet
- Active Noise Cancellation
- Carpeted floor mats, front
- Chevrolet Infotainment 3<sup>5</sup> with 8-inch diagonal color touch-screen
- Cruise control<sup>3</sup>
- Floor console with armrest
- LED headlamps
- Manual liftgate
- Available SiriusXM<sup>®6</sup>
- Tilt/telescoping steering column
- USB ports<sup>7</sup> (2, includes 1 Type-A and 1 Type-C)
- In-Vehicle Wi-Fi<sup>®</sup> Hotspot<sup>8</sup> capable
- Wireless Apple CarPlay<sup>®9</sup> and Android Auto<sup>™10</sup> capable

## KEY AVAILABLE FEATURES

- Optional features and packages vary by trim level. See Order Guide for details.
- 6-speaker audio system
- 8-inch diagonal fully digital, reconfigurable, color Driver Information Center
- 8-way power driver seat with power lumbar
- Adaptive Cruise Control<sup>3</sup>
- Automatic climate control
- Cargo privacy cover
- Carpeted floor mats, rear
- Chevrolet Infotainment 3<sup>5</sup> with 11-inch diagonal HD color touch-screen
- HD Rear Vision Camera<sup>3</sup>
- Heated front seats
- Heated outside mirrors
- Heated, wrapped steering wheel
- Lane Change Alert with Side Blind Zone Alert<sup>3</sup>

- Keyless Open and Start
- Power sunroof
- Rear Cross Traffic Alert<sup>3</sup>
- Rear Park Assist<sup>3</sup>
- Remote Start
- Roof rails
- USB charging-only ports<sup>7</sup> (2, includes 1 Type-A and 1 Type-C)
- Wireless device charging<sup>11</sup>

1 Premium paint; additional charge. 2 With rear seat folded. Cargo and load capacity limited by weight and distribution. 3 Safety or driver assistance features are no substitute for the driver's responsibility to operate the vehicle in a safe manner. Read the vehicle Owner's Manual for important safety and driver assistance feature limitations and information. 4 Services subject to user terms and limitations. Certain services require working electrical system, cell reception and GPS signal. OnStar links to emergency services. See <https://www.gmenvolve.com/software/onstar> for details. 5 Functionality varies by model. Full functionality requires compatible Bluetooth and smartphone. Some devices require USB connectivity. 6 All SiriusXM services require a subscription. Service subject to the SiriusXM Customer Agreement and Privacy Policy, visit [www.siriusxm.com](http://www.siriusxm.com) to see complete terms and how to cancel which includes calling 1-866-635-2349. Some services, content and features are subject to device capabilities, an active data connection enabled in the vehicle and location availability. All fees, content and features are subject to change. Content varies by subscription plan. SiriusXM and related logos are trademarks of Sirius XM Radio Inc. and its respective subsidiaries. 7 Not compatible with all devices. 8 Service varies with conditions and location. Requires active service plan. See [onstar.com](http://onstar.com) for details and limitations. Vehicle must be on or in the accessory position for Wi-Fi to function. 9 Vehicle user interface is a product of Apple<sup>®</sup> and its terms and privacy statements apply. Requires compatible iPhone<sup>®</sup> and data plan rates apply. Apple CarPlay<sup>®</sup>, Siri<sup>®</sup>, iPhone<sup>®</sup> and Apple Music<sup>®</sup> are trademarks of Apple, Inc., registered in the U.S. and other countries. 10 Vehicle user interface is a product of Google, and its terms and privacy statements apply. Requires the Android Auto app on Google Play and a compatible Android<sup>™</sup> smartphone. Data plan rates apply. You can check which smartphones are compatible at [g.co/androidauto/requirements](http://g.co/androidauto/requirements). Android and Android Auto are trademarks of Google LLC. Wireless use of Android Auto requires a compatible Android 11.0+ phone and compatible active data plan. Check [g.co/androidauto/requirements](http://g.co/androidauto/requirements) for compatibility. 11 The system wirelessly charges one compatible mobile device. Some phones have built-in wireless charging technology and others require a special adapter or back cover. To check for phone or other device compatibility, see [my.chevrolet.com/learn](http://my.chevrolet.com/learn) for details or consult your carrier.







  
envolve



# 2026 CHEVROLET TRAILBLAZER

## AVAILABLE MODELS

|               |     |                  |     |
|---------------|-----|------------------|-----|
| LS FWD or AWD | 1LS | RS FWD or AWD    | 1RS |
| LT FWD or AWD | 1LT | ACTIV FWD or AWD | 1SA |

## EXTERIOR COLORS



2025 Chevrolet Trailblazer ACTIV shown.

# HIGHLIGHTS



UP TO  
**54.4 CU. FT.**  
Available Max.  
Cargo Space<sup>2</sup>



STANDARD  
**11-INCH**  
Diagonal Color  
Touch-Screen



STANDARD  
**1.2L TURBO**  
Engine with  
E85 Compatibility

# KEY STANDARD FEATURES

Features based on LS FWD model with 1LS equipment group.

## SAFETY + SECURITY

- Buckle to Drive<sup>3</sup>
- Chevy Safety Assist, includes Automatic Emergency Braking<sup>3</sup>, Front Pedestrian Braking<sup>3</sup>, Lane Keep Assist with Lane Departure<sup>3</sup>, Follow Distance Indicator<sup>3</sup>, Forward Collision Alert<sup>3</sup> and IntelliBeam<sup>3</sup> auto high beam control
- Embedded OnStar<sup>®</sup> hardware, includes 8 years of OnStar Fleet Basics<sup>4</sup>
- HD Rear Vision Camera<sup>3</sup>
- Tire Pressure Monitoring System (excludes spare tire) with Tire Pressure Display, Tire Fill Alert and Tire Inflator Kit

## PERFORMANCE

- 1.2L Turbo engine (137 hp/162 lb.-ft. of torque), E85 compatible
- 4-wheel antilock disc brakes
- Continuously Variable Transmission (CVT)
- Electronic Parking Brake

## PRODUCTIVITY + DRIVE EXPERIENCE

- 6-way manual driver seat
- 8-inch diagonal full-color reconfigurable Driver Information Center
- 11-inch diagonal HD color touch-screen
- 40/60 split-folding rear bench seat
- Cabin air filter
- Cruise control<sup>3</sup>
- Flat-folding front passenger seat
- Floor console with armrest
- Floor mats, front and rear
- Keyless Start
- LED headlamps
- Available SiriusXM<sup>®5</sup>
- Steering wheel-mounted audio, Driver Information Center, Forward Collision Alert<sup>3</sup> gap adjust and phone controls

- Tilt/telescoping steering column
- USB ports<sup>6</sup>, Type-A (1) and Type-C (1)
- In-Vehicle Wi-Fi<sup>®</sup> Hotspot<sup>7</sup> capable
- Wireless Apple CarPlay<sup>®8</sup> and Android Auto<sup>TM9</sup> capable

## KEY AVAILABLE FEATURES

Optional features and packages vary by trim level. See Order Guide for details.

- 1.3L Turbo engine (155 hp/174 lb.-ft. of torque)
- 8-way power driver seat with power lumbar
- 120-volt power outlet
- Adaptive Cruise Control<sup>3</sup>
- All-wheel drive with 9-speed automatic transmission
- Auto-dimming inside rearview mirror
- Bose<sup>®</sup> premium 7-speaker system
- Deep-tinted rear window and liftgate glass
- Driver and front passenger illuminated vanity mirrors, covered, sliding visors
- Dual-pane power panoramic sunroof

- Hands-free power programmable liftgate with LED logo projection
- Heated front seats and outside mirrors
- Heated, wrapped steering wheel
- Keyless Open
- Lane Change Alert with Side Blind Zone Alert<sup>3</sup>
- LED signature Daytime Running Lamps and taillamps
- Rear Cross Traffic Alert<sup>3</sup>
- Rear Park Assist<sup>3</sup>
- Remote Start
- Roof-mounted side rails
- Single-zone automatic climate control
- Two-tone roof (RS/ACTIV only)
- USB ports<sup>6</sup>, Type-A (1) and Type-C (1), charge-only, rear
- Wireless device charging<sup>10</sup>

1 Premium paint; additional charge. 2 With rear seat folded. Cargo and load capacity limited by weight and distribution. 3 Safety or driver assistance features are no substitute for the driver's responsibility to operate the vehicle in a safe manner. Read the vehicle Owner's Manual for important safety and driver assistance feature limitations and information. 4 Services subject to user terms and limitations. Certain services require working electrical system, cell reception and GPS signal. OnStar links to emergency services. See <https://www.gmenvolve.com/software/onstar> for details. 5 All SiriusXM services require a subscription. Service subject to the SiriusXM Customer Agreement and Privacy Policy, visit [www.siriusxm.com](http://www.siriusxm.com) to see complete terms and how to cancel which includes calling 1-866-635-2349. Some services, content and features are subject to device capabilities, an active data connection enabled in the vehicle and location availability. All fees, content and features are subject to change. Content varies by subscription plan. SiriusXM and related logos are trademarks of Sirius XM Radio Inc. and its respective subsidiaries. 6 Not compatible with all devices. 7 Service varies with conditions and location. Requires active service plan. See [onstar.com](http://onstar.com) for details and limitations. Vehicle must be on or in the accessory position for Wi-Fi to function. 8 Vehicle user interface is a product of Apple<sup>®</sup> and its terms and privacy statements apply. Requires compatible iPhone<sup>®</sup> and data plan rates apply. Apple CarPlay<sup>®</sup>, Siri<sup>®</sup>, iPhone<sup>®</sup> and Apple Music<sup>®</sup> are trademarks of Apple, Inc., registered in the U.S. and other countries. 9 Vehicle user interface is a product of Google, and its terms and privacy statements apply. Requires the Android Auto app on Google Play and a compatible Android<sup>™</sup> smartphone. Data plan rates apply. You can check which smartphones are compatible at [g.co/androidauto/requirements](http://g.co/androidauto/requirements). Android and Android Auto are trademarks of Google LLC. Wireless use of Android Auto requires a compatible Android 11.0+ phone and compatible active data plan. Check [g.co/androidauto/requirements](http://g.co/androidauto/requirements) for compatibility. 10 The system wirelessly charges one compatible mobile device. Some phones have built-in wireless charging technology and others require a special adapter or back cover. To check for phone or other device compatibility, see [my.chevrolet.com/learn](http://my.chevrolet.com/learn) for details or consult your carrier.





# 2026 BUICK ENCORE GX

## AVAILABLE MODELS

|                          |     |
|--------------------------|-----|
| Preferred FWD or AWD     | 1SB |
| Sport Touring FWD or AWD | 1SD |
| Avenir FWD or AWD        | 1SL |

## EXTERIOR COLORS

 Aquamarine Blue Metallic<sup>1</sup>

 Brilliant Red<sup>1</sup>

 Copper Ice Metallic<sup>1</sup>

 Ebony Twilight Metallic<sup>1</sup>

 Moonstone Gray Metallic<sup>1</sup>

 Ocean Blue Metallic<sup>1</sup>

 Summit White

 White Frost Tricoat<sup>1</sup>

2026 Buick Encore GX Preferred shown.

NOTE: Exterior colors vary by trim level. See Order Guide for details.

# HIGHLIGHTS



UP TO  
**50.2 CU. FT.**  
Available Max.  
Cargo Space<sup>2</sup>



STANDARD  
**11-INCH**  
Diagonal HD  
Color Touch-Screen



STANDARD  
**40/60**  
Split-Folding Rear  
Bench Seat

# KEY STANDARD FEATURES

Features based on Preferred FWD model with 1SB equipment group.

## SAFETY + SECURITY

- Buckle to Drive<sup>3</sup>
- Buick Driver Confidence, includes Automatic Emergency Braking<sup>3</sup>, Front Pedestrian Braking<sup>3</sup>, Forward Collision Alert<sup>3</sup>, Following Distance Indicator<sup>3</sup>, Lane Keep Assist with Lane Departure Warning<sup>3</sup> and IntelliBeam<sup>3</sup> auto high beam control
- Embedded OnStar<sup>®</sup> hardware, includes 8 years of OnStar Fleet Basics<sup>4</sup>
- HD Rear Vision Camera<sup>3</sup>
- Lane Change Alert with Side Blind Zone Alert<sup>3</sup>
- Rear Cross Traffic Alert<sup>3</sup>
- Tire Pressure Monitoring System (excludes spare tire) with Tire Fill Alert and Tire Pressure Display

## PERFORMANCE

- 1.2L Turbo engine (137 hp/162 lb.-ft. of torque), E85 compatible
- 4-wheel antilock disc brakes
- Brake lining wear indicator
- Continuously Variable Transmission (CVT)
- Electric Parking Brake

## PRODUCTIVITY + DRIVE EXPERIENCE

- 6-speaker audio system with enhanced performance
- 8-inch diagonal fully digital, reconfigurable, color Driver Information Center
- 40/60 split-folding rear bench seat
- Buick Infotainment System<sup>5</sup> with 11-inch diagonal HD color touch-screen
- Buick QuietTuning<sup>™</sup> with Active Noise Cancellation
- Cruise control<sup>3</sup>
- Deep-tinted rear windows and liftgate glass
- Floor console with armrest
- Heated, power-adjustable outside mirrors
- Keyless Open and Start
- LED headlamps and signature Daytime Running Lamps
- Rear Seat Reminder<sup>6</sup>
- Remote Start
- Tilt/telescoping steering column
- USB ports<sup>7</sup>, Type-A (1) and Type-C (1), full-function, front row

- USB ports<sup>7</sup>, Type-A (1) and Type-C (1), charge-only, rear
- In-Vehicle Wi-Fi<sup>®</sup> Hotspot<sup>8</sup> capable
- Wireless Apple CarPlay<sup>®9</sup> and Android Auto<sup>™10</sup> capable
- Wrapped steering wheel with mounted controls

## KEY AVAILABLE FEATURES

Optional features and packages vary by trim level. See Order Guide for details.

- 1.3L Turbo engine (GM-estimated 155 hp/174 lb.-ft. of torque)
- 8-way power driver and front passenger seat with power lumbar
- 120-volt power outlet
- Adaptive Cruise Control<sup>3</sup>
- All-wheel drive with Driver Mode Selector and 9-speed automatic transmission
- Auto-dimming inside rearview mirror
- Bose<sup>®</sup> premium 7-speaker system with amplifier
- Dual-zone automatic climate control
- Fold-flat front passenger seat
- Hands-free power liftgate

- HD Surround Vision<sup>3</sup>
- Leather-appointed seating surfaces
- LED taillamps
- Memory settings for driver seat and outside mirrors
- Rainsense<sup>™</sup> front wipers
- Rear Camera Mirror<sup>3</sup> with washer
- Rear Park Assist<sup>3</sup>
- Available SiriusXM<sup>®11</sup>
- Tilt-sliding, power, panoramic moonroof
- Wireless device charging<sup>12</sup>

1 Premium paint; additional charge. 2 With rear seat folded. Cargo and load capacity limited by weight and distribution. 3 Safety or driver assistance features are no substitute for the driver's responsibility to operate the vehicle in a safe manner. Read the vehicle Owner's Manual for important safety and driver assistance feature limitations and information. 4 Services subject to user terms and limitations. Certain services require working electrical system, cell reception and GPS signal. OnStar links to emergency services. See <https://www.gmenvolve.com/software/onstar> for details. 5 Functionality varies by model. Full functionality requires compatible Bluetooth and smartphone. Some devices require USB connectivity. 6 Does not detect people or items. Always check rear seat before exiting vehicle. 7 Not compatible with all devices. 8 Service varies with conditions and location. Requires active service plan. See [onstar.com](https://onstar.com) for details and limitations. Vehicle must be on or in the accessory position for Wi-Fi to function. 9 Vehicle user interface is a product of Apple<sup>®</sup>, and its terms and privacy statements apply. Requires compatible iPhone<sup>®</sup>, and data plan rates apply. Apple CarPlay<sup>®</sup>, Siri<sup>®</sup>, iPhone<sup>®</sup> and Apple Music<sup>®</sup> are trademarks of Apple, Inc., registered in the U.S. and other countries. 10 Vehicle user interface is a product of Google, and its terms and privacy statements apply. Requires the Android Auto app on Google Play and a compatible Android<sup>™</sup> smartphone. Data plan rates apply. You can check which smartphones are compatible at [g.co/androidauto/requirements](https://g.co/androidauto/requirements). Android and Android Auto are trademarks of Google LLC. Wireless use of Android Auto requires a compatible Android 11.0+ phone and compatible active data plan. Check [g.co/androidauto/requirements](https://g.co/androidauto/requirements) for compatibility. 11 All SiriusXM services require a subscription. Service subject to the SiriusXM Customer Agreement and Privacy Policy, visit [www.siriusxm.com](https://www.siriusxm.com) to see complete terms and how to cancel which includes calling 1-866-635-2349. Some services, content and features are subject to device capabilities, an active data connection enabled in the vehicle and location availability. All fees, content and features are subject to change. Content varies by subscription plan. SiriusXM and related logos are trademarks of Sirius XM Radio Inc. and its respective subsidiaries. 12 The system wirelessly charges one compatible mobile device. Some phones have built-in wireless charging technology, and others require a special adapter or back cover. To check for phone or other device compatibility, see [my.buick.com/learn](https://my.buick.com/learn) for details or consult your carrier.







  
envolve



# 2026 CHEVROLET EQUINOX

## AVAILABLE MODELS

|                  |         |
|------------------|---------|
| LT FWD or AWD    | 1LT/2LT |
| ACTIV FWD or AWD | XDB/KDZ |
| RS FWD or AWD    | 1RS/2RS |

## EXTERIOR COLORS

 Cacti Green

 Lakeshore Blue Metallic

 Mosaic Black Metallic

 Polar White<sup>1</sup>

 Radiant Red Tintcoat<sup>1</sup>

 Reef Blue Metallic

 Sterling Gray Metallic

 Summit White

2026 Chevrolet Equinox LT shown.

NOTE: Exterior colors vary by trim level. See Order Guide for details.

# HIGHLIGHTS



STANDARD  
**11.3-INCH**  
Diagonal Advanced  
Color LCD Display



AVAILABLE  
**8-WAY**  
Power Driver Seat



AVAILABLE  
**ALL-WHEEL  
DRIVE**

# KEY STANDARD FEATURES

Features based on LT FWD model with 1LT equipment group.

## SAFETY + SECURITY

- Adaptive Cruise Control<sup>2</sup>
- Blind Zone Steering Assist<sup>2</sup>
- Buckle to Drive<sup>2</sup>
- Embedded OnStar<sup>®</sup> hardware, includes 8 years of OnStar Fleet Basics<sup>3</sup>
- Enhanced Automatic Emergency Braking<sup>2</sup>
- Forward Collision Alert<sup>2</sup>
- HD Rear Vision Camera<sup>2</sup>
- IntelliBeam<sup>2</sup> auto high beam control
- Intersection Automatic Emergency Braking<sup>2</sup>
- Lane Keep Assist with Lane Departure Warning<sup>2</sup>
- Occupant Presence Detection
- Rear Cross Traffic Braking<sup>2</sup>
- Rear Park Assist<sup>2</sup>
- Reverse Automatic Braking<sup>2</sup>
- Safety Alert Seat<sup>2</sup>
- Side Bicyclist Alert<sup>2</sup>

## PERFORMANCE

- 1.5L Turbo engine (175 hp/203 lb.-ft. of torque)
- Front-wheel drive with Continuously Variable Transmission

## PRODUCTIVITY + DRIVE EXPERIENCE

- In-Vehicle Wi-Fi<sup>®</sup> Hotspot<sup>4</sup> capable
- 11-inch diagonal Driver Information Center
- 12-volt power outlet, cargo area
- Active Noise Cancellation
- Auto heated steering wheel
- Cargo area mat
- Carpeted rear floor mats
- Cloth seating
- Deep-tinted rear glass
- Google built-in<sup>5</sup> infotainment experience with 11.3-inch diagonal advanced color LCD display
- Heated front bucket seats
- Heated, power-adjustable outside mirrors

- Keyless Open and Start
- LED headlamps and taillamps
- Remote Start
- Available SiriusXM<sup>®6</sup>
- USB ports<sup>7</sup>, Type-A (1) and Type-C (1), full-function, front row
- USB ports<sup>7</sup>, Type-C (2), charge-only, rear
- Wireless Apple CarPlay<sup>®8</sup> and Android Auto<sup>™9</sup> capable

## KEY AVAILABLE FEATURES

Optional features and packages vary by trim level. See Order Guide for details.

- 8-way power front seats with 2-way power lumbar control
- All-wheel drive with 8-speed automatic transmission
- AutoSense hands-free power programmable liftgate
- Dual-glass, power-sliding panoramic sunroof with power sunshade
- Dual-zone automatic climate control
- Evotex seating

- Front fog lamps
- HD Surround Vision<sup>2</sup>
- Heated rear outboard seats
- Heated wiper park
- Rainsense<sup>™</sup> front wipers
- Rear Camera Mirror<sup>2</sup> with washer
- Rear Pedestrian Alert<sup>2</sup>
- Roof rails
- Traffic Sign Recognition<sup>2</sup>
- Two-tone roof for contrasting color combinations
- Ventilated front seats
- Wireless device charging<sup>10</sup>

1 Premium paint; additional charge. 2 Safety or driver assistance features are no substitute for the driver's responsibility to operate the vehicle in a safe manner. Read the vehicle Owner's Manual for important safety and driver assistance feature limitations and information. 3 Services subject to user terms and limitations. Certain services require working electrical system, cell reception and GPS signal. OnStar links to emergency services. See <https://www.gmenvolve.com/software/onstar> for details. 4 Service varies with conditions and location. Requires active service plan. See [onstar.com](https://onstar.com) for details and limitations. Vehicle must be on or in the accessory position for Wi-Fi to function. 5 Google built-in services are subject to limitations and availability may vary by vehicle, infotainment system, and location. Select service plan required. Certain Google actions and functionality may require account linking. User terms and privacy statements apply. Google, Android Auto, Google Play and Google Maps are trademarks of Google LLC. 6 All SiriusXM services require a subscription. Service subject to the SiriusXM Customer Agreement and Privacy Policy, visit [www.siriusxm.com](https://www.siriusxm.com) to see complete terms and how to cancel which includes calling 1-866-635-2349. Some services, content and features are subject to device capabilities, an active data connection enabled in the vehicle and location availability. All fees, content and features are subject to change. Content varies by subscription plan. SiriusXM and related logos are trademarks of Sirius XM Radio Inc. and its respective subsidiaries. 7 Not compatible with all devices. 8 Vehicle user interface is a product of Apple<sup>®</sup> and its terms and privacy statements apply. Requires compatible iPhone<sup>®</sup> and data plan rates apply. Apple CarPlay<sup>®</sup>, Siri<sup>®</sup>, iPhone<sup>®</sup> and Apple Music<sup>®</sup> are trademarks of Apple, Inc., registered in the U.S. and other countries. 9 Vehicle user interface is a product of Google, and its terms and privacy statements apply. Requires the Android Auto app on Google Play and a compatible Android<sup>™</sup> smartphone. Data plan rates apply. You can check which smartphones are compatible at [g.co/androidauto/requirements](https://g.co/androidauto/requirements). Android and Android Auto are trademarks of Google LLC. Wireless use of Android Auto requires a compatible Android 11.0+ phone and compatible active data plan. Check [g.co/androidauto/requirements](https://g.co/androidauto/requirements) for compatibility. 10 The system wirelessly charges one compatible mobile device. Some phones have built-in wireless charging technology and others require a special adapter/back cover. To check for phone or other device compatibility, see [my.chevrolet.com/learn](https://my.chevrolet.com/learn) for details or consult your carrier.

  
envolve




# 2026 GMC TERRAIN


## AVAILABLE MODELS


|                      |         |
|----------------------|---------|
| Elevation FWD or AWD | 3SA/3SB |
| AT4 AWD              | 4SB     |
| Denali AWD           | 5SB     |


## EXTERIOR COLORS

 Downpour Metallic<sup>1</sup>

 Ebony Twilight Metallic<sup>1</sup>

 Glacier White Tricoat<sup>1</sup>

 Rapids Metallic<sup>1</sup>

 Riverstone Metallic<sup>1</sup>

 Sterling Metallic<sup>1</sup>

 Summit White

 Volcanic Red Tintcoat<sup>1</sup>

2026 GMC Terrain Elevation FWD shown.

# HIGHLIGHTS



STANDARD  
**1.5L TURBO**  
Engine



STANDARD  
**15-INCH DIAGONAL**  
Premium GMC Infotainment System



IN-VEHICLE  
**WI-FI® HOTSPOT<sup>2</sup>**  
Capable

# KEY STANDARD FEATURES

Features based on Elevation FWD model with 3SA equipment group.

## SAFETY + SECURITY

- Adaptive Cruise Control<sup>3</sup>
- Blind Zone Steering Assist<sup>3</sup>
- Buckle to Drive<sup>3</sup>
- Embedded OnStar<sup>®</sup> hardware, includes 8 years of OnStar Fleet Basics<sup>4</sup>
- Enhanced Automatic Emergency Braking<sup>3</sup>
- Following Distance Indicator<sup>3</sup>
- Forward Collision Alert<sup>3</sup>
- Front Pedestrian and Bicyclist Braking<sup>3</sup>
- HD Rear Vision Camera<sup>3</sup>
- IntelliBeam<sup>3</sup> auto high beam control
- Intersection Automatic Emergency Braking<sup>3</sup>
- Lane Keep Assist with Lane Departure Warning<sup>3</sup>
- Rear Cross Traffic Braking<sup>3</sup>

- Rear Park Assist<sup>3</sup>
- Reverse Automatic Braking<sup>3</sup>
- Safety Seat Alert<sup>3</sup>
- Side Bicyclist Alert<sup>3</sup>
- PERFORMANCE**
- 1.5L Turbo engine (175 hp/203 lb.-ft. of torque)
- 16-inch front- and rear-sliding caliper disc brakes
- Continuously Variable Transmission (CVT)
- Drive Mode Selector
- PRODUCTIVITY + DRIVE EXPERIENCE**
- In-Vehicle Wi-Fi<sup>®</sup> Hotspot<sup>2</sup> capable
- 6-speaker audio system
- 11-inch diagonal multicolor Driver Information Center
- 12-volt power outlet
- Active Noise Cancellation
- Carpeted floor mats, front and rear

- Google built-in<sup>5</sup> infotainment experience with 15-inch diagonal Premium GMC Infotainment System
- Heated front seats
- Heated, power-adjustable outside mirrors
- Heated steering wheel
- Keyless Open and Start
- LED headlamps and taillamps
- Remote panic alarm
- Remote Start
- Available SiriusXM<sup>®6</sup>
- USB ports<sup>7</sup>, Type-A (1) and Type-C (1), full-function, front row
- USB ports<sup>7</sup>, Type-C (2), charge-only, rear
- Wireless Apple CarPlay<sup>®8</sup> and Android Auto<sup>™9</sup> capable

## KEY AVAILABLE FEATURES

- Optional features and packages vary by trim level. See Order Guide for details.
- 8-way power driver seat with 2-way power lumbar
  - All-wheel drive with 8-speed automatic transmission
  - AutoSense hands-free power liftgate
  - Dual-zone automatic climate control
  - HD Surround Vision<sup>3</sup>
  - Heater wiper park
  - Panoramic power sunroof with sunshade
  - Rainsense<sup>™</sup> front wipers
  - Rear Camera Mirror<sup>3</sup> with washer
  - Rear Pedestrian Alert<sup>3</sup>
  - Traffic Sign Recognition<sup>3</sup>
  - Trailer Package<sup>10</sup>
  - Universal Home Remote
  - Ventilated front seats
  - Wireless device charging<sup>11</sup>

1 Premium paint; additional charge. 2 Service varies with conditions and location. Requires active service plan. See onstar.com for details and limitations. Vehicle must be on or in the accessory position for Wi-Fi to function. 3 Safety or driver assistance features are no substitute for the driver's responsibility to operate the vehicle in a safe manner. Read the vehicle Owner's Manual for important safety and driver assistance feature limitations and information. 4 Services subject to user terms and limitations. Certain services require working electrical system, cell reception and GPS signal. OnStar links to emergency services. See https://www.gmenvolve.com/software/onstar for details. 5 Google built-in services are subject to limitations and availability may vary by vehicle, infotainment system, and location. Select service plan required. Certain Google actions and functionality may require account linking. User terms and privacy statements apply. Google, Android Auto, Google Play and Google Maps are trademarks of Google LLC. 6 All SiriusXM services require a subscription. Service subject to the SiriusXM Customer Agreement and Privacy Policy, visit www.siriusxm.com to see complete terms and how to cancel which includes calling 1-866-635-2349. Some services, content and features are subject to device capabilities, an active data connection enabled in the vehicle and location availability. All fees, content and features are subject to change. Content varies by subscription plan. SiriusXM and related logos are trademarks of Sirius XM Radio Inc. and its respective subsidiaries. 7 Not compatible with all devices. 8 Vehicle user interface is a product of Apple<sup>®</sup> and its terms and privacy statements apply. Requires compatible iPhone<sup>®</sup> and data plan rates apply. Apple CarPlay<sup>®</sup>, Siri<sup>®</sup>, iPhone<sup>®</sup> and Apple Music<sup>®</sup> are trademarks of Apple, Inc., registered in the U.S. and other countries. 9 Vehicle user interface is a product of Google, and its terms and privacy statements apply. Requires the Android Auto app on Google Play and a compatible Android<sup>™</sup> smartphone. Data plan rates apply. You can check which smartphones are compatible at g.co/androidauto/requirements. Android and Android Auto are trademarks of Google LLC. Wireless use of Android Auto requires a compatible Android 11.0+ phone and compatible active data plan. Check g.co/androidauto/requirements for compatibility. 10 Before you buy a vehicle or use it for trailering, carefully review the Trailering section of the Owner's Manual. The trailering capacity of your specific vehicle may vary. The weight of passengers, cargo and options or accessories may reduce the amount you can trailer. 11 The system wirelessly charges one compatible mobile device. Some phones have built-in wireless charging technology and others require a special adapter or back cover. To check for phone or other device compatibility, see my.gmc.com/learn for details or consult your carrier.

envolve





# 2026 BUICK ENVISION


## AVAILABLE MODELS


|                   |     |
|-------------------|-----|
| Preferred AWD     | 1SC |
| Sport Touring AWD | 1SL |
| Avenir AWD        | 1SU |


## EXTERIOR COLORS

  
Brilliant Red<sup>1</sup>


  
Ebony Twilight Metallic<sup>1</sup>

  
Iridescent White Tricoat<sup>1</sup>

  
Midnight Opal

  
Moonstone Gray Metallic<sup>1</sup>

  
Quartz Blue Metallic<sup>1</sup>

  
Summit White

NOTE: Exterior colors vary by trim level. See Order Guide for details.

2025 Buick Envision Avenir AWD shown.

# HIGHLIGHTS



STANDARD  
**30-INCH**  
Ultra-Wide, Diagonal  
LCD Display Screen



STANDARD  
**40/60**  
Split-Bench Rear Seat



STANDARD  
**2.0L TURBO**  
Engine

# KEY STANDARD FEATURES

Features based on Preferred AWD model with 1SC equipment group.

## SAFETY + SECURITY

- Adaptive Cruise Control<sup>2</sup>
- Blind Zone Steering Assist<sup>2</sup>
- Buckle to Drive<sup>2</sup>
- Embedded OnStar<sup>®</sup> hardware, includes 8 years of OnStar Fleet Basics<sup>3</sup>
- Enhanced Automatic Emergency Braking<sup>2</sup>
- Following Distance Indicator<sup>2</sup>
- Forward Collision Alert<sup>2</sup>
- Front Pedestrian and Bicyclist Braking<sup>2</sup>
- IntelliBeam<sup>2</sup> auto high beam control
- Intersection Automatic Emergency Braking<sup>2</sup>
- HD Surround Vision<sup>2</sup>
- Lane Keep Assist with Lane Departure Warning<sup>2</sup>
- Rear Cross Traffic Braking<sup>2</sup>
- Rear Park Assist<sup>2</sup>
- Rear Pedestrian Alert<sup>2</sup>
- Reverse Automatic Braking<sup>2</sup>

- Safety Alert Seat<sup>2</sup>
- Side Bicyclist Alert<sup>2</sup>
- Traffic Sign Recognition<sup>2</sup>

## PERFORMANCE

- 2.0L Turbo engine (228 hp/258 lb.-ft. of torque)
- 4-wheel antilock disc brakes
- 5-link rear suspension
- 9-speed automatic transmission
- All-wheel drive
- Electronic Parking Brake

## PRODUCTIVITY + DRIVE EXPERIENCE

- 8-way power driver seat with power lumbar
- 40/60 split-bench rear seat
- Auto-dimming inside rearview mirror
- Bose<sup>®</sup> premium 9-speaker system
- Buick QuietTuning<sup>™</sup> with Active Noise Cancellation

- Google built-in<sup>4</sup> infotainment experience with ultra-wide, 30-inch diagonal LCD display screen
- Head-Up Display<sup>2</sup>
- Heated, power-adjustable and driver-side auto-dimming outside mirrors
- Keyless Open and Start
- Leather-wrapped steering wheel
- LED enhanced functionality headlamps, taillamps and Daytime Running Lamps
- Rear Seat Reminder<sup>5</sup>
- Remote Start
- Roof rails
- Single-zone automatic climate control
- Available SiriusXM<sup>®6</sup>
- USB ports<sup>7</sup> (4)
- In-Vehicle Wi-Fi<sup>®</sup> Hotspot<sup>8</sup> capable
- Wireless Apple CarPlay<sup>®9</sup> and Android Auto<sup>™10</sup> capable
- Wireless device charging<sup>11</sup>

## KEY AVAILABLE FEATURES

Optional features and packages vary by trim level. See Order Guide for details.

- 8-way power front passenger seat with power lumbar
- 110-volt power outlet
- Air Quality Indicator
- Dual-zone automatic climate control
- Hands-free power liftgate with LED logo projection
- Heated front seats
- Heated rear outboard seating positions
- Heated steering wheel
- Massage control for driver seat
- Perforated, leather-appointed seating
- Power panoramic, tilt-sliding moonroof
- Rear Camera Mirror<sup>2</sup> with washer
- Universal Home Remote
- Ventilated front seats

1 Premium paint; additional charge. 2 Safety or driver assistance features are no substitute for the driver's responsibility to operate the vehicle in a safe manner. Read the vehicle Owner's Manual for important safety and driver assistance feature limitations and information. 3 Services subject to user terms and limitations. Certain services require working electrical system, cell reception and GPS signal. OnStar links to emergency services. See <https://www.gmenvolve.com/software/onstar> for details. 4 Google built-in services are subject to limitations and availability may vary by vehicle, infotainment system, and location. Select service plan required. Certain Google actions and functionality may require account linking. User terms and privacy statements apply. Google, Android Auto, Google Play and Google Maps are trademarks of Google LLC. 5 Does not detect people or items. Always check rear seat before exiting vehicle. 6 All SiriusXM services require a subscription. Service subject to the SiriusXM Customer Agreement and Privacy Policy, visit [www.siriusxm.com](http://www.siriusxm.com) to see complete terms and how to cancel which includes calling 1-866-635-2349. Some services, content and features are subject to device capabilities, an active data connection enabled in the vehicle and location availability. All fees, content and features are subject to change. Content varies by subscription plan. SiriusXM and related logos are trademarks of Sirius XM Radio Inc. and its respective subsidiaries. 7 Not compatible with all devices. 8 Service varies with conditions and location. Requires active service plan. See [onstar.com](http://onstar.com) for details and limitations. Vehicle must be on or in the accessory position for Wi-Fi to function. 9 Vehicle user interface is a product of Apple<sup>®</sup> and its terms and privacy statements apply. Requires compatible iPhone<sup>®</sup> and data plan rates apply. Apple CarPlay<sup>®</sup>, Siri<sup>®</sup>, iPhone<sup>®</sup> and Apple Music<sup>®</sup> are trademarks of Apple, Inc., registered in the U.S. and other countries. 10 Vehicle user interface is a product of Google, and its terms and privacy statements apply. Requires the Android Auto app on Google Play and a compatible Android<sup>™</sup> smartphone. Data plan rates apply. You can check which smartphones are compatible at [g.co/androidauto/requirements](http://g.co/androidauto/requirements). Android and Android Auto are trademarks of Google LLC. Wireless use of Android Auto requires a compatible Android 11.0+ phone and compatible active data plan. Check [g.co/androidauto/requirements](http://g.co/androidauto/requirements) for compatibility. 11 The system wirelessly charges one compatible mobile device. Some phones have built-in wireless charging technology and others require a special adapter or back cover. To check for phone or other device compatibility, see [my.buick.com/learn](http://my.buick.com/learn) for details or consult your carrier.



# 2025 CADILLAC XT4


## AVAILABLE MODELS

|                           |         |
|---------------------------|---------|
| Premium Luxury FWD or AWD | 1SD/1SE |
| Sport FWD or AWD          | 1SF/1SG |

## EXTERIOR COLORS

 Argent Silver Metallic

 Crystal White Tricoat¹

 Deep Sea Metallic¹

 Emerald Lake Metallic¹

 Latte Metallic¹

 Midnight Sky Metallic¹

 Radiant Red Tintcoat¹

 Stellar Black Metallic¹

NOTE: Exterior colors vary by trim level. See Order Guide for details.

2025 Cadillac XT4 Premium Luxury shown.

# HIGHLIGHTS



UP TO  
**48.9 CU. FT.**  
Max. Cargo Space²



STANDARD  
**2.0L TURBO**  
Engine



STANDARD  
**33-INCH**  
Diagonal Advanced  
Color LED Display

# KEY STANDARD FEATURES

Features based on Premium Luxury FWD model with 1SD equipment group.

## SAFETY + SECURITY

- Adaptive Cruise Control³
- Automatic Speed Limit Assist³
- Blind Zone Steering Assist³
- Embedded OnStar® hardware, includes 8 years of OnStar Fleet Basics⁴ and 3 years of OnStar One Fleet⁵
- Enhanced Automatic Emergency Braking³
- Enhanced Lane Keep Assist with Lane Departure Warning³
- Forward Collision Alert³
- Front Pedestrian and Bicyclist Braking³
- HD Surround Vision³
- IntelliBeam³ auto high beam control
- Intersection Automatic Emergency Braking³
- Rear Cross Traffic Braking³
- Rear Park Assist³
- Rear Pedestrian Alert³
- Reverse Automatic Braking³

- Safety Alert Seat³
- Side Bicyclist Alert³
- Tire Pressure Monitoring System (excludes spare tire) with Tire Fill Alert
- Traffic Sign Recognition³

## PERFORMANCE

- 2.0L Turbo engine (235 hp/258 lb.-ft. of torque)
- 4-wheel antilock disc brakes with Duralife™ brake rotors
- 9-speed automatic transmission
- Driver Mode Selector
- Hill Hold and Start Assist

## PRODUCTIVITY + DRIVE EXPERIENCE

- In-Vehicle Wi-Fi® Hotspot⁶ capable
- 8-way power driver and 6-way power front passenger seat
- 60/40 split-folding rear seat
- Active Noise Cancellation
- Adaptive Remote Start

- Ambient accent lighting
- Auto-dimming inside rearview mirror
- Dual-zone automatic climate control
- Google built-in⁷ infotainment experience with curved 33-inch diagonal advanced color LED display
- Hands-free power liftgate with programmable memory height
- LED Daytime Running Lamps, headlamps, taillamps and front turn signals
- Lockable glovebox
- Power-folding, driver-side auto-dimming outside mirrors
- Rainsense™ front wipers
- Rotary infotainment controller
- Available SiriusXM® with 360L⁸
- USB ports⁹ (4)
- Wireless Apple CarPlay®¹⁰ and Android Auto™¹¹ capable

## KEY AVAILABLE FEATURES

Optional features and packages vary by trim level. See Order Guide for details.

- 8-way power front passenger seat
- Active Sport Suspension with Continuous Damping Control (Sport only)
- AKG Premium 13-speaker system
- All-wheel drive
- Head-Up Display³
- Heated front seats and steering wheel
- Heated outboard rear seats
- Power tilt and slide dual panel sunroof
- Rear Camera Mirror³ with washer
- Trailer Package¹²
- Ventilated front seats
- Wireless device charging¹³

1 Premium paint; additional cost. 2 With rear seats folded. Cargo and load capacity limited by weight and distribution. 3 Safety or driver assistance features are no substitute for the driver's responsibility to operate the vehicle in a safe manner. Read the vehicle Owner's Manual for important feature limitations and information. 4 Services subject to user terms and limitations. Certain services require working electrical system, cell reception and GPS signal. OnStar links to emergency services. See <https://www.gmenvolve.com/software/onstar> for details. 5 Services subject to user terms and limitations. Certain services require working electrical system, cell reception and GPS signal. OnStar links to emergency services. See <https://www.gmenvolve.com/software/onstar> for details. Availability subject to change. 6 Service varies with conditions and location. Requires active service plan. See [onstar.com](https://onstar.com) for details and limitations. Vehicle must be on or in the accessory position for Wi-Fi to function. 7 Google built-in services are subject to limitations and availability may vary by vehicle, infotainment system, and location. Select service plan required. Certain Google actions and functionality may require account linking. User terms and privacy statements apply. Google, Android Auto, Google Play and Google Maps are trademarks of Google LLC. 8 Some features, including streaming content and listening recommendations, require GM connected vehicle services. GM connected vehicle services vary by vehicle model and require an active service plan, working electrical system, cell reception and GPS signal. See [onstar.com](https://onstar.com) for details and limitations. 9 Not compatible with all devices. 10 Vehicle user interface is a product of Apple® and its terms and privacy statements apply. Requires compatible iPhone® and data plan rates apply. Apple CarPlay®, Siri®, iPhone® and Apple Music® are trademarks of Apple, Inc., registered in the U.S. and other countries. 11 Vehicle user interface is a product of Google, and its terms and privacy statements apply. Requires the Android Auto app on Google Play and a compatible Android™ smartphone. Data plan rates apply. You can check which smartphones are compatible at [g.co/androidauto/requirements](https://g.co/androidauto/requirements). Android and Android Auto are trademarks of Google LLC. 12 Before you buy a vehicle or use it for trailering, carefully review the Trailering section of the Owner's Manual. The trailering capacity of your specific vehicle may vary. The weight of passengers, cargo and options or accessories may reduce the amount you can trailer. 13 The system wirelessly charges one compatible mobile device. Some phones have built-in wireless charging technology and others require a special adapter/back cover. To check for phone or other device compatibility, see [my.cadillac.com/learn](https://my.cadillac.com/learn) for details or consult your carrier.







  
envolve




# 2025 CADILLAC XT5

## AVAILABLE MODELS

|                           |         |
|---------------------------|---------|
| Luxury FWD or AWD         | 1SA/1SB |
| Premium Luxury FWD or AWD | 1SC/1SD |
| Sport AWD                 | 1SF     |

## EXTERIOR COLORS

 Argent Silver Metallic

 Crystal White Tricoat<sup>1</sup>

 Emerald Lake Metallic<sup>1</sup>

 Midnight Sky Metallic<sup>1</sup>

 Opulent Blue Metallic<sup>1</sup>

NOTE: Exterior colors vary by trim level. See Order Guide for details.

2024 Cadillac XT5 Premium Luxury shown.

HIGHLIGHTS



UP TO  
**63 CU. FT.**  
Max. Cargo Space<sup>2</sup>



STANDARD  
**2.0L TURBO**  
Engine



STANDARD  
**8-WAY**  
Power Driver Seat

# KEY STANDARD FEATURES

Features based on Luxury FWD model with 1SA equipment group.

## SAFETY + SECURITY

- Automatic Emergency Braking<sup>3</sup>
- Embedded OnStar<sup>®</sup> hardware, includes 8 years of OnStar Fleet Basics<sup>4</sup> and 3 years of OnStar One Fleet<sup>5</sup>
- Following Distance Indicator<sup>3</sup>
- Forward Collision Alert<sup>3</sup>
- Front and Rear Park Assist<sup>3</sup>
- Front Pedestrian Braking<sup>3</sup>
- HD Rear Vision Camera<sup>3</sup>
- IntelliBeam<sup>3</sup> auto high beam control
- Lane Keep Assist with Lane Departure Warning<sup>3</sup>
- Safety Alert Seat<sup>3</sup>
- Tire Pressure Monitoring System (excludes spare tire)

## PERFORMANCE

- 2.0L Turbo engine (235 hp/258 lb.-ft. of torque)
- 9-speed automatic transmission
- Driver Mode Selector

- Electric Parking Brake
- Electronic Precision Shift
- PRODUCTIVITY + DRIVE EXPERIENCE**
- 8-way power driver seat
- 60/40 split-folding, sliding and reclining rear seat with cargo area release
- Adaptive Remote Start
- Bose<sup>®</sup> premium 8-speaker system
- Cadillac user experience<sup>6</sup> with 8-inch diagonal color information display
- Dual-zone automatic climate control
- Floor mats, color-keyed for all rows
- Power liftgate with programmable memory height
- Available SiriusXM<sup>®</sup> with 360L<sup>7</sup>
- USB ports<sup>8</sup> (4)
- In-Vehicle Wi-Fi<sup>®</sup> Hotspot<sup>9</sup> capable
- Wireless Apple CarPlay<sup>®10</sup> and Android Auto<sup>™11</sup> capable

## KEY AVAILABLE FEATURES

- Optional features and packages vary by trim level. See Order Guide for details.
- 3.6L V6 engine (310 hp/271 lb.-ft. of torque)
- Adaptive Cruise Control<sup>3</sup>
- Advanced Security Package
- Automatic Parking Assist<sup>3</sup> with braking
- Bose<sup>®</sup> Performance Series 14-speaker system, includes Cadillac speaker grille pattern
- Cadillac user experience<sup>6</sup> with embedded Navigation<sup>12</sup>
- Enhanced Automatic Emergency Braking<sup>3</sup>
- Hands-free power liftgate with Cadillac-branded projection light
- HD Surround Vision<sup>3</sup>
- Head-Up Display<sup>3</sup>
- Heated steering wheel
- Hitch Guidance<sup>3</sup> with Hitch View<sup>3</sup>
- Lane Change Alert with Side Blind Zone Alert<sup>3</sup>

- Performance suspension with driver-selectable modes
- Rainsense<sup>™</sup> front wipers
- Rear Camera Mirror<sup>3</sup> with washer
- Rear Cross Traffic Alert<sup>3</sup>
- Rear Pedestrian Alert<sup>3</sup>
- Retractable rear cargo shade
- Reverse Automatic Braking<sup>3</sup>
- Tri-zone automatic climate control
- UltraView<sup>®</sup> power sunroof
- Wireless device charging<sup>13</sup>

## AVAILABLE LIVERY PACKAGE (RPO: ZR3)

Includes Cadillac's Professional Vehicle Limited Warranty for 3 years or 150,000 miles<sup>14</sup>

1 Premium paint; additional cost. 2 With rear seats folded. Cargo and load capacity limited by weight and distribution. 3 Safety or driver assistance features are no substitute for the driver's responsibility to operate the vehicle in a safe manner. Read the vehicle Owner's Manual for important feature limitations and information. 4 Services subject to user terms and limitations. Certain services require working electrical system, cell reception and GPS signal. OnStar links to emergency services. See <https://www.gmenvolve.com/software/onstar> for details. 5 Services subject to user terms and limitations. Certain services require working electrical system, cell reception and GPS signal. OnStar links to emergency services. See <https://www.gmenvolve.com/software/onstar> for details. Availability subject to change. 6 Functionality varies by model. Full functionality requires compatible Bluetooth and smartphone. Some devices require USB connectivity. 7 Some features, including streaming content and listening recommendations, require GM connected vehicle services. GM connected vehicle services vary by vehicle model and require an active service plan, working electrical system, cell reception and GPS signal. See [onstar.com](https://onstar.com) for details and limitations. 8 Not compatible with all devices. 9 Service varies with conditions and location. Requires active service plan. See [onstar.com](https://onstar.com) for details and limitations. Vehicle must be on or in the accessory position for Wi-Fi to function. 10 Vehicle user interface is a product of Apple<sup>®</sup> and its terms and privacy statements apply. Requires compatible iPhone<sup>®</sup> and data plan rates apply. Apple CarPlay<sup>®</sup>, Siri<sup>®</sup>, iPhone<sup>®</sup> and Apple Music<sup>®</sup> are trademarks of Apple, Inc., registered in the U.S. and other countries. 11 Vehicle user interface is a product of Google, and its terms and privacy statements apply. Requires the Android Auto app on Google Play and a compatible Android<sup>™</sup> smartphone. Data plan rates apply. You can check which smartphones are compatible at [g.co/androidauto/requirements](https://g.co/androidauto/requirements). Android and Android Auto are trademarks of Google LLC. 12 Map coverage available in the U.S., Puerto Rico and Canada. See [onstar.com](https://onstar.com) for details and limitations. 13 The system wirelessly charges one compatible mobile device. Some phones have built-in wireless charging technology and others require a special adapter/back cover. To check for phone or other device compatibility, see [my.cadillac.com/learn](https://my.cadillac.com/learn) for details or consult your carrier. 14 Whichever comes first. See dealer for limited warranty details.







  
envolve



# 2025 CHEVROLET BLAZER

## AVAILABLE MODELS

|                    |         |
|--------------------|---------|
| LT FWD or AWD      | 2LT/3LT |
| RS FWD or AWD      | 1RS     |
| Premier FWD or AWD | 0HD     |

## EXTERIOR COLORS

 Black

 Habanero Orange

 Iridescent Pearl Tricoat<sup>1</sup>

 Radiant Red Tintcoat<sup>1</sup>

 Riptide Blue Metallic

NOTE: Exterior colors vary by trim level. See Order Guide for details.

2025 Chevrolet Blazer LT FWD shown.

# HIGHLIGHTS



STANDARD  
**10.2-INCH**  
Diagonal HD Color  
Touch-Screen



STANDARD  
**2.0L TURBO**  
Engine



UP TO  
**64.2 CU. FT.**  
Max. Cargo Space<sup>2</sup>

# KEY STANDARD FEATURES

Features based on LT FWD model with 2LT equipment group.

## SAFETY + SECURITY

- Buckle to Drive<sup>3</sup>
  - Chevy Safety Assist, includes Automatic Emergency Braking<sup>3</sup>, Front Pedestrian Braking<sup>3</sup>, Lane Keep Assist with Lane Departure Warning<sup>3</sup>, Following Distance Indicator<sup>3</sup>, Forward Collision Alert<sup>3</sup> and IntelliBeam<sup>3</sup> auto high beam control
  - Embedded OnStar<sup>®</sup> hardware, includes 8 years of OnStar Fleet Basics<sup>4</sup>
  - HD Rear Vision Camera<sup>3</sup>
  - Safety Seat Alert<sup>3</sup>
  - Tire Pressure Monitoring System (excludes spare tire) with Tire Fill Alert
- ## PERFORMANCE
- 2.0L Turbo engine (228 hp/258 lb.-ft. of torque)
  - 9-speed automatic transmission
  - Driver Mode Selector
  - StabiliTrak<sup>®</sup> Electronic Stability Control System with Traction Control

## PRODUCTIVITY + DRIVE EXPERIENCE

- 6-speaker audio system
- 8-way power driver seat with power lumbar
- Active Noise Cancellation
- Capless fuel fill
- Chevrolet Infotainment 3 Plus<sup>5</sup> with 10.2-inch diagonal HD color touch-screen
- Cruise control<sup>3</sup>
- Deep-tinted glass on rear windows and liftgate
- Dual-zone automatic climate control
- Electronic lockable glove box
- Heated front seats
- Heated, power-adjustable outside mirrors
- Keyless Open and Start
- LED headlamps, Daytime Running Lamps and taillamps
- Manual tilt/telescoping steering column
- Power windows with Express-Down on all and driver Express-Up
- Rear Seat Reminder<sup>6</sup>

- Remote Start
  - Available SiriusXM<sup>®</sup> with 360L<sup>7</sup>
  - USB ports<sup>8</sup> (4)
  - In-Vehicle Wi-Fi<sup>®</sup> Hotspot<sup>9</sup> capable
  - Wireless Apple CarPlay<sup>®10</sup> and Android Auto<sup>™11</sup> capable
- ## KEY AVAILABLE FEATURES
- Optional features and packages vary by trim level. See Order Guide for details.
- 3.6L V6 engine (308 hp/270 lb.-ft. of torque)
  - 2 additional USB ports<sup>8</sup>, SD Card Reader and auxiliary input jack
  - 6-way power front passenger seat
  - 8-inch diagonal multicolor, reconfigurable cluster
  - 120-volt power outlet
  - Adaptive Cruise Control<sup>3</sup>
  - Bose<sup>®</sup> premium 8-speaker audio system
  - Chevrolet Infotainment 3 Premium<sup>5</sup> with connected Navigation<sup>12</sup>
  - Enhanced Automatic Emergency Braking<sup>3</sup>
  - Hands-free power programmable liftgate
  - HD Surround Vision<sup>3</sup>

- Heated, wrapped steering wheel
- Hitch Guidance<sup>3</sup> with Hitch View<sup>3</sup>
- Lane Change Alert with Side Blind Zone Alert<sup>3</sup>
- Memory settings for driver seat, outside mirrors and steering column
- Perforated, leather-appointed seating surfaces
- Power tilt/telescoping steering column
- Rear Camera Mirror<sup>3</sup> with washer
- Rear Cross Traffic Alert<sup>3</sup>
- Rear Park Assist<sup>3</sup>
- Tilt-sliding power panoramic sunroof with power sunshade
- Twin-clutch Advanced AWD
- Two-tone roof
- Ventilated front seats
- Wireless device charging<sup>13</sup>

1 Premium paint; additional cost. 2 With rear seats folded. Cargo and load capacity limited by weight and distribution. 3 Safety or driver assistance features are no substitute for the driver's responsibility to operate the vehicle in a safe manner. Read the vehicle Owner's Manual for important feature limitations and information. 4 Services subject to user terms and limitations. Certain services require working electrical system, cell reception and GPS signal. OnStar links to emergency services. See <https://www.gmenvolve.com/software/onstar> for details. Availability subject to change. 5 Functionality varies by model. Full functionality requires compatible Bluetooth and smartphone. Some devices require USB connectivity. 6 Does not detect people or items. Always check rear seat before exiting vehicle. 7 Some features, including streaming content and listening recommendations, require GM connected vehicle services. GM connected vehicle services vary by vehicle model and require an active service plan, working electrical system, cell reception and GPS signal. See [onstar.com](https://onstar.com) for details and limitations. 8 Not compatible with all devices. 9 Service varies with conditions and location. Requires active service plan. See [onstar.com](https://onstar.com) for details and limitations. Vehicle must be on or in the accessory position for Wi-Fi to function. 10 Vehicle user interface is a product of Apple<sup>®</sup> and its terms and privacy statements apply. Requires compatible iPhone<sup>®</sup> and data plan rates apply. Apple CarPlay<sup>®</sup>, Siri<sup>®</sup>, iPhone<sup>®</sup> and Apple Music<sup>®</sup> are trademarks of Apple, Inc., registered in the U.S. and other countries. 11 Vehicle user interface is a product of Google, and its terms and privacy statements apply. Requires the Android Auto app on Google Play and a compatible Android<sup>™</sup> smartphone. Data plan rates apply. You can check which smartphones are compatible at [g.co/androidauto/requirements](https://g.co/androidauto/requirements). Android and Android Auto are trademarks of Google LLC. 12 Map coverage available in the U.S., Puerto Rico and Canada. See [onstar.com](https://onstar.com) for details and limitations. 13 The system wirelessly charges one compatible mobile device. Some phones have built-in wireless charging technology and others require a special adapter/back cover. To check for phone or other device compatibility, see [my.chevrolet.com/learn](https://my.chevrolet.com/learn) for details or consult your carrier.







  
envolve

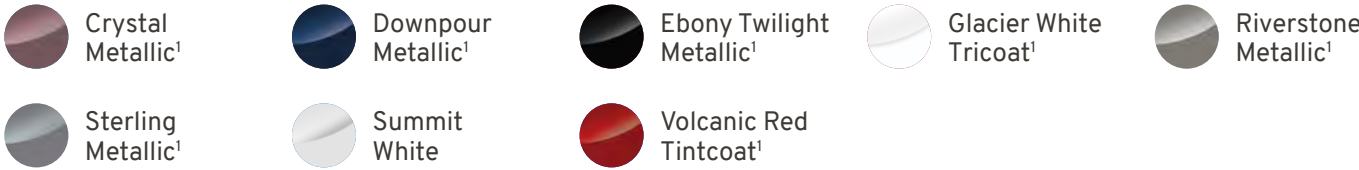


# 2026 GMC ACADIA

## AVAILABLE MODELS

|                      |         |
|----------------------|---------|
| Elevation FWD or AWD | 4SC/4SD |
| AT4 AWD              | 4SB     |
| Denali FWD or AWD    | 5SA/5SB |

## EXTERIOR COLORS



NOTE: Exterior colors vary by trim level. See Order Guide for details.

2025 GMC Acadia AT4 AWD shown.

# HIGHLIGHTS



UP TO  
**97.5 CU. FT.**  
Max. Cargo Space<sup>2</sup>



STANDARD  
**15-INCH**  
Diagonal Color  
Touch-Screen



UP TO  
**8 STANDARD  
SEATING**  
On Elevation Model

# KEY STANDARD FEATURES

Features based on Elevation FWD model with 4SC equipment group.

## SAFETY + SECURITY

- Adaptive Cruise Control<sup>3</sup>
- Blind Zone Steering Assist<sup>3</sup>
- Buckle to Drive<sup>3</sup>
- Embedded OnStar<sup>®</sup> hardware, includes 3 years of OnStar Fleet Basics<sup>4</sup>
- Enhanced Automatic Emergency Braking<sup>3</sup>
- Following Distance Indicator<sup>3</sup>
- Forward Collision Alert<sup>3</sup>
- Front Pedestrian and Bicyclist Braking<sup>3</sup>
- HD Surround Vision<sup>3</sup>
- IntelliBeam<sup>3</sup> auto high beam control
- Intersection Automatic Emergency Braking<sup>3</sup>
- Lane Keep Assist with Lane Departure Warning<sup>3</sup>
- Rear Camera Mirror<sup>3</sup> with washer
- Rear Cross Traffic Braking<sup>3</sup>
- Rear Park Assist<sup>3</sup>
- Rear Pedestrian Alert<sup>3</sup>

- Reverse Automatic Braking<sup>3</sup>
- Safety Alert Seat<sup>3</sup>
- Side Bicyclist Alert<sup>3</sup>
- Tire Pressure Monitoring System (excludes spare tire), includes Tire Fill Alert
- Traffic Sign Recognition<sup>3</sup>

## PERFORMANCE

- 2.5L Turbo engine (328 hp/326 lb.-ft. of torque)
- 8-speed automatic transmission
- Electronic Precision Shift

## PRODUCTIVITY + DRIVE EXPERIENCE

- 8-way power driver seat with power lumbar
- 11-inch diagonal Driver Information Center
- 120-volt power outlet
- Active Noise Cancellation
- AutoSense hands-free power programmable liftgate
- Bose<sup>®</sup> premium 12-speaker audio system with subwoofer

- Heated front seats
- Heated, power-adjustable outside mirrors with integrated turn signal indicators
- Heated steering wheel
- Keyless Open and Start
- Premium GMC Infotainment System with 15-inch diagonal color touch-screen with Google built-in<sup>5</sup> compatibility
- Remote Keyless Entry<sup>6</sup>
- Remote Start
- Available SiriusXM<sup>®</sup> with 360L<sup>7</sup>
- Trailer Package<sup>8</sup>, includes heavy-duty cooling system, Hitch Guidance<sup>3</sup> with Hitch View<sup>3</sup>, 220-amp alternator, factory-installed hitch and 7-pin wiring harness
- Tri-zone automatic climate control
- USB ports<sup>9</sup> (6), Type-A and Type-C
- In-Vehicle Wi-Fi<sup>®</sup> Hotspot<sup>10</sup> capable
- Wireless Apple CarPlay<sup>®11</sup> and Android Auto<sup>™12</sup> capable
- Wireless device charging<sup>13</sup>

## KEY AVAILABLE FEATURES

Optional features and packages vary by trim level. See Order Guide for details.

- 6-way power front passenger seat with power lumbar
- 7-passenger seating with second-row bucket seats and 60/40 split-folding third-row bench seat
- 8-inch diagonal Head-Up Display<sup>3</sup>
- 60/40 split, power-folding third-row bench seat
- Auto-dimming inside rearview mirror
- Bose<sup>®</sup> performance 16-speaker audio system with subwoofer
- Elevation Premium Package
- Enhanced Automatic Parking Assist<sup>3</sup>
- Heated wiper park
- Power panoramic sunroof with sunshade
- Power tilt/telescoping steering column
- Rainsense<sup>™</sup> front wipers
- Available Super Cruise<sup>®14</sup> hands-free driver assistance technology
- Universal Home Remote
- Ventilated front seats

1 Premium paint; additional charge. 2 With second and third rows folded. Cargo and load capacity limited by weight and distribution. 3 Safety or driver assistance features are no substitute for the driver's responsibility to operate the vehicle in a safe manner. Read the vehicle Owner's Manual for important safety and driver assistance feature limitations and information. 4 Services subject to user terms and limitations. Certain services require working electrical system, cell reception and GPS signal. OnStar links to emergency services. See <https://www.gmenvolve.com/software/onstar> for details. 5 Google built-in services are subject to limitations and availability may vary by vehicle, infotainment system, and location. Select service plan required. Certain Google actions and functionality may require account linking. User terms and privacy statements apply. Google, Android Auto, Google Play and Google Maps are trademarks of Google LLC. 6 Requires active service plan. Lock/unlock feature requires automatic locks. Remote start requires GM factory-installed and enabled remote start system. See [onstar.com](https://onstar.com) for details and limitations. 7 Some features, including streaming content and listening recommendations, require GM connected vehicle services. GM connected vehicle services vary by vehicle model and require an active service plan, working electrical system, cell reception and GPS signal. See [onstar.com](https://onstar.com) for details and limitations. 8 Before you buy a vehicle or use it for trailering, carefully review the Trailering section of the Owner's Manual. The trailering capacity of your specific vehicle may vary. The weight of passengers, cargo and options or accessories may reduce the amount you can trailer. 9 Not compatible with all devices. 10 Service varies with conditions and location. Requires active service plan. See [onstar.com](https://onstar.com) for details and limitations. Vehicle must be on or in the accessory position for Wi-Fi to function. 11 Vehicle user interface is a product of Apple<sup>®</sup> and its terms and privacy statements apply. Requires compatible iPhone<sup>®</sup> and data plan rates apply. Apple CarPlay<sup>®</sup>, Siri<sup>®</sup>, iPhone<sup>®</sup> and Apple Music<sup>®</sup> are trademarks of Apple, Inc., registered in the U.S. and other countries. 12 Vehicle user interface is a product of Google, and its terms and privacy statements apply. Requires the Android Auto app on Google Play and a compatible Android<sup>™</sup> smartphone. Data plan rates apply. You can check which smartphones are compatible at [g.co/androidauto/requirements](https://g.co/androidauto/requirements). Android and Android Auto are trademarks of Google LLC. Wireless use of Android Auto requires a compatible Android 11.0+ phone and compatible active data plan. Check [g.co/androidauto/requirements](https://g.co/androidauto/requirements) for compatibility. 13 The system wirelessly charges one compatible mobile device. Some phones have built-in wireless charging technology and others require a special adapter or back cover. To check for phone or other device compatibility, see [my.gmc.com/learn](https://my.gmc.com/learn) for details or consult your carrier. 14 OnStar services vary by vehicle model and require an active service plan, working electrical system, cell reception and GPS signal. Does not include security services; Super Cruise vehicles are connected to emergency services. See [onstar.com](https://onstar.com) for details and limitations. Always pay attention while driving and when using Super Cruise. Do not use a hand-held device. Visit <https://www.gmc.com/connectivity-technology/super-cruise> for compatible roads and full details.

**envolve**



# 2026 CHEVROLET TRAVERSE

## AVAILABLE MODELS

|               |         |                         |         |
|---------------|---------|-------------------------|---------|
| LT FWD or AWD | 1LT/2LT | High Country FWD or AWD | 1LZ/2LZ |
| Z71 AWD       | ZZ7     | RS FWD or AWD           | 1RS/2RS |

## EXTERIOR COLORS

Lakeshore Blue Metallic

Mosaic Black Metallic

Polar White Tricoat<sup>1</sup>

Radiant Red Tintcoat<sup>1</sup>

Sandstone Gray

Stardust Metallic

Sterling Gray Metallic

Summit White

2025 Chevrolet Traverse LT FWD shown.

NOTE: Exterior colors vary by trim level. See Order Guide for details.

# HIGHLIGHTS



UP TO  
**97.6 CU. FT.**  
Max. Cargo Space<sup>2</sup>



UP TO  
**8**  
Max. Seating<sup>3</sup>



STANDARD  
**17.7-INCH**  
Diagonal Color  
Touch-Screen

# KEY STANDARD FEATURES

Features based on LT FWD model with 1LT equipment group.

## SAFETY + SECURITY

- Adaptive Cruise Control<sup>4</sup>
- Blind Zone Steering Assist<sup>4</sup>
- Buckle to Drive<sup>4</sup>
- Embedded OnStar<sup>®</sup> hardware, includes 8 years of OnStar Fleet Basics<sup>5</sup>
- Enhanced Automatic Emergency Braking<sup>4</sup>
- Following Distance Indicator<sup>4</sup>
- Forward Collision Alert<sup>4</sup>
- Front Pedestrian and Bicyclist Braking<sup>4</sup>
- HD Rear Vision Camera<sup>4</sup>
- IntelliBeam<sup>4</sup> auto high beam control
- Intersection Automatic Emergency Braking<sup>4</sup>
- Lane Keep Assist with Lane Departure Warning<sup>4</sup>
- Rear Cross Traffic Braking<sup>4</sup>
- Rear Park Assist<sup>4</sup>
- Reverse Automatic Braking<sup>4</sup>
- Safety Alert Seat<sup>4</sup>
- Side Bicyclist Alert<sup>4</sup>

## PERFORMANCE

- 2.5L Turbo engine (328 hp/326 lb.-ft. of torque)
- 8-speed automatic transmission
- Electronic Precision Shift
- 7-passenger seating with second-row bucket seats
- 8-way power driver seat
- 11-inch diagonal Driver Information Center
- 60/40 flat-folding split-bench third-row seat
- AutoSense hands-free power programmable liftgate
- Carpeted floor mats, front and rear
- Google built-in<sup>6</sup> infotainment experience with 17.7-inch diagonal advanced color high-contrast LCD display
- Heated front seats
- Heated, wrapped steering wheel
- Keyless Open, all doors, includes extended-range Remote Keyless Entry<sup>7</sup> with lock/unlock feature

## PRODUCTIVITY + DRIVE EXPERIENCE

- Remote Start
- Available SiriusXM<sup>®</sup> with 360L<sup>8</sup>
- Trailer Package<sup>9</sup>, includes hitch with hitch cover, heavy-duty cooling system, Hitch Guidance<sup>4</sup> with Hitch View<sup>4</sup> and 220-amp alternator
- Tri-zone automatic climate control
- USB ports<sup>10</sup> (6)
- In-Vehicle Wi-Fi<sup>®</sup> Hotspot<sup>11</sup> capable
- Wireless Apple CarPlay<sup>®12</sup> and Android Auto<sup>™13</sup> capable
- Wireless device charging<sup>14</sup>

## KEY AVAILABLE FEATURES

Optional features and packages vary by trim level. See Order Guide for details.

- 8-passenger seating with second-row 60/40 flat-folding split-bench seat
- 120-volt power outlet
- All-wheel drive
- Auto-dimming inside rearview mirror

- Bose<sup>®</sup> 12-speaker audio system
- Digital Key
- Dual-glass, power panoramic sunroof with power sunshade
- Enhanced Automatic Parking Assist<sup>4</sup>
- HD Surround Vision<sup>4</sup>
- Heated outboard second-row seats
- Power-folding, 60/40 split-bench third row
- Power tilt/telescoping steering column
- Rainsense<sup>™</sup> front wipers
- Rear Camera Mirror<sup>4</sup> with washer
- Rear Pedestrian Alert<sup>4</sup>
- Sun and Wheel Package
- Available Super Cruise<sup>®15</sup> hands-free driver assistance technology
- Traffic Sign Recognition<sup>4</sup>
- Universal Home Remote
- Ventilated front seats

1 Premium paint; additional charge. 2 With second and third rows folded. Cargo and load capacity limited by weight and distribution. 3 Available on LT models with second-row bench seat. Z71, High Country and RS models seat seven. 4 Safety or driver assistance features are no substitute for the driver's responsibility to operate the vehicle in a safe manner. Read the vehicle Owner's Manual for important safety and driver assistance feature limitations and information. 5 Services subject to user terms and limitations. Certain services require working electrical system, cell reception and GPS signal. OnStar links to emergency services. See <https://www.gmenvolve.com/software/onstar> for details. 6 Google built-in services are subject to limitations and availability may vary by vehicle, infotainment system, and location. Select service plan required. Certain Google actions and functionality may require account linking. User terms and privacy statements apply. Google, Android Auto, Google Play and Google Maps are trademarks of Google LLC. 7 Requires active service plan. Lock/unlock feature requires automatic locks. Remote start requires GM factory-installed and enabled remote start system. See [onstar.com](https://onstar.com) for details and limitations. 8 Some features, including streaming content and listening recommendations, require GM connected vehicle services. GM connected vehicle services vary by vehicle model and require an active service plan, working electrical system, cell reception and GPS signal. See [onstar.com](https://onstar.com) for details and limitations. 9 Before you buy a vehicle or use it for trailering, carefully review the Trailering section of the Owner's Manual. The trailering capacity of your specific vehicle may vary. The weight of passengers, cargo and options or accessories may reduce the amount you can trailer. 10 Not compatible with all devices. 11 Service varies with conditions and location. Requires active service plan. See [onstar.com](https://onstar.com) for details and limitations. Vehicle must be on or in the accessory position for Wi-Fi to function. 12 Vehicle user interface is a product of Apple<sup>®</sup> and its terms and privacy statements apply. Requires compatible iPhone<sup>®</sup> and data plan rates apply. Apple CarPlay<sup>®</sup>, Siri<sup>®</sup>, iPhone<sup>®</sup> and Apple Music<sup>®</sup> are trademarks of Apple, Inc., registered in the U.S. and other countries. 13 Vehicle user interface is a product of Google, and its terms and privacy statements apply. Requires the Android Auto app on Google Play and a compatible Android<sup>™</sup> smartphone. Data plan rates apply. You can check which smartphones are compatible at [g.co/androidauto/requirements](https://g.co/androidauto/requirements). Android and Android Auto are trademarks of Google LLC. Wireless use of Android Auto requires a compatible Android 11.0+ phone and compatible active data plan. Check [g.co/androidauto/requirements](https://g.co/androidauto/requirements) for compatibility. 14 The system wirelessly charges one compatible mobile device. Some phones have built-in wireless charging technology and others require a special adapter/back cover. To check for phone or other device compatibility, see [my.chevrolet.com/learn](https://my.chevrolet.com/learn) for details or consult your carrier. 15 OnStar services vary by vehicle model and require an active service plan, working electrical system, cell reception and GPS signal. Does not include security services; Super Cruise vehicles are connected to emergency services. See [onstar.com](https://onstar.com) for details and limitations. Always pay attention while driving and when using Super Cruise. Do not use a hand-held device. Visit <https://www.chevrolet.com/super-cruise> for compatible roads and full details.







  
envolve



# 2026 BUICK ENCLAVE

## AVAILABLE MODELS

|               |     |
|---------------|-----|
| Preferred     | 1SD |
| Sport Touring | 1SM |
| Avenir        | 1SP |

## EXTERIOR COLORS

 Cherry Red Tintcoat<sup>1</sup>

 Ebony Twilight Metallic<sup>1</sup>

 Iridescent White Tricoat<sup>1</sup>

 Moonstone Gray Metallic<sup>1</sup>

 Ocean Blue Metallic<sup>1</sup>

 Smokey Amethyst Metallic

 Stone Metallic<sup>1</sup>

 Summit White

NOTE: Exterior colors vary by trim level. See Order Guide for details.

2025 Buick Enclave Avenir shown.

# HIGHLIGHTS



UP TO  
**7**  
Max. Seating on  
All Trims



STANDARD  
**30-INCH**  
Diagonal Ultrawide  
LCD Screen



UP TO  
**97.5 CU. FT.**  
Max. Cargo Space<sup>2</sup>

# KEY STANDARD FEATURES

Features based on Preferred model with 1SD equipment group.

## SAFETY + SECURITY

- Advanced Adaptive Cruise Control<sup>3</sup>
- Blind Zone Steering Assist<sup>3</sup>
- Buckle to Drive<sup>3</sup>
- Embedded OnStar<sup>®</sup> hardware, includes 8 years of OnStar Fleet Basics<sup>4</sup>
- Enhanced Automatic Emergency Braking<sup>3</sup>
- Following Distance Indicator<sup>3</sup>
- Forward Collision Alert<sup>3</sup>
- Front Pedestrian and Bicyclist Braking<sup>3</sup>
- HD Surround Vision<sup>3</sup>
- IntelliBeam<sup>3</sup> auto high beam control
- Intersection Automatic Emergency Braking<sup>3</sup>
- Lane Keep Assist<sup>3</sup> with Lane Departure Warning<sup>3</sup>
- Rear Cross Traffic Braking<sup>3</sup>
- Rear Park Assist<sup>3</sup>
- Rear Pedestrian Alert<sup>3</sup>

- Reverse Automatic Braking<sup>3</sup>
  - Safety Alert Seat<sup>3</sup>
  - Side Bicyclist Alert<sup>3</sup>
  - Traffic Sign Recognition<sup>3</sup>
  - Tire Pressure Monitoring System (excludes spare tire)
- ## PERFORMANCE
- 2.5L Turbo engine (328 hp/326 lb.-ft. of torque)
  - 8-speed automatic transmission, electronically controlled
  - Brake lining wear indicator
  - Electric Parking Brake
  - Electronic Transmission Range Selection

## PRODUCTIVITY + DRIVE EXPERIENCE

- In-Vehicle Wi-Fi<sup>®</sup> Hotspot<sup>5</sup> capable
- 7-passenger seating, includes second-row captain’s chairs and 60/40 split-folding third-row bench
- Auto-dimming inside rearview mirror
- AutoSense, hands-free power programmable liftgate

- Buick QuietTuning<sup>™</sup> with Active Noise Cancellation
- Carpeted floor mats
- Google built-in<sup>6</sup> infotainment experience with customizable 30-inch diagonal LCD screen
- Heated, 8-way power driver and 6-way power front passenger seat with 4-way power lumbar
- Heated, power-adjustable, power-folding outside mirrors with auto-dimming driver side and integrated turn signal indicators
- Heated steering wheel with mounted controls for audio, phone and cruise control<sup>3</sup>
- Key card
- Keyless Open and Start
- Rear Seat Reminder<sup>7</sup>
- Remote Start
- Available SiriusXM<sup>®</sup> with 360L<sup>8</sup>
- Third-row center headrest
- Tri-zone automatic climate control
- Trailer Package<sup>9</sup>, includes heavy-duty engine cooling system, Hitch Guidance<sup>3</sup> with Hitch View<sup>3</sup> and trailer hitch

- USB ports<sup>10</sup> (6)
- Wireless Apple CarPlay<sup>®11</sup> and Android Auto<sup>™12</sup> capable
- Wireless device charging<sup>13</sup>

## KEY AVAILABLE FEATURES

Optional features and packages vary by trim level. See Order Guide for details.

- All-wheel-drive system with Driver Mode Select
- Massage feature for front seats
- Memory settings for driver seat, outside mirrors and steering column
- Power Package, includes Rear Camera Mirror<sup>3</sup>, Head-Up Display<sup>3</sup>, memory settings, Universal Home Remote, 110-volt power outlet, one-touch flat-folding second-row seats, 60/40 split power-folding third-row bench seat, and heated wiper park
- Power panoramic sunroof with sunshade
- Super Cruise Package, includes Super Cruise<sup>®14</sup> and Enhanced Automatic Parking Assist<sup>3</sup>
- Ventilated front seats

1 Premium paint; additional cost. 2 With second and third rows folded. Cargo and load capacity limited by weight and distribution. 3 Safety or driver assistance features are no substitute for the driver's responsibility to operate the vehicle in a safe manner. Read the vehicle Owner's Manual for important feature limitations and information. 4 Services subject to user terms and limitations. Certain services require working electrical system, cell reception and GPS signal. OnStar links to emergency services. See <https://www.gmenvolve.com/software/onstar> for details. 5 Service varies with conditions and location. Requires active service plan. See [onstar.com](https://onstar.com) for details and limitations. Vehicle must be on or in the accessory position for Wi-Fi to function. 6 Google built-in services are subject to limitations and availability may vary by vehicle, infotainment system, and location. Select service plan required. Certain Google actions and functionality may require account linking. User terms and privacy statements apply. Google, Android Auto, Google Play and Google Maps are trademarks of Google LLC. 7 Does not detect people or items. Always check rear seat before exiting vehicle. 8 Some features, including streaming content and listening recommendations, require GM connected vehicle services. GM connected vehicle services vary by vehicle model and require an active service plan, working electrical system, cell reception and GPS signal. See [onstar.com](https://onstar.com) for details and limitations. 9 Before you buy a vehicle or use it for trailering, carefully review the Trailering section of the Owner's Manual. The trailering capacity of your specific vehicle may vary. The weight of passengers, cargo and options or accessories may reduce the amount you can trailer. 10 Not compatible with all devices. 11 Vehicle user interface is a product of Apple<sup>®</sup> and its terms and privacy statements apply. Requires compatible iPhone<sup>®</sup> and data plan rates apply. Apple CarPlay<sup>®</sup>, Siri<sup>®</sup>, iPhone<sup>®</sup> and Apple Music<sup>®</sup> are trademarks of Apple, Inc., registered in the U.S. and other countries. 12 Vehicle user interface is a product of Google, and its terms and privacy statements apply. Requires the Android Auto app on Google Play and a compatible Android<sup>™</sup> smartphone. Data plan rates apply. You can check which smartphones are compatible at [g.co/androidauto/requirements](https://g.co/androidauto/requirements). Android and Android Auto are trademarks of Google LLC. Wireless use of Android Auto requires a compatible Android 11.0+ phone and compatible active data plan. Check [g.co/androidauto/requirements](https://g.co/androidauto/requirements) for compatibility. 13 The system wirelessly charges one compatible mobile device. Some phones have built-in wireless charging technology and others require a special adapter/back cover. To check for phone or other device compatibility, see [my.buick.com/learn](https://my.buick.com/learn) for details or consult your carrier. 14 OnStar services vary by vehicle model and require an active service plan, working electrical system, cell reception and GPS signal. Does not include security services; Super Cruise vehicles are connected to emergency services. See [onstar.com](https://onstar.com) for details and limitations. Always pay attention while driving and when using Super Cruise. Do not use a hand-held device. Visit <https://www.buick.com/explore/technology/super-cruise> for compatible roads and full details.







  
envolve



# 2025 CADILLAC XT6

## AVAILABLE MODELS

|                           |         |
|---------------------------|---------|
| Luxury FWD or AWD         | 1SA/1SB |
| Premium Luxury FWD or AWD | 1SC/1SD |
| Sport AWD                 | 1SF     |

## EXTERIOR COLORS

 Argent Silver Metallic

 Crystal White Tricoat<sup>1</sup>

 Emerald Lake Metallic<sup>1</sup>

 Midnight Sky Metallic<sup>1</sup>

 Opulent Blue Metallic<sup>1</sup>

NOTE: Exterior colors vary by trim level. See Order Guide for details.

2025 Cadillac XT6 Premium Luxury shown.

# HIGHLIGHTS



UP TO  
**7**  
Max. Seating on  
All Trims



AVAILABLE  
**8-INCH**  
Diagonal Reconfigurable  
Cluster



STANDARD  
**ULTRAVIEW®**  
Power Sunroof

# KEY STANDARD FEATURES

Features based on Luxury FWD model with 1SA equipment group.

## SAFETY + SECURITY

- Automatic Emergency Braking<sup>2</sup>
- Embedded OnStar® hardware, includes 8 years of OnStar Fleet Basics<sup>3</sup> and 3 years of OnStar One Fleet<sup>4</sup>
- Following Distance Indicator<sup>2</sup>
- Forward Collision Alert<sup>2</sup>
- Front and Rear Park Assist<sup>2</sup>
- Front Pedestrian Braking<sup>2</sup>
- HD Rear Vision Camera<sup>2</sup>
- IntelliBeam<sup>2</sup> auto high beam control
- Lane Change Alert with Side Blind Zone Alert<sup>2</sup>
- Lane Keep Assist with Lane Departure Warning<sup>2</sup>
- Rear Cross Traffic Alert<sup>2</sup>
- Safety Alert Seat<sup>2</sup>

## PERFORMANCE

- 2.0L Turbo engine (235 hp/258 lb.-ft. of torque)
- 9-speed automatic transmission
- Electronic Precision Shift

## PRODUCTIVITY + DRIVE EXPERIENCE

- 8-inch diagonal multicolor, configurable cluster, includes infotainment connectivity
- 8-way power driver seat
- Adaptive Remote Start
- Bose® premium 8-speaker system
- Cadillac user experience<sup>5</sup> with 8-inch diagonal color information display
- Floor mats, color-keyed for all rows
- Keyless Access
- LED headlamps and Daytime Running Lamps
- Available SiriusXM® with 360L<sup>6</sup>
- Tri-zone automatic climate control
- UltraView® power sunroof
- USB ports<sup>7</sup> (6)
- In-Vehicle Wi-Fi® Hotspot<sup>8</sup> capable
- Wireless Apple CarPlay®<sup>9</sup> and Android Auto™<sup>10</sup> capable

## KEY AVAILABLE FEATURES

Optional features and packages vary by trim level. See Order Guide for details.

- 3.6L V6 engine (310 hp/271 lb.-ft. of torque)
- 6-passenger seating (second-row premium bucket seats)
- Adaptive Cruise Control<sup>2</sup>
- Automatic Parking Assist<sup>2</sup> with braking
- Bose® Performance Series 14-speaker system
- Cadillac user experience<sup>5</sup> with Navigation<sup>11</sup>
- Enhanced Automatic Emergency Braking<sup>2</sup>
- Hands-free power programmable liftgate with emblem logo
- HD Surround Vision<sup>2</sup> with recorder
- Head-Up Display<sup>2</sup>
- Night Vision<sup>2</sup>
- Platinum Package
- Power tilt/telescoping steering column
- Rainsense™ front wipers
- Rear Camera Mirror<sup>2</sup> with washer

- Rear Pedestrian Alert<sup>2</sup>
- Reverse Automatic Braking<sup>2</sup>
- Security cargo shade
- Self-powered Theft-Deterrent Alarm System
- Smart Towing<sup>12</sup>, includes heavy-duty engine cooling system, Hitch Guidance<sup>2</sup> with Hitch View<sup>2</sup> and trailer hitch
- Sport Control All-Wheel Drive
- Available Super Cruise®<sup>13</sup> hands-free driver assistance technology
- Wireless device charging<sup>14</sup>
- AVAILABLE LIVERY PACKAGE (RPO: ZR3)**

Includes Cadillac's Professional Vehicle Limited Warranty for 3 years or 150,000 miles<sup>15</sup>

1 Premium paint; additional cost. 2 Safety or driver assistance features are no substitute for the driver's responsibility to operate the vehicle in a safe manner. Read the vehicle Owner's Manual for important feature limitations and information. 3 Services subject to user terms and limitations. Certain services require working electrical system, cell reception and GPS signal. OnStar links to emergency services. See <https://www.gmenvolve.com/software/onstar> for details. 4 Services subject to user terms and limitations. Certain services require working electrical system, cell reception and GPS signal. OnStar links to emergency services. See <https://www.gmenvolve.com/software/onstar> for details. Availability subject to change. 5 Functionality varies by model. Full functionality requires compatible Bluetooth and smartphone. Some devices require USB connectivity. 6 Some features, including streaming content and listening recommendations, require GM connected vehicle services. GM connected vehicle services vary by vehicle model and require an active service plan, working electrical system, cell reception and GPS signal. See [onstar.com](https://onstar.com) for details and limitations. 7 Not compatible with all devices. 8 Service varies with conditions and location. Requires active service plan. See [onstar.com](https://onstar.com) for details and limitations. Vehicle must be on or in the accessory position for Wi-Fi to function. 9 Vehicle user interface is a product of Apple® and its terms and privacy statements apply. Requires compatible iPhone® and data plan rates apply. Apple CarPlay®, Siri®, iPhone® and Apple Music® are trademarks of Apple, Inc., registered in the U.S. and other countries. 10 Vehicle user interface is a product of Google, and its terms and privacy statements apply. Requires the Android Auto app on Google Play and a compatible Android™ smartphone. Data plan rates apply. You can check which smartphones are compatible at [g.co/androidauto/requirements](https://g.co/androidauto/requirements). Android and Android Auto are trademarks of Google LLC. 11 Map coverage available in the U.S., Puerto Rico and Canada. See [onstar.com](https://onstar.com) for details and limitations. 12 Before you buy a vehicle or use it for trailering, carefully review the Trailering section of the Owner's Manual. The trailering capacity of your specific vehicle may vary. The weight of passengers, cargo and options or accessories may reduce the amount you can trailer. 13 OnStar services vary by vehicle model and require an active service plan, working electrical system, cell reception and GPS signal. Does not include security services; Super Cruise vehicles are connected to emergency services. See [onstar.com](https://onstar.com) for details and limitations. Always pay attention while driving and when using Super Cruise. Do not use a hand-held device. Visit <https://www.cadillac.com/technology/super-cruise> for compatible roads and full details. 14 The system wirelessly charges one compatible mobile device. Some phones have built-in wireless charging technology and others require a special adapter/back cover. To check for phone or other device compatibility, see [my.cadillac.com/learn](https://my.cadillac.com/learn) for details or consult your carrier. 15 Whichever comes first. See dealer for limited warranty details.







  
envolve




# 2026 CHEVROLET TAHOE

## AVAILABLE MODELS

|                |     |                         |     |
|----------------|-----|-------------------------|-----|
| Commercial 4WD | 1FL | Z71 4WD                 | 2Z7 |
| LS 2WD or 4WD  | 1LS | Premier 2WD or 4WD      | 1LZ |
| LT 2WD or 4WD  | 1LT | High Country 2WD or 4WD | 3LZ |
| RST 2WD or 4WD | 1SP |                         |     |

## EXTERIOR COLORS



UP TO  
**122.7 CU. FT.**  
Max. Cargo Space<sup>2</sup>



UP TO  
**9**  
Max. Seating Capacity



UP TO  
**8,400 LBS.**  
Max. Trailering Capacity<sup>3</sup>

2025 Chevrolet Tahoe LT shown.

# KEY STANDARD FEATURES

Features based on Commercial 4WD model with 1FL equipment group.

## SAFETY + SECURITY

- Adaptive Cruise Control<sup>4</sup>
- Blind Zone Steering Assist<sup>4</sup>
- Buckle to Drive<sup>4</sup>
- Embedded OnStar<sup>®</sup> hardware, includes 8 years of OnStar Fleet Basics<sup>5</sup>
- Enhanced Automatic Emergency Braking<sup>4</sup>
- Enhanced Automatic Parking Assist<sup>4</sup>
- Forward Collision Alert<sup>4</sup>
- HD Surround Vision<sup>4</sup>
- Hitch Guidance<sup>4</sup>
- IntelliBeam<sup>4</sup> auto high beam control
- Intersection Automatic Emergency Braking<sup>4</sup>
- Lane Keep Assist with Lane Departure Warning<sup>4</sup>
- Rear Cross Traffic Braking<sup>4</sup>
- Rear Pedestrian Alert<sup>4</sup>
- Reverse Automatic Braking<sup>4</sup>
- Safety Alert Seat<sup>4</sup>

- Side Bicyclist Alert<sup>4</sup>
- Tire Pressure Monitoring System (excludes spare tire), includes Tire Fill Alert
- PERFORMANCE**
- 5.3L EcoTec3 V8 engine (355 hp/383 lb.-ft. of torque)
- 10-speed automatic transmission
- Electronic Precision Shift
- PRODUCTIVITY + DRIVE EXPERIENCE**
- In-Vehicle Wi-Fi<sup>®</sup> Hotspot<sup>6</sup> capable
- 6-speaker audio system
- 11-inch diagonal multicolor Driver Information Center
- 120-volt power outlets (2)
- 40/20/40 split front-row bench seats
- 60/40 split-folding second-row bench seats
- Cargo management system
- Google built-in<sup>7</sup> compatibility with 17.7-inch diagonal advanced color LCD display
- Heated, power-adjustable outside mirrors
- Keyless Open and Start

- Tri-zone automatic climate control
- USB ports<sup>8</sup> (4), charge and data
- USB ports<sup>8</sup> (2), Type-C charge-only, located in third row
- Wireless Apple CarPlay<sup>®9</sup> and Android Auto<sup>TM10</sup> capable

## KEY AVAILABLE FEATURES

- Optional features and packages vary by trim level. See Order Guide for details.
- 3.0L Duramax<sup>®</sup> Turbo-Diesel engine (305 hp/495 lb.-ft. of torque)
- 6.2L EcoTec3 V8 engine (420 hp/460 lb.-ft. of torque)
- 15-inch diagonal multicolor Head-Up Display<sup>4</sup>
- AutoSense hands-free power liftgate
- Blind Zone Steering Assist with trailering<sup>4</sup>
- Bose<sup>®</sup> 10-speaker surround sound audio system with Centerpoint<sup>®</sup>
- Front Pedestrian and Bicyclist Braking<sup>4</sup>
- Heated and ventilated front bucket seats
- Heated, power-adjustable outside mirrors with integrated turn signal indicators, puddle lamps and driver-side auto-dimming mirror

- Heated, second-row outboard seats
- Heated, wrapped steering wheel
- Max Trailering Package<sup>11</sup>
- Power-folding third-row seats
- Power panoramic sunroof, dual-pane, tilt-sliding with power sunshade
- Power-release second-row bucket seats
- Power-sliding center console with drawer
- Rear Camera Mirror<sup>4</sup> with washer
- Rear Seat Media System
- Remote Start
- Available SiriusXM<sup>®</sup> with 360L<sup>12</sup>
- Available Super Cruise<sup>®13</sup> hands-free driver assistance technology
- Third-row passenger seat delete (1FL only)
- Universal Vehicle Module (1FL only)
- Wireless device charging<sup>14</sup>

1 Premium paint; additional charge. 2 With second and third rows folded. Cargo and load capacity limited by weight and distribution. 3 With 5.3L EcoTec3 V8 engine and available (NHT) Max Trailering Package. Maximum trailering ratings are intended for comparison purposes only. Before you buy a vehicle or use it for trailering, carefully review the Trailering section of the Owner's Manual. The trailering capacity of your specific vehicle may vary. The weight of passengers, cargo and options or accessories may reduce the amount you can trailer. 4 Safety or driver assistance features are no substitute for the driver's responsibility to operate the vehicle in a safe manner. Read the vehicle Owner's Manual for important safety and driver assistance feature limitations and information. 5 Services subject to user terms and limitations. Certain services require working electrical system, cell reception and GPS signal. OnStar links to emergency services. See <https://www.gmenvolve.com/software/onstar> for details. 6 Service varies with conditions and location. Requires active service plan. See [onstar.com](https://onstar.com) for details and limitations. Vehicle must be on or in the accessory position for Wi-Fi to function. 7 Google built-in services are subject to limitations and availability may vary by vehicle, infotainment system, and location. Select service plan required. Certain Google actions and functionality may require account linking. User terms and privacy statements apply. Google, Android Auto, Google Play and Google Maps are trademarks of Google LLC. Wireless use of Android Auto requires a compatible Android 11.0+ phone and compatible active data plan. Check [g.co/androidauto/requirements](https://g.co/androidauto/requirements) for compatibility. 8 Not compatible with all devices. 9 Vehicle user interface is a product of Apple<sup>®</sup> and its terms and privacy statements apply. Requires compatible iPhone<sup>®</sup> and data plan rates apply. Apple CarPlay<sup>®</sup>, Siri<sup>®</sup>, iPhone<sup>®</sup> and Apple Music<sup>®</sup> are trademarks of Apple, Inc., registered in the U.S. and other countries. 10 Vehicle user interface is a product of Google, and its terms and privacy statements apply. Requires the Android Auto app on Google Play and a compatible Android<sup>™</sup> smartphone. Data plan rates apply. You can check which smartphones are compatible at [g.co/androidauto/requirements](https://g.co/androidauto/requirements). Android and Android Auto are trademarks of Google LLC. Wireless use of Android Auto requires a compatible Android 11.0+ phone and compatible active data plan. Check [g.co/androidauto/requirements](https://g.co/androidauto/requirements) for compatibility. 11 Before you buy a vehicle or use it for trailering, carefully review the Trailering section of the Owner's Manual. The trailering capacity of your specific vehicle may vary. The weight of passengers, cargo and options or accessories may reduce the amount you can trailer. 12 Some features, including streaming content and listening recommendations, require GM connected vehicle services. GM connected vehicle services vary by vehicle model and require an active service plan, working electrical system, cell reception and GPS signal. See [onstar.com](https://onstar.com) for details and limitations. 13 OnStar services vary by vehicle model and require an active service plan, working electrical system, cell reception and GPS signal. Does not include security services; Super Cruise vehicles are connected to emergency services. See [onstar.com](https://onstar.com) for details and limitations. Always pay attention while driving and when using Super Cruise. Do not use a hand-held device. Visit <https://www.chevrolet.com/super-cruise> for compatible roads and full details. 14 The system wirelessly charges one compatible mobile device. Some phones have built-in wireless charging technology and others require a special adapter or back cover. To check for phone or other device compatibility, see [my.chevrolet.com/learn](https://my.chevrolet.com/learn) for details or consult your carrier.





# 2026 CHEVROLET SUBURBAN


## AVAILABLE MODELS


|                |     |                         |     |
|----------------|-----|-------------------------|-----|
| LS 2WD or 4WD  | 1LS | Z71 4WD                 | ZZ7 |
| LT 2WD or 4WD  | 1LT | Premier 2WD or 4WD      | 1LZ |
| RST 2WD or 4WD | 1SP | High Country 2WD or 4WD | 3LZ |


## EXTERIOR COLORS


Black


Cypress Gray<sup>1</sup>


Dark Ash Metallic

Lakeshore Blue Metallic

Polar White Tricoat<sup>1</sup>

Radiant Red Tintcoat<sup>1</sup>

Sterling Gray Metallic

Summit White

2025 Chevrolet Suburban Premier shown.

NOTE: Exterior colors vary by trim level. See Order Guide for details.

# HIGHLIGHTS



UP TO  
**144.6 CU. FT.**  
Max. Cargo Space<sup>2</sup>



UP TO  
**9**  
Max. Seating Capacity



UP TO  
**8,200 LBS.**  
Max. Trailering Capacity<sup>3</sup>

# KEY STANDARD FEATURES

Features based on LS 2WD model with 1LS equipment group.

## SAFETY + SECURITY

- Adaptive Cruise Control<sup>4</sup>
- Blind Zone Steering Assist<sup>4</sup>
- Buckle to Drive<sup>4</sup>
- Embedded OnStar<sup>®</sup> hardware, includes 8 years of OnStar Fleet Basics<sup>5</sup>
- Enhanced Automatic Emergency Braking<sup>4</sup>
- Enhanced Automatic Parking Assist<sup>4</sup>
- Forward Collision Alert<sup>4</sup>
- Front Pedestrian and Bicyclist Braking<sup>4</sup>
- HD Surround Vision<sup>4</sup>
- Hitch Guidance<sup>4</sup>
- IntelliBeam<sup>4</sup> auto high beam control
- Intersection Automatic Emergency Braking<sup>4</sup>
- Lane Keep Assist with Lane Departure Warning<sup>4</sup>
- Rear Cross Traffic Braking<sup>4</sup>
- Rear Pedestrian Alert<sup>4</sup>

- Reverse Automatic Braking<sup>4</sup>
- Safety Alert Seat<sup>4</sup>
- Side Bicyclist Alert<sup>4</sup>
- Tire Pressure Monitoring System (excludes spare tire), includes Tire Fill Alert

## PERFORMANCE

- 5.3L EcoTec3 V8 engine (355 hp/383 lb.-ft. of torque)
- 10-speed automatic transmission
- Electronic Precision Shift

## PRODUCTIVITY + DRIVE EXPERIENCE

- In-Vehicle Wi-Fi<sup>®</sup> Hotspot<sup>6</sup> capable
- 11-inch diagonal multicolor Driver Information Center
- 60/40 split-folding second-row bench seat
- 120-volt power outlet (2)
- Assist steps, Black with chrome accent strip
- Cargo management system

- Google built-in<sup>7</sup> compatibility with 17.7-inch diagonal advanced color LCD display
- Heated, power-adjustable outside mirrors
- Keyless Open and Start
- Remote Start
- Tri-zone automatic climate control
- USB ports<sup>8</sup> (4)
- USB ports<sup>8</sup>, (2) charge-only, located in third row
- Wireless Apple CarPlay<sup>®9</sup> and Android Auto<sup>™10</sup> capable

## KEY AVAILABLE FEATURES

Optional features and packages vary by trim level. See Order Guide for details.

- 3.0L Duramax<sup>®</sup> Turbo-Diesel engine (305 hp/495 lb.-ft. of torque)
- 6.2L EcoTec3 V8 engine (420 hp/460 lb.-ft. of torque)
- 15-inch diagonal multicolor Head-Up Display<sup>4</sup>
- 40/20/40 split front-row bench seat
- AutoSense hands-free power liftgate
- Blind Zone Steering Assist with trailering<sup>4</sup>

- Bose<sup>®</sup> 10-speaker surround sound audio system with Centerpoint<sup>®</sup>
- Dual-pane, tilt-sliding, power panoramic sunroof with power sunshade
- Heated and ventilated front seats
- Heated, power-adjustable outside mirrors with integrated turn signal indicators, puddle lamps and driver-side auto-dimming mirror
- Heated, second-row outboard seats
- Heated, wrapped steering wheel
- Max Trailering Package<sup>11</sup>
- Power-folding third-row seats
- Power-release second-row bucket seats
- Power-sliding center console with drawer
- Rear Camera Mirror<sup>4</sup> with washer
- Rear Seat Media System
- Available Super Cruise<sup>®12</sup> hands-free driver assistance technology
- Wireless device charging<sup>13</sup>

1 Premium paint; additional charge. 2 With second and third rows folded. Cargo and load capacity limited by weight and distribution. 3 With 5.3L EcoTec3 V8 engine and available (NHT) Max Trailering Package. Maximum trailering ratings are intended for comparison purposes only. Before you buy a vehicle or use it for trailering, carefully review the Trailering section of the Owner's Manual. The trailering capacity of your specific vehicle may vary. The weight of passengers, cargo and options or accessories may reduce the amount you can trailer. 4 Safety or driver assistance features are no substitute for the driver's responsibility to operate the vehicle in a safe manner. Read the vehicle Owner's Manual for important safety and driver assistance feature limitations and information. 5 Services subject to user terms and limitations. Certain services require working electrical system, cell reception and GPS signal. OnStar links to emergency services. See <https://www.gmenvolve.com/software/onstar> for details. 6 Service varies with conditions and location. Requires active service plan. See [onstar.com](https://www.gmenvolve.com/software/onstar) for details and limitations. Vehicle must be on or in the accessory position for Wi-Fi to function. 7 Google built-in services are subject to limitations and availability may vary by vehicle, infotainment system, and location. Select service plan required. Certain Google actions and functionality may require account linking. User terms and privacy statements apply. Google, Android Auto, Google Play and Google Maps are trademarks of Google LLC. Wireless use of Android Auto requires a compatible Android 11.0+ phone and compatible active data plan. Check [g.co/androidauto/requirements](https://g.co/androidauto/requirements) for compatibility. 8 Not compatible with all devices. 9 Vehicle user interface is a product of Apple<sup>®</sup> and its terms and privacy statements apply. Requires compatible iPhone<sup>®</sup> and data plan rates apply. Apple CarPlay<sup>®</sup>, Siri<sup>®</sup>, iPhone<sup>®</sup> and Apple Music<sup>®</sup> are trademarks of Apple, Inc., registered in the U.S. and other countries. 10 Vehicle user interface is a product of Google, and its terms and privacy statements apply. Requires the Android Auto app on Google Play and a compatible Android<sup>™</sup> smartphone. Data plan rates apply. You can check which smartphones are compatible at [g.co/androidauto/requirements](https://g.co/androidauto/requirements). Android and Android Auto are trademarks of Google LLC. Wireless use of Android Auto requires a compatible Android 11.0+ phone and compatible active data plan. Check [g.co/androidauto/requirements](https://g.co/androidauto/requirements) for compatibility. 11 Before you buy a vehicle or use it for trailering, carefully review the Trailering section of the Owner's Manual. The trailering capacity of your specific vehicle may vary. The weight of passengers, cargo and options or accessories may reduce the amount you can trailer. 12 OnStar services vary by vehicle model and require an active service plan, working electrical system, cell reception and GPS signal. Does not include security services; Super Cruise vehicles are connected to emergency services. See [onstar.com](https://onstar.com) for details and limitations. Always pay attention while driving and when using Super Cruise. Do not use a hand-held device. Visit <https://www.chevrolet.com/super-cruise> for compatible roads and full details. 13 The system wirelessly charges one compatible mobile device. Some phones have built-in wireless charging technology and others require a special adapter or back cover. To check for phone or other device compatibility, see [my.chevrolet.com/learn](https://my.chevrolet.com/learn) for details or consult your carrier.



# 2026 GMC YUKON/DENALI

## AVAILABLE MODELS

|                      |     |                     |     |
|----------------------|-----|---------------------|-----|
| Elevation 2WD or 4WD | 4SA | Denali 2WD or 4WD   | 5SA |
| AT4 4WD              | 4SB | Denali Ultimate 4WD | 5SB |
| AT4 Ultimate 4WD     | 4SG |                     |     |

## EXTERIOR COLORS

Downpour Metallic<sup>1</sup>

Glacier White Tricoat<sup>1</sup>

Midnight Pine<sup>1</sup>

Onyx Black<sup>1</sup>

Sterling Metallic<sup>1</sup>

Summit White

Titanium Rush Metallic<sup>1</sup>

Volcanic Red Tintcoat<sup>1</sup>

2025 GMC Yukon Elevation shown.

NOTE: Exterior colors vary by trim level. See Order Guide for details.

# HIGHLIGHTS



UP TO  
**122.8 CU. FT.**  
Max. Cargo Space<sup>2</sup>



STANDARD  
**16.8-INCH  
DIAGONAL**  
Premium GMC  
Infotainment System



UP TO  
**8,400 LBS.**  
Max. Trailering Capacity<sup>3</sup>

# KEY STANDARD FEATURES

Features based on Elevation 2WD model with 4SA equipment group.

## SAFETY + SECURITY

- Adaptive Cruise Control<sup>4</sup>
- Blind Zone Steering Assist<sup>4</sup>
- Buckle to Drive<sup>4</sup>
- Embedded OnStar<sup>®</sup> hardware, includes 8 years of OnStar Fleet Basics<sup>5</sup>
- Enhanced Automatic Emergency Braking<sup>4</sup>
- Enhanced Automatic Parking Assist<sup>4</sup>
- Forward Collision Alert<sup>4</sup>
- Front Pedestrian and Bicyclist Braking<sup>4</sup>
- HD Surround Vision<sup>4</sup>
- Hitch Guidance<sup>4</sup>
- IntelliBeam<sup>4</sup> auto high beam control
- Intersection Automatic Emergency Braking<sup>4</sup>
- Lane Keep Assist with Lane Departure Warning<sup>4</sup>
- Rear Cross Traffic Braking<sup>4</sup>
- Rear Pedestrian Alert<sup>4</sup>
- Reverse Automatic Braking<sup>4</sup>
- Safety Alert Seat<sup>4</sup>

- Side Bicyclist Alert<sup>4</sup>
- Tire Pressure Monitoring System (excludes spare tire), auto learn, includes Tire Fill Alert
- Traffic Sign Recognition<sup>4</sup>

## PERFORMANCE

- 5.3L EcoTec3 V8 engine (355 hp/383 lb.-ft. of torque)
- 10-speed automatic transmission
- Electronic Precision Shift

## PRODUCTIVITY + DRIVE EXPERIENCE

- 11-inch diagonal multicolor Driver Information Center
- 60/40 split-folding second-row bench seat
- Assist steps, Black with Gloss Black insert
- Auto-dimming inside rearview mirror
- Bose<sup>®</sup> 10-speaker audio system
- Carpeted floor mats, first and second row
- Google built-in<sup>6</sup> infotainment experience with 16.8-inch diagonal Premium GMC Infotainment System
- Heated, 8-way power front seats

- Heated, second-row outboard seats
- Heated, wrapped steering wheel
- Keyless Open and Start
- LED headlamps, Daytime Running Lamps and taillamps
- Power-folding third-row seats
- Remote Start
- Available SiriusXM<sup>®</sup> with 360L<sup>7</sup>
- Tri-zone automatic climate control
- USB ports<sup>8</sup> (4)
- USB ports<sup>8</sup> (2), third-row charge-only
- In-Vehicle Wi-Fi<sup>®</sup> Hotspot<sup>9</sup> capable
- Wireless Apple CarPlay<sup>®10</sup> and Android Auto<sup>™11</sup> capable
- Wireless device charging<sup>12</sup>

## KEY AVAILABLE FEATURES

Optional features and packages vary by trim level. See Order Guide for details.

- 3.0L Duramax<sup>®</sup> Turbo-Diesel engine (305 hp/495 lb.-ft. of torque)
- 6.2L EcoTec3 V8 engine (420 hp/460 lb.-ft. of torque)

- 15-inch diagonal multicolor Head-Up Display<sup>4</sup>
- Advanced Security Package
- AutoSense hands-free power liftgate
- Blind Zone Steering Assist with trailering<sup>4</sup>
- Bose<sup>®</sup> Performance Series Sound System with 22 speakers
- Executive Second Row Seating Package
- Max Trailering Package<sup>13</sup>
- Night Vision<sup>4</sup>
- Power panoramic sunroof, dual-pane, tilt-sliding with power sunshade
- Power-release second-row bucket seats
- Power-retractable assist steps with perimeter lighting
- Power tilt/telescoping steering column
- Rear Camera Mirror<sup>4</sup> with washer
- Rear Seat Media System
- Available Super Cruise<sup>®14</sup> hands-free driver assistance technology
- Ventilated front seats

1 Premium paint; additional charge. 2 With second and third rows folded. Cargo and load capacity limited by weight and distribution. 3 With 5.3L EcoTec3 V8 engine and available (NHT) Max Trailering Package. Maximum trailering ratings are intended for comparison purposes only. Before you buy a vehicle or use it for trailering, carefully review the Trailering section of the Owner's Manual. The trailering capacity of your specific vehicle may vary. The weight of passengers, cargo and options or accessories may reduce the amount you can trailer. 4 Safety or driver assistance features are no substitute for the driver's responsibility to operate the vehicle in a safe manner. Read the vehicle Owner's Manual for important safety and driver assistance feature limitations and information. 5 Services subject to user terms and limitations. Certain services require working electrical system, cell reception and GPS signal. OnStar links to emergency services. See <https://www.gmenvolve.com/software/onstar> for details. 6 Google built-in services are subject to limitations and availability may vary by vehicle, infotainment system, and location. Select service plan required. Certain Google actions and functionality may require account linking. User terms and privacy statements apply. Google, Android Auto, Google Play and Google Maps are trademarks of Google LLC. 7 Some features, including streaming content and listening recommendations, require GM connected vehicle services. GM connected vehicle services vary by vehicle model and require an active service plan, working electrical system, cell reception and GPS signal. See [onstar.com](https://onstar.com) for details and limitations. Vehicle must be on or in the accessory position for Wi-Fi to function. 10 Vehicle user interface is a product of Apple<sup>®</sup> and its terms and privacy statements apply. Requires compatible iPhone<sup>®</sup> and data plan rates apply. Apple CarPlay<sup>®</sup>, Siri<sup>®</sup>, iPhone<sup>®</sup> and Apple Music<sup>®</sup> are trademarks of Apple, Inc., registered in the U.S. and other countries. 11 Vehicle user interface is a product of Google, and its terms and privacy statements apply. Requires the Android Auto app on Google Play and a compatible Android<sup>™</sup> smartphone. Data plan rates apply. You can check which smartphones are compatible at [g.co/androidauto/requirements](https://g.co/androidauto/requirements). Android and Android Auto are trademarks of Google LLC. Wireless use of Android Auto requires a compatible Android 11.0+ phone and compatible active data plan. Check [g.co/androidauto/requirements](https://g.co/androidauto/requirements) for compatibility. 12 The system wirelessly charges one compatible mobile device. Some phones have built-in wireless charging technology and others require a special adapter or back cover. To check for phone or other device compatibility, see [my.gmc.com/learn](https://my.gmc.com/learn) for details or consult your carrier. 13 Before you buy a vehicle or use it for trailering, carefully review the Trailering section of the Owner's Manual. The trailering capacity of your specific vehicle may vary. The weight of passengers, cargo and options or accessories may reduce the amount you can trailer. 14 OnStar services vary by vehicle model and require an active service plan, working electrical system, cell reception and GPS signal. Does not include security services; Super Cruise vehicles are connected to emergency services. See [onstar.com](https://onstar.com) for details and limitations. Always pay attention while driving and when using Super Cruise. Do not use a hand-held device. Visit <https://www.gmc.com/connectivity-technology/super-cruise> for compatible roads and full details.







  
envolve



# 2026 GMC YUKON XL/DENALI

## AVAILABLE MODELS

|                      |     |                     |     |
|----------------------|-----|---------------------|-----|
| Elevation 2WD or 4WD | 4SA | Denali 2WD or 4WD   | 5SA |
| AT4 4WD              | 4SB | Denali Ultimate 4WD | 5SB |
| AT4 Ultimate 4WD     | 4SG |                     |     |

## EXTERIOR COLORS

Downpour Metallic<sup>1</sup>

Glacier White Tricoat<sup>1</sup>

Midnight Pine<sup>1</sup>

Onyx Black<sup>1</sup>

Sterling Metallic<sup>1</sup>

Summit White

Titanium Rush Metallic<sup>1</sup>

Volcanic Red Tintcoat<sup>1</sup>

NOTE: Exterior colors vary by trim level. See Order Guide for details.

2025 GMC Yukon XL Denali 2WD shown.

# HIGHLIGHTS



UP TO  
**144.5 CU. FT.**  
Max. Cargo Space<sup>2</sup>



STANDARD  
**16.8-INCH DIAGONAL**  
Premium GMC Infotainment System



UP TO  
**8,200 LBS.**  
Max. Trailering Capacity<sup>3</sup>

# KEY STANDARD FEATURES

Features based on Elevation 2WD model with 4SA equipment group.

## SAFETY + SECURITY

- Adaptive Cruise Control<sup>4</sup>
- Blind Zone Steering Assist<sup>4</sup>
- Embedded OnStar<sup>®</sup> hardware, includes 8 years of OnStar Fleet Basics<sup>5</sup>
- Enhanced Automatic Emergency Braking<sup>4</sup>
- Enhanced Automatic Parking Assist<sup>4</sup>
- Forward Collision Alert<sup>4</sup>
- Front Pedestrian and Bicyclist Braking<sup>4</sup>
- HD Surround Vision<sup>4</sup>
- Hitch Guidance<sup>4</sup>
- IntelliBeam<sup>4</sup> auto high beam control
- Intersection Automatic Emergency Braking<sup>4</sup>
- Lane Keep Assist with Lane Departure Warning<sup>4</sup>
- Rear Cross Traffic Braking<sup>4</sup>
- Rear Pedestrian Alert<sup>4</sup>
- Reverse Automatic Braking<sup>4</sup>
- Safety Alert Seat<sup>4</sup>

- Side Bicyclist Alert<sup>4</sup>
- Tire Pressure Monitoring System (excludes spare tire), auto learn, includes Tire Fill Alert
- Traffic Sign Recognition<sup>4</sup>

## PERFORMANCE

- 5.3L EcoTec3 V8 engine (355 hp/383 lb.-ft. of torque)
- 10-speed automatic transmission
- Electronic Precision Shift

## PRODUCTIVITY + DRIVE EXPERIENCE

- In-Vehicle Wi-Fi<sup>®</sup> Hotspot<sup>6</sup> capable
- 11-inch diagonal multicolor Driver Information Center
- 60/40 split-folding second-row bench seat
- Assist steps, Black with Gloss Black insert
- Auto-dimming inside rearview mirror
- Bose<sup>®</sup> 10-speaker audio system
- Carpeted floor mats, first- and second-row
- Google built-in<sup>7</sup> infotainment experience with 16.8-inch diagonal Premium GMC Infotainment System

- Heated, 8-way power front seats
- Heated, second-row outboard seats
- Heated, wrapped steering wheel
- Keyless Open and Start
- LED headlamps, Daytime Running Lamps and taillamps
- Power-folding third-row seats
- Remote Start
- Available SiriusXM<sup>®</sup> with 360L<sup>8</sup>
- Tri-zone automatic climate control
- USB ports<sup>9</sup> (4)
- USB ports<sup>9</sup> (2), third-row charge-only
- Wireless Apple CarPlay<sup>®10</sup> and Android Auto<sup>™11</sup> capable
- Wireless device charging<sup>12</sup>

## KEY AVAILABLE FEATURES

Optional features and packages vary by trim level. See Order Guide for details.

- 3.0L Duramax<sup>®</sup> Turbo-Diesel engine (305 hp/495 lb.-ft. of torque)
- 6.2L EcoTec3 V8 engine (420 hp/460 lb.-ft. of torque)

- 15-inch diagonal multicolor Head-Up Display<sup>4</sup>
- Advanced Security Package
- AutoSense hands-free power liftgate
- Blind Zone Steering Assist with trailering<sup>4</sup>
- Bose<sup>®</sup> 18-speaker audio system
- Executive Second Row Seating Package
- Max Trailering Package<sup>13</sup>
- Night Vision<sup>4</sup>
- Power panoramic sunroof, dual-pane, tilt-sliding with power sunshade
- Power-release second-row bucket seats
- Power-retractable assist steps with perimeter lighting
- Power tilt/telescoping steering column
- Rear Camera Mirror<sup>4</sup> with washer
- Rear Seat Media System
- Available Super Cruise<sup>®14</sup> hands-free driver assistance technology
- Ventilated front seats

1 Premium paint; additional charge. 2 With second and third rows folded. Cargo and load capacity limited by weight and distribution. 3 With 5.3L EcoTec3 V8 engine and available (NHT) Max Trailering Package. Maximum trailering ratings are intended for comparison purposes only. Before you buy a vehicle or use it for trailering, carefully review the Trailering section of the Owner's Manual. The trailering capacity of your specific vehicle may vary. The weight of passengers, cargo and options or accessories may reduce the amount you can trailer. 4 Safety or driver assistance features are no substitute for the driver's responsibility to operate the vehicle in a safe manner. Read the vehicle Owner's Manual for important safety and driver assistance feature limitations and information. 5 Services subject to user terms and limitations. Certain services require working electrical system, cell reception and GPS signal. OnStar links to emergency services. See <https://www.gmenvolve.com/software/onstar> for details. 6 Service varies with conditions and location. Requires active service plan. See [onstar.com](https://www.gmenvolve.com/software/onstar) for details and limitations. Vehicle must be on or in the accessory position for Wi-Fi to function. 7 Google built-in services are subject to limitations and availability may vary by vehicle, infotainment system, and location. Select service plan required. Certain Google actions and functionality may require account linking. User terms and privacy statements apply. Google, Android Auto, Google Play and Google Maps are trademarks of Google LLC. 8 Some features, including streaming content and listening recommendations, require GM connected vehicle services. GM connected vehicle services vary by vehicle model and require an active service plan, working electrical system, cell reception and GPS signal. See [onstar.com](https://www.gmenvolve.com/software/onstar) for details and limitations. 9 Not compatible with all devices. 10 Vehicle user interface is a product of Apple<sup>®</sup> and its terms and privacy statements apply. Requires compatible iPhone<sup>®</sup> and data plan rates apply. Apple CarPlay<sup>®</sup>, Siri<sup>®</sup>, iPhone<sup>®</sup> and Apple Music<sup>®</sup> are trademarks of Apple, Inc., registered in the U.S. and other countries. 11 Vehicle user interface is a product of Google, and its terms and privacy statements apply. Requires the Android Auto app on Google Play and a compatible Android<sup>™</sup> smartphone. Data plan rates apply. You can check which smartphones are compatible at [g.co/androidauto/requirements](https://www.gmenvolve.com/software/onstar). Android and Android Auto are trademarks of Google LLC. Wireless use of Android Auto requires a compatible Android 11.0+ phone and compatible active data plan. Check [g.co/androidauto/requirements](https://www.gmenvolve.com/software/onstar) for compatibility. 12 The system wirelessly charges one compatible mobile device. Some phones have built-in wireless charging technology and others require a special adapter or back cover. To check for phone or other device compatibility, see [my.gmc.com/learn](https://www.gmenvolve.com/software/onstar) for details or consult your carrier. 13 Before you buy a vehicle or use it for trailering, carefully review the Trailering section of the Owner's Manual. The trailering capacity of your specific vehicle may vary. The weight of passengers, cargo and options or accessories may reduce the amount you can trailer. 14 OnStar services vary by vehicle model and require an active service plan, working electrical system, cell reception and GPS signal. Does not include security services; Super Cruise vehicles are connected to emergency services. See [onstar.com](https://www.gmenvolve.com/software/onstar) for details and limitations. Always pay attention while driving and when using Super Cruise. Do not use a hand-held device. Visit <https://www.gmc.com/connectivity-technology/super-cruise> for compatible roads and full details.

envolve





# 2026 CADILLAC ESCALADE/ ESCALADE-V


## AVAILABLE MODELS


|                     |     |                            |     |
|---------------------|-----|----------------------------|-----|
| Escalade RWD or 4WD | 1SA | Platinum Luxury RWD or 4WD | 1SG |
| Luxury RWD or 4WD   | 1SB | Platinum Sport RWD or 4WD  | 1SH |
| Sport RWD or 4WD    | 1SC | Escalade-V AWD             | 1SD |


## EXTERIOR COLORS


 Aegean Stone<sup>1</sup>


 Argent Silver Metallic<sup>1</sup>


 Black Raven

 Deep Sea Metallic<sup>1</sup>

 Galactic Gray Metallic<sup>1</sup>

 Magnus Metal Frost<sup>1</sup>

 Radiant Red Tintcoat<sup>1</sup>

 Vibrant White Tricoat<sup>1</sup>

2025 Cadillac Escalade Luxury shown.



STANDARD  
**55-INCH**  
Diagonal HD Curved  
Pillar-to-Pillar Display



AVAILABLE  
**EXECUTIVE**  
Second-Row  
Seating Package



AVAILABLE  
**38- OR 42-SPEAKER**  
AKG Studio Reference  
Audio System

# KEY STANDARD FEATURES

Features based on Escalade RWD model with 1SA equipment group.

## SAFETY + SECURITY

- Adaptive Cruise Control<sup>2</sup>
- Blind Zone Steering Assist<sup>2</sup>
- Buckle to Drive<sup>2</sup>
- Embedded OnStar<sup>®</sup> hardware, includes 8 years of OnStar Fleet Basics<sup>3</sup> and 3 years of OnStar One Fleet<sup>4</sup>
- Enhanced Automatic Emergency Braking<sup>2</sup>
- Enhanced Automatic Parking Assist<sup>2</sup>
- Forward Collision Alert<sup>2</sup>
- Front Pedestrian and Bicyclist Braking<sup>2</sup>
- HD Surround Vision<sup>2</sup>
- Hitch Guidance<sup>2</sup>
- IntelliBeam<sup>2</sup> auto high beam control
- Intersection Automatic Emergency Braking<sup>2</sup>
- Rear Cross Traffic Braking<sup>2</sup>
- Rear Pedestrian Alert<sup>2</sup>
- Reverse Automatic Braking<sup>2</sup>
- Safety Alert Seat<sup>2</sup>
- Side Bicyclist Alert<sup>2</sup>
- Tire Pressure Monitoring System (excludes spare tire), includes Tire Fill Alert

## PERFORMANCE

- 6.2L V8 engine (420 hp/460 lb.-ft. of torque)
- 10-speed automatic transmission
- Electronic Precision Shift
- In-Vehicle Wi-Fi<sup>®</sup> Hotspot<sup>5</sup> capable
- 8-way power, heated front bucket seats with power lumbar
- 14.2-inch diagonal cluster display with Augmented Reality
- 110-volt power outlet
- 126-color interior ambient lighting, selectable
- Adaptive Remote Start
- AKG Studio 21-speaker audio system
- Auto-heated, wrapped steering wheel with mounted audio and cruise controls
- AutoSense power liftgate
- Heated, power-adjustable, power-folding outside mirrors with integrated turn signal indicators, puddle lamps and driver-side auto-dimming mirror
- Keyless Open and Start
- Power-folding third-row seats

## PRODUCTIVITY + DRIVE EXPERIENCE

- Power-release second-row bucket seats
- Power tilt/telescoping steering column
- Power windows with Express-Up/-Down
- Rainsense<sup>™</sup> front wipers
- Available SiriusXM<sup>®</sup> with 360L<sup>6</sup>
- Super Cruise<sup>®7</sup> hands-free driver assistance technology
- Tri-zone automatic climate control
- Wireless Apple CarPlay<sup>®8</sup> and Android Auto<sup>™9</sup> capable
- Wireless device charging<sup>10</sup>
- KEY AVAILABLE FEATURES**
- Optional features and packages vary by trim level. See Order Guide for details.
- 6.2L supercharged V8 engine (682 hp/653 lb.-ft. of torque) (standard on V-Series)
- 60/40 split-folding second-row bench with power release
- AKG Studio Reference 38- or 42-speaker audio system
- Blind Zone Steering Assist with trailer<sup>ing2</sup>
- Console refrigerator
- Executive Second Row Seating Package
- Full-color Head-Up Display<sup>2</sup>, reconfigurable

- Hitch Guidance<sup>2</sup> with Hitch View<sup>2</sup>
- Next Generation Active Noise Cancellation
- Night Vision<sup>2</sup>
- Platinum interior trim
- Power open/close doors
- Power panoramic sunroof, express open/close, tilt-sliding with sunshade control
- Power-retractable assist steps with perimeter lighting
- Rear Camera Mirror<sup>2</sup> with washer
- Rear Seat Entertainment System
- Second-row floor console with stowable tray tables
- Second-row wireless device charging<sup>10</sup>
- Soft-close doors
- Theft-deterrent alarm system
- USB ports<sup>11</sup> (2), rear charge-only
- Ventilated front seats with power lumbar massage

## AVAILABLE LIVERY PACKAGE (RPO: ZR3)

Includes Cadillac's Professional Vehicle Limited Warranty for 3 years or 150,000 miles<sup>12</sup>

1 Premium paint; additional charge. 2 Safety or driver assistance features are no substitute for the driver's responsibility to operate the vehicle in a safe manner. Read the vehicle Owner's Manual for important safety and driver assistance feature limitations and information. 3 Services subject to user terms and limitations. Certain services require working electrical system, cell reception and GPS signal. OnStar links to emergency services. See <https://www.gmenvolve.com/software/onstar> for details. 4 Services subject to user terms and limitations. Certain services require working electrical system, cell reception and GPS signal. OnStar links to emergency services. See <https://www.gmenvolve.com/software/onstar> for details. Availability subject to change 5 Service varies with conditions and location. Requires active service plan. See [onstar.com](https://www.onstar.com) for details and limitations. Vehicle must be on or in the accessory position for Wi-Fi to function. 6 Some features, including streaming content and listening recommendations, require GM connected vehicle services. GM connected vehicle services vary by vehicle model and require an active service plan, working electrical system, cell reception and GPS signal. See [onstar.com](https://www.onstar.com) for details and limitations. 7 Always pay attention while driving and when using Super Cruise. Do not use a hand-held device. Requires active Super Cruise plan or trial. Terms apply. Visit <https://www.cadillac.com/technology/super-cruise> for compatible roads and full details. 8 Vehicle user interface is a product of Apple<sup>®</sup> and its terms and privacy statements apply. Requires compatible iPhone<sup>®</sup> and data plan rates apply. Apple CarPlay<sup>®</sup>, Siri<sup>®</sup>, iPhone<sup>®</sup> and Apple Music<sup>®</sup> are trademarks of Apple, Inc., registered in the U.S. and other countries. 9 Vehicle user interface is a product of Google, and its terms and privacy statements apply. Requires the Android Auto app on Google Play and a compatible Android<sup>™</sup> smartphone. Data plan rates apply. You can check which smartphones are compatible at [g.co/androidauto/requirements](https://www.google.com/androidauto/requirements). Android and Android Auto are trademarks of Google LLC. Wireless use of Android Auto requires a compatible Android 11.0+ phone and compatible active data plan. Check [g.co/androidauto/requirements](https://www.google.com/androidauto/requirements) for compatibility. 10 The system wirelessly charges one compatible mobile device. Some phones have built-in wireless charging technology and others require a special adapter or back cover. To check for phone or other device compatibility, see [my.cadillac.com/learn](https://www.cadillac.com/learn) for details or consult your carrier. 11 Not compatible with all devices. 12 Whichever comes first. See dealer for limited warranty details.

 **envolve**

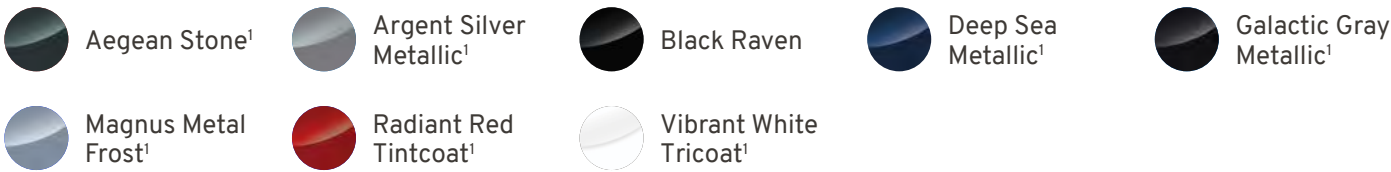


# 2026 CADILLAC ESCALADE ESV/ ESCALADE ESV-V

## AVAILABLE MODELS

|                         |     |                            |     |
|-------------------------|-----|----------------------------|-----|
| Escalade ESV RWD or 4WD | 1SA | Platinum Luxury RWD or 4WD | 1SG |
| Luxury RWD or 4WD       | 1SB | Platinum Sport RWD or 4WD  | 1SH |
| Sport RWD or 4WD        | 1SC | Escalade ESV-V AWD         | 1SD |

## EXTERIOR COLORS



NOTE: Exterior colors vary by trim level. See Order Guide for details.

2025 Cadillac Escalade ESV Luxury RWD shown.

# HIGHLIGHTS



STANDARD  
**55-INCH**  
Diagonal HD Curved  
Pillar-to-Pillar Display



AVAILABLE  
**EXECUTIVE**  
Second Row  
Seating Package



AVAILABLE  
**38- OR 42-SPEAKER**  
AKG Studio Reference  
Audio System

# KEY STANDARD FEATURES

Features based on Escalade ESV RWD model with 1SA equipment group.

## SAFETY + SECURITY

- Adaptive Cruise Control<sup>2</sup>
- Blind Zone Steering Assist<sup>2</sup>
- Buckle to Drive<sup>2</sup>
- Embedded OnStar<sup>®</sup> hardware, includes 8 years of OnStar Fleet Basics<sup>3</sup> and 3 years of OnStar One Fleet<sup>4</sup>
- Enhanced Automatic Emergency Braking<sup>2</sup>
- Enhanced Automatic Parking Assist<sup>2</sup>
- Forward Collision Alert<sup>2</sup>
- Front Pedestrian and Bicyclist Braking<sup>2</sup>
- HD Surround Vision<sup>2</sup>
- Hitch Guidance<sup>2</sup>
- IntelliBeam<sup>2</sup> auto high beam control
- Intersection Automatic Emergency Braking<sup>2</sup>
- Rear Cross Traffic Braking<sup>2</sup>
- Rear Pedestrian Alert<sup>2</sup>
- Reverse Automatic Braking<sup>2</sup>
- Safety Alert Seat<sup>2</sup>
- Side Bicyclist Alert<sup>2</sup>
- Tire Pressure Monitoring System (excludes spare tire), includes Tire Fill Alert

## PERFORMANCE

- 6.2L V8 engine (420 hp/460 lb.-ft. of torque)
- 10-speed automatic transmission
- Electronic Precision Shift
- PRODUCTIVITY + DRIVE EXPERIENCE**
- In-Vehicle Wi-Fi<sup>®</sup> Hotspot<sup>5</sup> capable
- 8-way power, heated front bucket seats with power lumbar
- 14.2-inch diagonal cluster display with Augmented Reality
- 110-volt power outlet
- 126-color interior ambient lighting, selectable
- Adaptive Remote Start
- AKG Studio 21-speaker audio system
- Auto-heated, wrapped steering wheel with mounted audio and cruise controls
- AutoSense power liftgate
- Heated, power-adjustable, power-folding outside mirrors with integrated turn signal indicators, puddle lamps and driver-side auto-dimming mirror
- Keyless Open and Start
- Power-folding third-row seats

- Power-release second-row bucket seats
- Power tilt/telescoping steering column
- Power windows with Express-Up/-Down
- Rainsense<sup>™</sup> front wipers
- Available SiriusXM<sup>®</sup> with 360L<sup>6</sup>
- Super Cruise<sup>®7</sup> hands-free driver assistance technology
- Tri-zone automatic climate control
- Wireless Apple CarPlay<sup>®8</sup> and Android Auto<sup>™9</sup> capable
- Wireless device charging<sup>10</sup>

## KEY AVAILABLE FEATURES

- Optional features and packages vary by trim level. See Order Guide for details.
- 6.2L supercharged V8 engine (682 hp/653 lb.-ft. of torque) (standard on V-Series)
- 60/40 split-folding second-row bench with power release
- AKG Studio Reference 38- or 42-speaker audio system
- Blind Zone Steering Assist with trailering<sup>2</sup>
- Console refrigerator
- Executive Second Row Seating Package
- Full-color Head-Up Display<sup>2</sup>, reconfigurable

- Hitch Guidance<sup>2</sup> with Hitch View<sup>2</sup>
- Next Generation Active Noise Cancellation
- Night Vision<sup>2</sup>
- Platinum interior trim
- Power open/close doors
- Power panoramic sunroof, express open/close, tilt-sliding with sunshade control
- Power-retractable assist steps with perimeter lighting
- Rear Camera Mirror<sup>2</sup> with washer
- Rear Seat Entertainment System
- Second-row floor console with stowable tray tables
- Second-row wireless device charging<sup>10</sup>
- Soft-close doors
- Theft-deterrent alarm system
- UBS ports<sup>11</sup> (2), rear charge-only
- Ventilated front seats with power lumbar massage

## AVAILABLE LIVERY PACKAGE (RPO: ZR3)

Includes Cadillac's Professional Vehicle Limited Warranty for 3 years or 150,000 miles<sup>12</sup>

1 Premium paint; additional charge. 2 Safety or driver assistance features are no substitute for the driver's responsibility to operate the vehicle in a safe manner. Read the vehicle Owner's Manual for important safety and driver assistance feature limitations and information. 3 Services subject to user terms and limitations. Certain services require working electrical system, cell reception and GPS signal. OnStar links to emergency services. See <https://www.gmenvolve.com/software/onstar> for details. 4 Services subject to user terms and limitations. Certain services require working electrical system, cell reception and GPS signal. OnStar links to emergency services. See <https://www.gmenvolve.com/software/onstar> for details. Availability subject to change. 5 Service varies with conditions and location. Requires active service plan. See [onstar.com](https://onstar.com) for details and limitations. Vehicle must be on or in the accessory position for Wi-Fi to function. 6 Some features, including streaming content and listening recommendations, require GM connected vehicle services. GM connected vehicle services vary by vehicle model and require an active service plan, working electrical system, cell reception and GPS signal. See [onstar.com](https://onstar.com) for details and limitations. 7 Always pay attention while driving and when using Super Cruise. Do not use a hand-held device. Requires active Super Cruise plan or trial. Terms apply. Visit <https://www.cadillac.com/technology/super-cruise> for compatible roads and full details. 8 Vehicle user interface is a product of Apple<sup>®</sup> and its terms and privacy statements apply. Requires compatible iPhone<sup>®</sup> and data plan rates apply. Apple CarPlay<sup>®</sup>, Siri<sup>®</sup>, iPhone<sup>®</sup> and Apple Music<sup>®</sup> are trademarks of Apple, Inc., registered in the U.S. and other countries. 9 Vehicle user interface is a product of Google, and its terms and privacy statements apply. Requires the Android Auto app on Google Play and a compatible Android<sup>™</sup> smartphone. Data plan rates apply. You can check which smartphones are compatible at [g.co/androidauto/requirements](https://g.co/androidauto/requirements). Android and Android Auto are trademarks of Google LLC. Wireless use of Android Auto requires a compatible Android 11.0+ phone and compatible active data plan. Check [g.co/androidauto/requirements](https://g.co/androidauto/requirements) for compatibility. 10 The system wirelessly charges one compatible mobile device. Some phones have built-in wireless charging technology and others require a special adapter or back cover. To check for phone or other device compatibility, see [my.cadillac.com/learn](https://my.cadillac.com/learn) for details or consult your carrier. 11 Not compatible with all devices. 12 Whichever comes first. See dealer for limited warranty details.

**envolve**





2025 Chevrolet Silverado 1500 Crew Cab shown.

# TRUCKS



envolve



CLICK VEHICLE NAME BELOW TO SEE DIMENSIONS + CAPACITIES



2025 Chevrolet Colorado Work Truck 4WD shown.

2026 CHEVROLET COLORADO

View Full Details

|   |  |
|---|--|
| Cabs/configurations   | Crew   |
| Box length  | 5'   |
| Wheelbase   | 131.3 in.  |
| Overall length  | 213.0 in. (Work Truck)<br>213.2 in. (LT/Trail Boss/Z71)<br>212.6 in. (ZR2) |
| Max. seating capacity   | 5  |
| Max. payload <sup>1</sup>   | 1,710 lbs.   |
| Max. trailering capacity <sup>2</sup><br>(when properly equipped) | 7,700 lbs.   |
| Max. GVWR <sup>3</sup>  | 6,250 lbs.   |
| Max. GCWR <sup>4</sup>  | 13,250 lbs.  |
| Wheel size  | 17, 18 or 20 in.   |

1 These maximum payload ratings are intended for comparison purposes only. Before you buy a vehicle or use it to haul people or cargo, carefully review the Vehicle Loading section of the Owner's Manual and check the carrying capacity of your specific vehicle on the label on the inside of the driver's door jamb. 2 Maximum trailering ratings are intended for comparison purposes only. Before you buy a vehicle or use it for trailering, carefully review the trailering section of the Owner's Manual. The trailering capacity of your specific vehicle may vary. The weight of passengers, cargo and options or accessories may reduce the amount you can trailer. 3 Maximum Gross Vehicle Weight Rating (GVWR). When properly equipped; includes weight of vehicle, passengers, cargo and equipment. 4 Maximum Gross Combined Weight Rating (GCWR). When properly equipped; includes weight of the vehicle and trailer combination, including the weight of driver, passengers, fuel, optional equipment and cargo in the vehicle and trailer.



envolve



CLICK VEHICLE NAME BELOW TO SEE DIMENSIONS + CAPACITIES



2025 GMC Canyon Elevation 4WD shown.

2026 GMC CANYON

View Full Details

|   |                  |
|---|------------------|
| Cabs/configurations   | Crew             |
| Box length  | 5'               |
| Wheelbase   | 131.0 in.        |
| Overall length  | 213.2 in.        |
| Max. seating capacity   | 5                |
| Max. payload <sup>1</sup>   | 1,670 lbs.       |
| Max. trailering capacity <sup>2</sup><br>(when properly equipped) | 7,700 lbs.       |
| Max. GVWR <sup>3</sup>  | 6,250 lbs.       |
| Max. GCWR <sup>4</sup>  | 13,250 lbs.      |
| Wheel size  | 17, 18 or 20 in. |

1 These maximum payload ratings are intended for comparison purposes only. Before you buy a vehicle or use it to haul people or cargo, carefully review the Vehicle Loading section of the Owner's Manual and check the carrying capacity of your specific vehicle on the label on the inside of the driver's door jamb. 2 Maximum trailering ratings are intended for comparison purposes only. Before you buy a vehicle or use it for trailering, carefully review the trailering section of the Owner's Manual. The trailering capacity of your specific vehicle may vary. The weight of passengers, cargo and options or accessories may reduce the amount you can trailer. 3 Maximum Gross Vehicle Weight Rating (GVWR). When properly equipped; includes weight of vehicle, passengers, cargo and equipment. 4 Maximum Gross Combined Weight Rating (GCWR). When properly equipped; includes weight of the vehicle and trailer combination, including the weight of driver, passengers, fuel, optional equipment and cargo in the vehicle and trailer.



CLICK VEHICLE NAME BELOW TO SEE DIMENSIONS + CAPACITIES 



2025 Chevrolet Silverado 1500 LT shown.

### 2026 CHEVROLET SILVERADO 1500

|   |   |
|---|---|
| Cabs/configurations   | Regular, Double, Crew                             |
| Box length  | 5' 8"/6' 6"/8'                                    |
| Wheelbase   | 126 in./140 in./147 in./157 in.                   |
| Overall length  | 210.9 in./229.6 in./231.8 in./232.7 in./241.4 in. |
| Max. seating capacity   | 6   |
| Max. payload <sup>1</sup>   | 2,380 lbs.  |
| Max. trailering capacity <sup>2</sup><br>(when properly equipped) | 13,300 lbs. <sup>4</sup>                          |
| Max. GVWR <sup>3</sup>  | 7,300 lbs.  |

<sup>1</sup> These maximum payload ratings are intended for comparison purposes only. Before you buy a vehicle or use it to haul people or cargo, carefully review the Vehicle Loading section of the Owner's Manual and check the carrying capacity of your specific vehicle on the label on the inside of the driver's door jamb. <sup>2</sup> Maximum trailering ratings are intended for comparison purposes only. Before you buy a vehicle or use it for trailering, carefully review the trailering section of the Owner's Manual. The trailering capacity of your specific vehicle may vary. The weight of passengers, cargo and options or accessories may reduce the amount you can trailer. <sup>3</sup> Maximum Gross Vehicle Weight Rating (GVWR). When properly equipped; includes weight of vehicle, passengers, cargo and equipment. <sup>4</sup> Requires 3.0L Duramax® Turbo-Diesel engine.



CLICK VEHICLE NAME BELOW TO SEE DIMENSIONS + CAPACITIES



2025 GMC Sierra 1500 Pro shown.

2026 GMC SIERRA 1500

|   |   |
|---|---|
| Cabs/configurations   | Regular, Double, Crew                             |
| Box length  | 5' 8"/6' 6"/8'                                    |
| Wheelbase   | 126 in./140 in./147 in./148 in./157 in.           |
| Overall length  | 210.9 in./229.7 in./231.9 in./232.9 in./241.4 in. |
| Max. seating capacity   | 6   |
| Max. payload <sup>1</sup>   | 2,230 lbs.  |
| Max. trailering capacity <sup>2</sup><br>(when properly equipped) | 13,200 lbs. <sup>4</sup>                          |
| Max. GVWR <sup>3</sup>  | 7,300 lbs.  |
| Wheel size  | 17, 18, 20 or 22 in.                              |

<sup>1</sup> These maximum payload ratings are intended for comparison purposes only. Before you buy a vehicle or use it to haul people or cargo, carefully review the Vehicle Loading section of the Owner's Manual and check the carrying capacity of your specific vehicle on the label on the inside of the driver's door jamb. <sup>2</sup> May require optional trailering equipment to achieve maximum capacity. Maximum trailering ratings are intended for comparison purposes only. Before you buy a vehicle or use it for trailering, carefully review the trailering section of the Owner's Manual. The trailering capacity of your specific vehicle may vary. The weight of passengers, cargo and options or accessories may reduce the amount you can trailer. <sup>3</sup> Maximum Gross Vehicle Weight Rating (GVWR). When properly equipped; includes weight of vehicle, passengers, cargo and equipment. <sup>4</sup> Requires 2WD Standard Bed Double Cab with 3.0L Duramax® Turbo-Diesel engine.



CLICK VEHICLE NAME BELOW TO SEE DIMENSIONS + CAPACITIES



2025 Chevrolet Silverado 2500 HD Custom 2WD shown.

## 2026 CHEVROLET SILVERADO 2500 HD/3500 HD

|   |  |
|---|--|
| Cabs/configurations   | Regular, Double, Crew  |
| Box length  | 6' 9"/8'   |
| Wheelbase   | 142 in./149 in./159 in./162 in./172 in.                            |
| Overall length  | 235.5 in./240.5 in./250.0 in./252.0 in./256.5 in./266.0 in.        |
| Max. seating capacity   | 6  |
| Max. payload <sup>1</sup>   | 4,101 lbs. (2500)<br>7,329 lbs. (3500)                             |
| Max. trailering capacity <sup>2</sup><br>(when properly equipped) | 22,420 lbs. <sup>4</sup> (2500)<br>36,000 lbs. <sup>5</sup> (3500) |
| Max. GVWR <sup>3</sup>  | 11,900 lbs. (2500)<br>14,000 lbs. (3500)                           |

1 These maximum payload ratings are intended for comparison purposes only. Before you buy a vehicle or use it to haul people or cargo, carefully review the Vehicle Loading section of the Owner's Manual and check the carrying capacity of your specific vehicle on the label on the inside of the driver's door jamb. 2 Maximum trailering ratings are intended for comparison purposes only. Before you buy a vehicle or use it for trailering, carefully review the trailering section of the Owner's Manual. The trailering capacity of your specific vehicle may vary. The weight of passengers, cargo and options or accessories may reduce the amount you can trailer. 3 Maximum Gross Vehicle Weight Rating (GVWR). When properly equipped; includes weight of vehicle, passengers, cargo and equipment. 4 Requires 6.6L Duramax® Turbo-Diesel V8 engine. 5 Maximum gooseneck trailering capability. Requires 6.6L Duramax® Turbo-Diesel V8 engine.



CLICK VEHICLE NAME BELOW TO SEE DIMENSIONS + CAPACITIES



2025 GMC Sierra 2500 Heavy Duty AT4 Crew Cab shown.

## 2026 GMC SIERRA 2500 HEAVY DUTY/3500 HEAVY DUTY

View Full Details

|   |  |
|---|--|
| Cabs/configurations   | Regular, Double, Crew  |
| Box length  | 6' 9"/8'   |
| Wheelbase   | 142 in./149 in./159 in./<br>162 in./172 in.                        |
| Overall length  | 236.3 in./241.2 in./<br>250.7 in./257.2 in./266.7 in.              |
| Max. seating capacity   | 6  |
| Max. payload <sup>1</sup>   | 4,064 lbs. (2500)<br>7,237 lbs. (3500)                             |
| Max. trailering capacity <sup>2</sup><br>(when properly equipped) | 22,390 lbs. <sup>4</sup> (2500)<br>36,000 lbs. <sup>5</sup> (3500) |
| Max. GVWR <sup>3</sup>  | 11,550 lbs. (2500)<br>14,000 lbs. (3500)                           |

1 These maximum payload ratings are intended for comparison purposes only. Before you buy a vehicle or use it to haul people or cargo, carefully review the Vehicle Loading section of the Owner's Manual and check the carrying capacity of your specific vehicle on the label on the inside of the driver's door jamb. 2 Maximum trailering ratings are intended for comparison purposes only. Before you buy a vehicle or use it for trailering, carefully review the trailering section of the Owner's Manual. The trailering capacity of your specific vehicle may vary. The weight of passengers, cargo and options or accessories may reduce the amount you can trailer. 3 Maximum Gross Vehicle Weight Rating (GVWR). When properly equipped; includes weight of vehicle, passengers, cargo and equipment. 4 Requires 6.6L Duramax® Turbo-Diesel V8 engine. 5 Maximum gooseneck trailering capability. Requires 6.6L Duramax® Turbo-Diesel V8 engine.



CLICK VEHICLE NAME BELOW TO SEE DIMENSIONS + CAPACITIES



2025 GMC Sierra 3500 Heavy Duty Chassis Cab shown.

2026 GMC SIERRA 3500  
HEAVY DUTY CHASSIS CAB

View Full Details

|                                | Regular Cab                               | Crew Cab                                  |
|--------------------------------|---|---|
| Width                          | 80.8 in.                                  | 80.8 in.                                  |
| Height                         | 80.1 in.                                  | 80.1 in.                                  |
| Wheelbase                      | 146 in./171 in.                           | 177 in.                                   |
| Length                         | 239.8 in./264.2 in.                       | 270.3 in.                                 |
| Cab to axle                    | 60 in./84.5 in.                           | 60 in.                                    |
| Max. payload <sup>1</sup>      | 7,329 lbs. (gas)<br>6,600 lbs. (diesel)   | 6,775 lbs. (gas)<br>6,047 lbs. (diesel)   |
| Max. GVWR <sup>2</sup>         | 14,000 lbs.                               | 14,000 lbs.                               |
| Max. GCWR <sup>3</sup>         | 26,000 lbs. (gas)<br>40,000 lbs. (diesel) | 26,000 lbs. (gas)<br>40,000 lbs. (diesel) |
| Max. GAWR <sup>4</sup> : front | 5,200 lbs. (gas)<br>5,600 lbs. (diesel)   | 5,200 lbs. (gas)<br>6,000 lbs. (diesel)   |
| Max. GAWR <sup>4</sup> : rear  | 10,400 lbs.                               | 10,400 lbs.                               |

<sup>1</sup> These maximum payload ratings are intended for comparison purposes only. Before you buy a vehicle or use it to haul people or cargo, carefully review the Vehicle Loading section of the Owner's Manual and check the carrying capacity of your specific vehicle on the label on the inside of the driver's door jamb. <sup>2</sup> Maximum Gross Vehicle Weight Rating (GVWR). When properly equipped; includes weight of vehicle, passengers, cargo and equipment. <sup>3</sup> Maximum Gross Combined Weight Rating (GCWR). When properly equipped; includes weight of the vehicle and trailer combination, including the weight of driver, passengers, fuel, optional equipment and cargo in the vehicle and trailer. <sup>4</sup> Gross Axle Weight Rating (GAWR) is the maximum allowable weight to be placed on the individual axle.



CLICK VEHICLE NAME BELOW TO SEE DIMENSIONS + CAPACITIES



2025 Chevrolet Silverado 3500 HD Chassis Cab shown.

## 2026 CHEVROLET SILVERADO 3500 HD CHASSIS CAB

View Full Details

|                                | Regular Cab                               | Crew Cab                                  |
|--------------------------------|---|---|
| Width                          | 81.7 in.                                  | 81.8 in.                                  |
| Height                         | 80.1 in.                                  | 80.1 in.                                  |
| Wheelbase                      | 146 in./171 in.                           | 177 in.                                   |
| Length                         | 239.8 in./264.2 in.                       | 270.2 in.                                 |
| Cab to axle                    | 60 in./84.5 in.                           | 60 in.                                    |
| Max. payload <sup>1</sup>      | 7,329 lbs. (gas)<br>6,600 lbs. (diesel)   | 6,775 lbs. (gas)<br>6,047 lbs. (diesel)   |
| Max. GVWR <sup>2</sup>         | 14,000 lbs.                               | 14,000 lbs.                               |
| Max. GCWR <sup>3</sup>         | 26,000 lbs. (gas)<br>40,000 lbs. (diesel) | 26,000 lbs. (gas)<br>40,000 lbs. (diesel) |
| Max. GAWR <sup>4</sup> : front | 5,200 lbs. (gas)<br>5,600 lbs. (diesel)   | 5,200 lbs. (gas)<br>5,600 lbs. (diesel)   |
| Max. GAWR <sup>4</sup> : rear  | 10,400 lbs.                               | 10,400 lbs.                               |

<sup>1</sup> These maximum payload ratings are intended for comparison purposes only. Before you buy a vehicle or use it to haul people or cargo, carefully review the Vehicle Loading section of the Owner's Manual and check the carrying capacity of your specific vehicle on the label on the inside of the driver's door jamb. <sup>2</sup> Maximum Gross Vehicle Weight Rating (GVWR). When properly equipped; includes weight of vehicle, passengers, cargo and equipment. <sup>3</sup> Maximum Gross Combined Weight Rating (GCWR). When properly equipped; includes weight of the vehicle and trailer combination, including the weight of driver, passengers, fuel, optional equipment and cargo in the vehicle and trailer. <sup>4</sup> Gross Axle Weight Rating (GAWR) is the maximum allowable weight to be placed on the individual axle.



CLICK VEHICLE NAME BELOW TO SEE DIMENSIONS + CAPACITIES



2024 Chevrolet Silverado 4500 HD 1LT shown.

2025 CHEVROLET SILVERADO  
4500 HD CHASSIS CAB

View Full Details

|                                |                         |
|--------------------------------|-------------------------|
| Width                          | 84 in.                  |
| Height                         | 82.8 in. (2WD Reg. Cab) |
|                                | 86.4 in. (4WD Reg. Cab) |
|                                | 83 in. (2WD Crew Cab)   |
|                                | 86.2 in. (4WD Crew Cab) |
| Max. GVWR <sup>1</sup>         | 16,500 lbs.             |
| Max. GCWR <sup>2</sup>         | 37,500 lbs.             |
| Max. GAWR <sup>3</sup> (front) | 8,000 lbs.              |
| Max. GAWR <sup>3</sup> (rear)  | 15,500 lbs.             |

|                                 |   |                                     |
|---------------------------------|---|-------------------------------------|
|                                 | Regular Cab   | Crew Cab                            |
| Wheelbase                       | 165 in./189 in./201 in./<br>219 in./231 in./243 in. | 175 in./199 in./219 in./<br>235 in. |
| Length                          | 248.4 in.-360 in.                                   | 258.7 in.-344.2 in.                 |
| Cab to axle                     | 84 in./108 in./120 in./                             | 60 in./84 in./                      |
|                                 | 138 in./150 in./162 in.                             | 104 in./120 in.                     |
| Max. payload range <sup>4</sup> | 5,830 lbs.-8,920 lbs.                               | 5,187 lbs.-8,249 lbs.               |

1 Maximum Gross Vehicle Weight Rating (GVWR). When properly equipped; includes weight of vehicle, passengers, cargo and equipment.  
2 Maximum Gross Combined Weight Rating (GCWR). When properly equipped; includes weight of the vehicle and trailer combination, including the weight of driver, passengers, fuel, optional equipment and cargo in the vehicle and trailer. 3 Gross Axle Weight Rating (GAWR) is the maximum allowable weight to be placed on the individual axle. 4 These maximum payload ratings are intended for comparison purposes only. Before you buy a vehicle or use it to haul people or cargo, carefully review the Vehicle Loading section of the Owner's Manual and check the carrying capacity of your specific vehicle on the label on the inside of the driver's door jamb.



CLICK VEHICLE NAME BELOW TO SEE DIMENSIONS + CAPACITIES



2025 Chevrolet Silverado 5500 HD 1LT shown. Vehicle shown with upfits from an independent supplier and are not covered by the GM New Vehicle Limited Warranty. GM is not responsible for the safety and quality of independent supplier alterations.

2025 CHEVROLET SILVERADO  
5500 HD CHASSIS CAB

View Full Details

|                                |                         |
|--------------------------------|-------------------------|
| Width                          | 84 in.                  |
| Height                         | 82.8 in. (2WD Reg. Cab) |
|                                | 86.4 in. (4WD Reg. Cab) |
|                                | 83 in. (2WD Crew Cab)   |
|                                | 86.2 in. (4WD Crew Cab) |
| Max. GVWR <sup>1</sup>         | 19,500 lbs.             |
| Max. GCWR <sup>2</sup>         | 37,500 lbs.             |
| Max. GAWR <sup>3</sup> (front) | 8,000 lbs.              |
| Max. GAWR <sup>3</sup> (rear)  | 15,500 lbs.             |

|                                 |   |                                     |
|---------------------------------|---|-------------------------------------|
|                                 | Regular Cab   | Crew Cab                            |
| Wheelbase                       | 165 in./189 in./201 in./<br>219 in./231 in./243 in. | 175 in./199 in./219 in./<br>235 in. |
| Length                          | 248.4 in.-360 in.                                   | 258.7 in.-344.2 in.                 |
| Cab to axle                     | 84 in./108 in./120 in./<br>138 in./150 in./162 in.  | 60 in./84 in./<br>104 in./120 in.   |
| Max. payload range <sup>4</sup> | 9,329 in.-11,860 in.                                | 8,686 lbs.-11,196 lbs.              |

1 Maximum Gross Vehicle Weight Rating (GVWR). When properly equipped; includes weight of vehicle, passengers, cargo and equipment.  
2 Maximum Gross Combined Weight Rating (GCWR). When properly equipped; includes weight of the vehicle and trailer combination, including the weight of driver, passengers, fuel, optional equipment and cargo in the vehicle and trailer. 3 Gross Axle Weight Rating (GAWR) is the maximum allowable weight to be placed on the individual axle. 4 These maximum payload ratings are intended for comparison purposes only. Before you buy a vehicle or use it to haul people or cargo, carefully review the Vehicle Loading section of the Owner's Manual and check the carrying capacity of your specific vehicle on the label on the inside of the driver's door jamb.



envolve



CLICK VEHICLE NAME BELOW TO SEE DIMENSIONS + CAPACITIES



2025 Chevrolet Silverado 6500 HD 1LT shown. Vehicle shown with upfits from an independent supplier and are not covered by the GM New Vehicle Limited Warranty. GM is not responsible for the safety and quality of independent supplier alterations.

2025 CHEVROLET SILVERADO  
6500 HD CHASSIS CAB

View Full Details

|                                |                         |
|--------------------------------|-------------------------|
| Width                          | 84 in.                  |
| Height                         | 82.8 in. (2WD Reg. Cab) |
|                                | 86.4 in. (4WD Reg. Cab) |
|                                | 83 in. (2WD Crew Cab)   |
|                                | 86.2 in. (4WD Crew Cab) |
| Max. GVWR <sup>1</sup>         | 23,500 lbs.             |
| Max. GCWR <sup>2</sup>         | 37,500 lbs.             |
| Max. GAWR <sup>3</sup> (front) | 8,000 lbs.              |
| Max. GAWR <sup>3</sup> (rear)  | 15,500 lbs.             |

|                                 |   |                                     |
|---------------------------------|---|-------------------------------------|
|                                 | Regular Cab   | Crew Cab                            |
| Wheelbase                       | 165 in./189 in./201 in./<br>219 in./231 in./243 in. | 175 in./199 in./219 in./<br>235 in. |
| Length                          | 248.4 in.-360 in.                                   | 258.7 in.-344.2 in.                 |
| Cab to axle                     | 84 in./108 in./120 in./<br>138 in./150 in./162 in.  | 60 in./84 in./<br>104 in./120 in.   |
| Max. payload range <sup>4</sup> | 12,743 lbs.-15,867 lbs.                             | 12,193 lbs.-15,196 lbs.             |

1 Maximum Gross Vehicle Weight Rating (GVWR). When properly equipped; includes weight of vehicle, passengers, cargo and equipment.  
2 Maximum Gross Combined Weight Rating (GCWR). When properly equipped; includes weight of the vehicle and trailer combination, including the weight of driver, passengers, fuel, optional equipment and cargo in the vehicle and trailer. 3 Gross Axle Weight Rating (GAWR) is the maximum allowable weight to be placed on the individual axle. 4 These maximum payload ratings are intended for comparison purposes only. Before you buy a vehicle or use it to haul people or cargo, carefully review the Vehicle Loading section of the Owner's Manual and check the carrying capacity of your specific vehicle on the label on the inside of the driver's door jamb.



CLICK VEHICLE NAME BELOW TO SEE DIMENSIONS + CAPACITIES



2025 Chevrolet Low Cab Forward 3500 HG shown. Vehicle shown with upfits from an independent supplier and are not covered by the GM New Vehicle Limited Warranty. GM is not responsible for the safety and quality of independent supplier alterations.

2027 CHEVROLET LOW CAB FORWARD 3500 HG

View Full Details

|                                |             |
|--------------------------------|-------------|
| Width                          | 81.3 in.    |
| Max. GVWR <sup>1</sup>         | 12,000 lbs. |
| Max. GCWR <sup>2</sup>         | 18,000 lbs. |
| Max. GAWR <sup>3</sup> : front | 4,860 lbs.  |
| Max. GAWR <sup>3</sup> : rear  | 8,840 lbs.  |

|                                 | Regular Cab                             | Crew Cab              |
|---------------------------------|---|-----------------------|
| Wheelbase                       | 109 in./132.5 in./150 in./176 in.       | 150 in./176 in.       |
| Length                          | 200.5 in./224 in./241.5 in./267.5 in.   | 241.5 in./267.5 in.   |
| Height                          | 90 in.                                  | 90 in.                |
| Cab to end of frame             | 129.6 in./153.1 in./170.6 in./196.6 in. | 131.6 in./157.6 in.   |
| Cab to axle                     | 86.5 in./110 in./127.5 in./153.5 in.    | 88.5 in./114.5 in.    |
| Base payload range <sup>4</sup> | 6,667 lbs.-6,846 lbs.                   | 6,115 lbs.-6,166 lbs. |

1 Maximum Gross Vehicle Weight Rating (GVWR). When properly equipped; includes weight of vehicle, passengers, cargo and equipment. 2 Maximum Gross Combined Weight Rating (GCWR). When properly equipped; includes weight of the vehicle and trailer combination, including the weight of driver, passengers, fuel, optional equipment and cargo in the vehicle and trailer. 3 Gross Axle Weight Rating (GAWR) is the maximum allowable weight to be placed on the individual axle. 4 These maximum payload ratings are intended for comparison purposes only. Before you buy a vehicle or use it to haul people or cargo, carefully review the Vehicle Loading section of the Owner's Manual and check the carrying capacity of your specific vehicle on the label on the inside of the driver's door jamb.



CLICK VEHICLE NAME BELOW TO SEE DIMENSIONS + CAPACITIES



2025 Chevrolet Low Cab Forward 4500 HG shown. Vehicle shown with upfits from an independent supplier and are not covered by the GM New Vehicle Limited Warranty. GM is not responsible for the safety and quality of independent supplier alterations.

2027 CHEVROLET LOW CAB FORWARD 4500 HG

View Full Details

|                                |             |
|--------------------------------|-------------|
| Width                          | 81.3 in.    |
| Max. GVWR <sup>1</sup>         | 14,500 lbs. |
| Max. GCWR <sup>2</sup>         | 20,500 lbs. |
| Max. GAWR <sup>3</sup> : front | 6,630 lbs.  |
| Max. GAWR <sup>3</sup> : rear  | 11,020 lbs. |

|                                 |   |                     |
|---------------------------------|---|---------------------|
|                                 | Regular Cab                             | Crew Cab            |
| Wheelbase                       | 109 in./132.5 in./150 in./176 in.       | 150 in./176 in.     |
| Length                          | 200.5 in./224 in./241.5 in./267.5 in.   | 241.5 in./267.5 in. |
| Height                          | 90.9 in.                                | 91.1 in.            |
| Cab to end of frame             | 129.6 in./153.1 in./170.6 in./196.6 in. | 131.6 in./157.6 in. |
| Cab to axle                     | 86.5 in./110 in./127.5 in./153.5 in.    | 88.5 in./114.5 in.  |
| Base payload range <sup>4</sup> | 8,826 lbs.-8,986 lbs.                   | 8,277-8,318 lbs.    |

1 Maximum Gross Vehicle Weight Rating (GVWR). When properly equipped; includes weight of vehicle, passengers, cargo and equipment. 2 Maximum Gross Combined Weight Rating (GCWR). When properly equipped; includes weight of the vehicle and trailer combination, including the weight of driver, passengers, fuel, optional equipment and cargo in the vehicle and trailer. 3 Gross Axle Weight Rating (GAWR) is the maximum allowable weight to be placed on the individual axle. 4 These maximum payload ratings are intended for comparison purposes only. Before you buy a vehicle or use it to haul people or cargo, carefully review the Vehicle Loading section of the Owner's Manual and check the carrying capacity of your specific vehicle on the label on the inside of the driver's door jamb.



CLICK VEHICLE NAME BELOW TO SEE DIMENSIONS + CAPACITIES



2025 Chevrolet Low Cab Forward 5500 HG shown. Vehicle shown with upfits from an independent supplier and are not covered by the GM New Vehicle Limited Warranty. GM is not responsible for the safety and quality of independent supplier alterations.

## 2027 CHEVROLET LOW CAB FORWARD 5500 HG

View Full Details

|                                |             |
|--------------------------------|-------------|
| Width                          | 81.3 in.    |
| Max. GVWR <sup>1</sup>         | 17,950 lbs. |
| Max. GCWR <sup>2</sup>         | 23,950 lbs. |
| Max. GAWR <sup>3</sup> : front | 6,830 lbs.  |
| Max. GAWR <sup>3</sup> : rear  | 13,660 lbs. |

|                                 | Regular Cab                             | Crew Cab                      |
|---------------------------------|---|-------------------------------|
| Wheelbase                       | 132.5 in./150 in./176 in./200 in.       | 150 in./176 in./200 in.       |
| Length                          | 224 in./241.5 in./267.5 in./291.5 in.   | 241.5 in./267.5 in./291.5 in. |
| Height                          | 92.4 in.                                | 92.4 in.                      |
| Cab to end of frame             | 153.1 in./170.6 in./196.6 in./220.6 in. | 131.6 in./157.6 in./181.6 in. |
| Cab to axle                     | 110 in./127.5 in./153.5 in./177.5 in.   | 88.5 in./114.5 in./138.5 in.  |
| Base payload range <sup>4</sup> | 11,665 lbs.-12,064 lbs.                 | 11,105 lbs.-11,471 lbs.       |

1 Maximum Gross Vehicle Weight Rating (GVWR). When properly equipped; includes weight of vehicle, passengers, cargo and equipment.  
2 Maximum Gross Combined Weight Rating (GCWR). When properly equipped; includes weight of the vehicle and trailer combination, including the weight of driver, passengers, fuel, optional equipment and cargo in the vehicle and trailer. 3 Gross Axle Weight Rating (GAWR) is the maximum allowable weight to be placed on the individual axle. 4 These maximum payload ratings are intended for comparison purposes only. Before you buy a vehicle or use it to haul people or cargo, carefully review the Vehicle Loading section of the Owner's Manual and check the carrying capacity of your specific vehicle on the label on the inside of the driver's door jamb.



envolve



CLICK VEHICLE NAME BELOW TO SEE DIMENSIONS + CAPACITIES



2025 Chevrolet Low Cab Forward 5500 XG shown. Vehicle shown with upfits from an independent supplier and are not covered by the GM New Vehicle Limited Warranty. GM is not responsible for the safety and quality of independent supplier alterations.

## 2027 CHEVROLET LOW CAB FORWARD 5500 XG

|                                |             |                                   |
|--------------------------------|-------------|-----------------------------------|
| Width                          | 81.3 in.    | <a href="#">View Full Details</a> |
| Max. GVWR <sup>1</sup>         | 19,500 lbs. |                                   |
| Max. GCWR <sup>2</sup>         | 25,500 lbs. |                                   |
| Max. GAWR <sup>3</sup> : front | 7,275 lbs.  |                                   |
| Max. GAWR <sup>3</sup> : rear  | 14,460 lbs. |                                   |

|                                 | Regular Cab   | Crew Cab                                    |
|---------------------------------|---|---|
| Wheelbase                       | 132.5 in./150 in./<br>176 in./200 in./212 in.             | 150 in./176 in./<br>200 in./212 in.         |
| Length                          | 224 in./241.5 in./<br>267.5 in./291.5 in./<br>303.5 in.   | 241.5 in./267.5 in./<br>291.5 in./303.5 in. |
| Height                          | 92.4 in.  | 92.4 in.                                    |
| Cab to end of frame             | 153.1 in./170.6 in./<br>196.6 in./220.6 in./<br>232.6 in. | 131.6 in./157.6 in./<br>181.6 in./193.6 in. |
| Cab to axle                     | 110 in./127.5 in./<br>153.5 in./177.5 in./<br>189.5 in.   | 88.5 in./114.5 in./<br>138.5 in./150.5 in.  |
| Base payload range <sup>4</sup> | 13,166 lbs.-13,611 lbs.                                   | 12,606 lbs.-13,018 lbs.                     |

1 Maximum Gross Vehicle Weight Rating (GVWR). When properly equipped; includes weight of vehicle, passengers, cargo and equipment.  
2 Maximum Gross Combined Weight Rating (GCWR). When properly equipped; includes weight of the vehicle and trailer combination, including the weight of driver, passengers, fuel, optional equipment and cargo in the vehicle and trailer. 3 Gross Axle Weight Rating (GAWR) is the maximum allowable weight to be placed on the individual axle. 4 These maximum payload ratings are intended for comparison purposes only. Before you buy a vehicle or use it to haul people or cargo, carefully review the Vehicle Loading section of the Owner's Manual and check the carrying capacity of your specific vehicle on the label on the inside of the driver's door jamb.



CLICK VEHICLE NAME BELOW TO SEE DIMENSIONS + CAPACITIES



2025 Chevrolet Low Cab Forward 4500 HD shown. Vehicle shown with upfits from an independent supplier and are not covered by the GM New Vehicle Limited Warranty. GM is not responsible for the safety and quality of independent supplier alterations.

## 2026 CHEVROLET LOW CAB FORWARD 4500 HD

View Full Details

|                                |             |
|--------------------------------|-------------|
| Width                          | 81.3 in.    |
| Max. GVWR <sup>1</sup>         | 14,500 lbs. |
| Max. GCWR <sup>2</sup>         | 20,500 lbs. |
| Max. GAWR <sup>3</sup> (front) | 5,360 lbs.  |
| Max. GAWR <sup>3</sup> (rear)  | 9,880 lbs.  |

|                                 | Regular Cab                             | Crew Cab              |
|---------------------------------|---|-----------------------|
| Wheelbase                       | 109 in./132.5 in./150 in./176 in.       | 150 in./176 in.       |
| Length                          | 195.7 in./219.2 in./236.7 in./262.7 in. | 236.7 in./262.7 in.   |
| Height                          | 90.8 in.                                | 90.8 in.              |
| Cab to end of frame             | 129.6 in./153.1 in./170.6 in./196.6 in. | 131.6 in./157.6 in.   |
| Cab to axle                     | 86.5 in./110 in./127.5 in./153.5 in.    | 88.5 in./114.5 in.    |
| Base payload range <sup>4</sup> | 8,327 lbs.-8,470 lbs.                   | 7,725 lbs.-7,776 lbs. |

1 Maximum Gross Vehicle Weight Rating (GVWR). When properly equipped; includes weight of vehicle, passengers, cargo and equipment.  
2 Maximum Gross Combined Weight Rating (GCWR). When properly equipped; includes weight of the vehicle and trailer combination, including the weight of driver, passengers, fuel, optional equipment and cargo in the vehicle and trailer. 3 Gross Axle Weight Rating (GAWR) is the maximum allowable weight to be placed on the individual axle. 4 These maximum payload ratings are intended for comparison purposes only. Before you buy a vehicle or use it to haul people or cargo, carefully review the Vehicle Loading section of the Owner's Manual and check the carrying capacity of your specific vehicle on the label on the inside of the driver's door jamb.



envolve



CLICK VEHICLE NAME BELOW TO SEE DIMENSIONS + CAPACITIES



2024 Chevrolet Low Cab Forward 4500 XD shown. Vehicle shown with upfits from an independent supplier and are not covered by the GM New Vehicle Limited Warranty. GM is not responsible for the safety and quality of independent supplier alterations.

## 2026 CHEVROLET LOW CAB FORWARD 4500 XD

View Full Details

|                                |             |
|--------------------------------|-------------|
| Width                          | 81.3 in.    |
| Max. GVWR <sup>1</sup>         | 16,000 lbs. |
| Max. GCWR <sup>2</sup>         | 22,000 lbs. |
| Max. GAWR <sup>3</sup> (front) | 6,630 lbs.  |
| Max. GAWR <sup>3</sup> (rear)  | 11,020 lbs. |

|                                 | Regular Cab                             | Crew Cab              |
|---------------------------------|---|-----------------------|
| Wheelbase                       | 109 in./132.5 in./150 in./176 in.       | 150 in./176 in.       |
| Length                          | 195.7 in./219.2 in./236.7 in./262.7 in. | 236.7 in./262.7 in.   |
| Height                          | 92.4 in.                                | 92.4 in.              |
| Cab to end of frame             | 129.6 in./153.1 in./170.6 in./196.6 in. | 131.6 in./157.6 in.   |
| Cab to axle                     | 86.5 in./110 in./127.5 in./153.5 in.    | 88.5 in./114.5 in.    |
| Base payload range <sup>4</sup> | 9,430 lbs.-9,576 lbs.                   | 8,831 lbs.-8,879 lbs. |

1 Maximum Gross Vehicle Weight Rating (GVWR). When properly equipped; includes weight of vehicle, passengers, cargo and equipment.  
2 Maximum Gross Combined Weight Rating (GCWR). When properly equipped; includes weight of the vehicle and trailer combination, including the weight of driver, passengers, fuel, optional equipment and cargo in the vehicle and trailer. 3 Gross Axle Weight Rating (GAWR) is the maximum allowable weight to be placed on the individual axle. 4 These maximum payload ratings are intended for comparison purposes only. Before you buy a vehicle or use it to haul people or cargo, carefully review the Vehicle Loading section of the Owner's Manual and check the carrying capacity of your specific vehicle on the label on the inside of the driver's door jamb.



envolve



CLICK VEHICLE NAME BELOW TO SEE DIMENSIONS + CAPACITIES



2025 Chevrolet Low Cab Forward 5500 XD shown. Vehicle shown with upfits from an independent supplier and are not covered by the GM New Vehicle Limited Warranty. GM is not responsible for the safety and quality of independent supplier alterations.

2026 CHEVROLET LOW CAB FORWARD 5500 XD

View Full Details

|                                |             |
|--------------------------------|-------------|
| Width                          | 81.3 in.    |
| Max. GVWR <sup>1</sup>         | 19,500 lbs. |
| Max. GCWR <sup>2</sup>         | 25,500 lbs. |
| Max. GAWR <sup>3</sup> (front) | 7,275 lbs.  |
| Max. GAWR <sup>3</sup> (rear)  | 13,660 lbs. |

|                                 | Regular Cab   | Crew Cab                |
|---------------------------------|---|-------------------------|
| Wheelbase                       | 109 in./132.5 in./150 in./176 in./200 in./212 in.           | 150 in./176 in.         |
| Length                          | 195.7 in./219.2 in./236.7 in./262.7 in./286.7 in./298.7 in. | 236.7 in./262.7 in.     |
| Height                          | 92.4 in.  | 92.4 in.                |
| Cab to end of frame             | 129.6 in./153.1 in./170.6 in./196.6 in./220.6 in./232.6 in. | 131.6 in./157.6 in.     |
| Cab to axle                     | 86.5 in./110 in./127.5 in./153.5 in./177.5 in./189.5 in.    | 88.5 in./114.5 in.      |
| Base payload range <sup>4</sup> | 12,821 lbs.-12,970 lbs.                                     | 12,209 lbs.-12,260 lbs. |

1 Maximum Gross Vehicle Weight Rating (GVWR). When properly equipped; includes weight of vehicle, passengers, cargo and equipment. 2 Maximum Gross Combined Weight Rating (GCWR). When properly equipped; includes weight of the vehicle and trailer combination, including the weight of driver, passengers, fuel, optional equipment and cargo in the vehicle and trailer. 3 Gross Axle Weight Rating (GAWR) is the maximum allowable weight to be placed on the individual axle. 4 Payload ranges are for 109-176-inch wheelbases only. 200- and 212-inch payloads not yet available. These maximum payload ratings are intended for comparison purposes only. Before you buy a vehicle or use it to haul people or cargo, carefully review the Vehicle Loading section of the Owner's Manual and check the carrying capacity of your specific vehicle on the label on the inside of the driver's door jamb.



envolve



CLICK VEHICLE NAME BELOW TO SEE DIMENSIONS + CAPACITIES



2025 Chevrolet Low Cab Forward 6500 XD shown. Vehicle shown with upfits from an independent supplier and are not covered by the GM New Vehicle Limited Warranty. GM is not responsible for the safety and quality of independent supplier alterations.

## 2027 CHEVROLET LOW CAB FORWARD 6500 XD

View Full Details

|                                 |   |
|---------------------------------|---|
| Width                           | 93.5 in.  |
| Height                          | 110.2 in.   |
| Wheelbase                       | 152 in./170 in./188 in./200 in./<br>212 in./224 in./236 in./248 in.                 |
| Length                          | 274.4 in./301.5 in./328.5 in./346.4 in./<br>364.6 in./382.5 in./400.6 in./418.5 in. |
| Cab to end of frame             | 192.9 in./220 in./247 in./264.9 in./<br>283.1 in./301 in./319.1 in./337 in.         |
| Cab to axle                     | 127 in./145 in./163 in./175 in./<br>187 in./199 in./211 in./223 in.                 |
| Base payload range <sup>1</sup> | 14,730 lbs.-15,932 lbs.   |
| Max. GVWR <sup>2</sup>          | 25,950 lbs.   |
| Max. GCWR <sup>3</sup>          | 30,000 lbs.   |
| Max. GAWR <sup>4</sup> : front  | 12,000 lbs.   |
| Max. GAWR <sup>4</sup> : rear   | 19,000 lbs.   |

1 These maximum payload ratings are intended for comparison purposes only. Before you buy a vehicle or use it to haul people or cargo, carefully review the Vehicle Loading section of the Owner's Manual and check the carrying capacity of your specific vehicle on the label on the inside of the driver's door jamb. 2 Maximum Gross Vehicle Weight Rating (GVWR). When properly equipped; includes weight of vehicle, passengers, cargo and equipment. 3 Maximum Gross Combined Weight Rating (GCWR). When properly equipped; includes weight of the vehicle and trailer combination, including the weight of driver, passengers, fuel, optional equipment and cargo in the vehicle and trailer. 4 Gross Axle Weight Rating (GAWR) is the maximum allowable weight to be placed on the individual axle.



envolve



CLICK VEHICLE NAME BELOW TO SEE DIMENSIONS + CAPACITIES



2025 Chevrolet Low Cab Forward 7500 XD shown. Vehicle shown with upfits from an independent supplier and are not covered by the GM New Vehicle Limited Warranty. GM is not responsible for the safety and quality of independent supplier alterations.

## 2027 CHEVROLET LOW CAB FORWARD 7500 XD

View Full Details

|                                 |   |
|---------------------------------|---|
| Width                           | 93.5 in.  |
| Height                          | 112 in.   |
| Wheelbase                       | 152 in./170 in./188 in./200 in./<br>212 in./224 in./236 in./248 in.                 |
| Length                          | 274.4 in./301.5 in./328.5 in./346.4 in./<br>364.6 in./382.5 in./400.6 in./418.5 in. |
| Cab to end of frame             | 192.9 in./220 in./247 in./264.9 in./<br>283.1 in./301 in./319.1 in./337 in.         |
| Cab to axle                     | 127 in./145 in./163 in./175 in./<br>187 in./199 in./211 in./223 in.                 |
| Base payload range <sup>1</sup> | 21,455 lbs.-22,657 lbs.   |
| Max. GVWR <sup>2</sup>          | 33,000 lbs.   |
| Max. GCWR <sup>3</sup>          | 33,000 lbs.   |
| Max. GAWR <sup>4</sup> : front  | 12,000 lbs.   |
| Max. GAWR <sup>4</sup> : rear   | 21,000 lbs.   |

1 These maximum payload ratings are intended for comparison purposes only. Before you buy a vehicle or use it to haul people or cargo, carefully review the Vehicle Loading section of the Owner's Manual and check the carrying capacity of your specific vehicle on the label on the inside of the driver's door jamb. 2 Maximum Gross Vehicle Weight Rating (GVWR). When properly equipped; includes weight of vehicle, passengers, cargo and equipment. 3 Maximum Gross Combined Weight Rating (GCWR). When properly equipped; includes weight of the vehicle and trailer combination, including the weight of driver, passengers, fuel, optional equipment and cargo in the vehicle and trailer. 4 Gross Axle Weight Rating (GAWR) is the maximum allowable weight to be placed on the individual axle.



envolve



# 2026 CHEVROLET COLORADO

## AVAILABLE MODELS

|                       |         |         |     |
|-----------------------|---------|---------|-----|
| Work Truck 2WD or 4WD | 2WT/4WT | Z71 4WD | 4Z7 |
| LT 2WD or 4WD         | 2LT/4LT | ZR2 4WD | 4ZR |
| Trail Boss 4WD        | OTR     |         |     |

## EXTERIOR COLORS



NOTE: Exterior colors vary by trim level. See Order Guide for details.

# HIGHLIGHTS



STANDARD  
**TURBOMAX  
ENGINE**



UP TO  
**7,700 LBS.**  
Max. Trailering Capacity²



UP TO  
**430 LB.-FT.**  
Max. Torque with  
TurboMax Engine

# KEY STANDARD FEATURES

Features based on Work Truck 2WD model with 2WT equipment group.

## SAFETY + SECURITY

Blind Zone Steering Assist³

Buckle to Drive³

Chevy Safety Assist, includes Automatic Emergency Braking³, Front Pedestrian and Bicyclist Braking³, Lane Keep Assist with Lane Departure Warning³, Following Distance Indicator³, Forward Collision Alert³ and IntelliBeam³ automatic high beam control

Embedded OnStar® hardware, includes 8 years of OnStar Fleet Basics⁴

HD Rear Vision Camera³

Hitch Guidance³ with Hitch View³

Rear Cross Traffic Braking³

Rear Park Assist³

Tire Pressure Monitoring System (excludes spare tire) with Tire Fill Alert

## PERFORMANCE

TurboMax engine (310 hp/430 lb.-ft. of torque)

4-wheel antilock disc brakes

8-speed automatic transmission

StabiliTrak® Electronic Stability Control System with Proactive Roll Avoidance and Traction Control, includes electronic Trailer Sway Control and Hill Start Assist

## PRODUCTIVITY + DRIVE EXPERIENCE

11-inch diagonal Driver Information Center

60/40 split-folding rear bench seats with storage

Cargo area lamp (back of cab)

Color-keyed carpeting with front and rear carpeted floor mats

CornerStep rear bumper

Cruise control³

Front bucket seats with floor console

Google built-in⁵ compatibility with 11.3-inch diagonal advanced color LCD display

Heated, power-adjustable outside mirrors

Push Button Start

Remote Keyless Entry⁶

Remote-locking tailgate

Short Box (5')

Available SiriusXM® with 360L⁷

Tilt steering column

USB ports⁸ (2)

Wireless Apple CarPlay®⁹ and Android Auto™¹⁰ capable

## KEY AVAILABLE FEATURES

Optional features and packages vary by trim level. See Order Guide for details.

Single- or 2-speed Autotrac® electric transfer case with push-button control

8-way power driver seat with power lumbar

120-volt power outlets (1 rear of center console and 1 bed-mounted)

Adaptive Cruise Control³

Advanced Trailering Package¹¹

Auto-dimming inside rearview mirror

Auto-locking rear differential

Blind Zone Steering Assist with trailering³

Bose® premium 7-speaker system

Dual-zone automatic climate control

EZ-Lift and Lower Tailgate

HD Surround Vision³

Heated and ventilated front seats

Heated steering wheel

Hill Descent Control

Keyless Open and Start

LED headlamps, taillamps and Daytime Running Lamps

Power-sliding sunroof with manual shade

Rear Pedestrian Alert³

Recovery hooks¹², front

Remote Start

StowFlex Tailgate

Tilt/telescoping steering column

USB ports⁸, single or dual rear charge-only

Wireless device charging¹³

1 Premium paint; additional charge. 2 Maximum trailering ratings are intended for comparison purposes only. Before you buy a vehicle or use it for trailering, carefully review the Trailering section of the Owner's Manual. The trailering capacity of your specific vehicle may vary. The weight of passengers, cargo and options or accessories may reduce the amount you can trailer. 3 Safety or driver assistance features are no substitute for the driver's responsibility to operate the vehicle in a safe manner. Read the vehicle Owner's Manual for important safety and driver assistance feature limitations and information. 4 Services subject to user terms and limitations. Certain services require working electrical system, cell reception and GPS signal. OnStar links to emergency services. See <https://www.gmenvolve.com/software/onstar> for details. 5 Google built-in services are subject to limitations and availability may vary by vehicle, infotainment system, and location. Select service plan required. Certain Google actions and functionality may require account linking. User terms and privacy statements apply. Google, Android Auto, Google Play and Google Maps are trademarks of Google LLC. 6 Requires active service plan. Lock/unlock feature requires automatic locks. Remote start requires GM factory-installed and enabled remote start system. See [onstar.com](https://onstar.com) for details and limitations. 7 Some features, including streaming content and listening recommendations, require GM connected vehicle services. GM connected vehicle services vary by vehicle model and require an active service plan, working electrical system, cell reception and GPS signal. See [onstar.com](https://onstar.com) for details and limitations. 8 Not compatible with all devices. 9 Vehicle user interface is a product of Apple® and its terms and privacy statements apply. Requires compatible iPhone® and data plan rates apply. Apple CarPlay®, Siri®, iPhone® and Apple Music® are trademarks of Apple, Inc., registered in the U.S. and other countries. 10 Vehicle user interface is a product of Google, and its terms and privacy statements apply. Requires the Android Auto app on Google Play and a compatible Android™ smartphone. Data plan rates apply. You can check which smartphones are compatible at [g.co/androidauto/requirements](https://g.co/androidauto/requirements). Android and Android Auto are trademarks of Google LLC. Wireless use of Android Auto requires a compatible Android 11.0+ phone and compatible active data plan. Check [g.co/androidauto/requirements](https://g.co/androidauto/requirements) for compatibility. 11 Before you buy a vehicle or use it for trailering, carefully review the Trailering section of the Owner's Manual. The trailering capacity of your specific vehicle may vary. The weight of passengers, cargo and options or accessories may reduce the amount you can trailer. 12 To avoid the risk of injury, never use recovery hooks to tow a vehicle. For more information, see the Recovery Hooks section of your Owner's Manual. 13 The system wirelessly charges one compatible mobile device. Some phones have built-in wireless charging technology and others require a special adapter/back cover. To check for phone or other device compatibility, see [my.chevrolet.com/learn](https://my.chevrolet.com/learn) for details or consult your carrier.



# MODEL AVAILABILITY & SPECIFICATIONS

## 2026 CHEVROLET COLORADO



2025 Chevrolet Colorado Work Truck 4WD shown.

| COLORADO                    |            |            |            |           |                        |                           |   |
|-----------------------------|------------|------------|------------|-----------|------------------------|---------------------------|---|
| Cab Type                    | Trim       | Drivetrain | Box Length | Wheelbase | Max. GVWR <sup>1</sup> | Max. Payload <sup>2</sup> | Max. Conventional Trailering <sup>3</sup> |
| Crew Cab<br>(seats up to 5) | Work Truck | 2WD        | 5'         | 131.3 in. | 6,050 lbs.             | 1,710 lbs.                | 7,700 lbs. <sup>4</sup>                   |
|                             | Work Truck | 4WD        | 5'         | 131.3 in. | 6,250 lbs.             | 1,700 lbs.                | 7,700 lbs. <sup>4</sup>                   |
|                             | LT         | 2WD        | 5'         | 131.3 in. | 6,050 lbs.             | 1,710 lbs.                | 7,700 lbs. <sup>4</sup>                   |
|                             | LT         | 4WD        | 5'         | 131.3 in. | 6,250 lbs.             | 1,700 lbs.                | 7,700 lbs. <sup>4</sup>                   |
|                             | Trail Boss | 4WD        | 5'         | 131.3 in. | 6,250 lbs.             | 1,570 lbs.                | 7,700 lbs.                                |
|                             | Z71        | 4WD        | 5'         | 131.3 in. | 6,250 lbs.             | 1,590 lbs.                | 7,700 lbs.                                |
|                             | ZR2        | 4WD        | 5'         | 131.3 in. | 6,250 lbs.             | 1,310 lbs.                | 6,000 lbs.                                |

<sup>1</sup> Maximum Gross Vehicle Weight Rating (GVWR). When properly equipped; includes weight of vehicle, passengers, cargo and equipment. <sup>2</sup> These maximum payload ratings are intended for comparison purposes only. Before you buy a vehicle or use it to haul people or cargo, carefully review the Vehicle Loading section of the Owner's Manual and check the carrying capacity of your specific vehicle on the label on the inside of the driver door jamb. <sup>3</sup> Maximum trailering ratings are intended for comparison purposes only. Before you buy a vehicle or use it for trailering, carefully review the Trailering section of the Owner's Manual. The trailering capacity of your specific vehicle may vary. The weight of passengers, cargo and options or accessories may reduce the amount you can trailer. <sup>4</sup> Requires (Z82) Trailering Package and G80 limited-slip rear differential.

**envolve**



# 2026 GMC CANYON

## AVAILABLE MODELS

|                      |         |            |     |
|----------------------|---------|------------|-----|
| Elevation 2WD or 4WD | 2VL/4VL | AT4X 4WD   | 4TX |
| AT4 4WD              | 4SG     | Denali 4WD | 5SB |

## EXTERIOR COLORS



NOTE: Exterior colors vary by trim level. See Order Guide for details.

2025 GMC Canyon Elevation 4WD shown.

# HIGHLIGHTS



STANDARD  
**TURBOMAX  
ENGINE**



UP TO  
**7,700 LBS.**  
Max. Trailering Capacity<sup>2,3</sup>



UP TO  
**1,670 LBS.**  
Max. Payload<sup>4</sup>

# KEY STANDARD FEATURES

Features based on Elevation 2WD model with 2VL equipment group.

## SAFETY + SECURITY

Buckle to Drive<sup>5</sup>  
Canyon Pro Safety, includes Automatic Emergency Braking<sup>5</sup>, Front Pedestrian and Bicyclist Braking<sup>5</sup>, Lane Keep Assist with Lane Departure Warning<sup>5</sup>, Following Distance Indicator<sup>5</sup>, Forward Collision Alert<sup>5</sup> and IntelliBeam<sup>5</sup> auto high beam control

Canyon Safety Plus Package, includes Rear Cross Traffic Braking<sup>5</sup>, Rear Park Assist<sup>5</sup> and Blind Zone Steering Assist with trailering<sup>5</sup>

Embedded OnStar<sup>®</sup> hardware, includes 8 years of OnStar Fleet Basics<sup>6</sup>

HD Rear Vision Camera<sup>5</sup>

Hitch Guidance<sup>5</sup>

Hitch View<sup>5</sup>

Tire Pressure Monitoring System (excludes spare tire) with Tire Fill Alert

## PERFORMANCE

TurboMax engine (310 hp/430 lb.-ft. of torque)

4-wheel antilock disc brakes

8-speed automatic transmission  
Auto-locking rear differential  
Off-Road Performance Display  
Off-Road Suspension, 2-inch factory-installed lift and widened track  
ProGrade Trailering System<sup>3</sup>  
StabiliTrak<sup>®</sup> Electronic Stability Control System with Proactive Roll Avoidance and Traction Control, includes electronic Trailer Sway Control and Hill Start Assist

## PRODUCTIVITY + DRIVE EXPERIENCE

11-inch diagonal fully digital Driver Information Center  
11.3-inch diagonal Premium GMC Infotainment System with Google built-in<sup>7</sup> compatibility  
60/40 split-folding rear bench seats with storage  
Cargo area lamp (back of cab)  
Color-keyed carpeting with front and rear carpeted floor mats  
CornerStep rear bumper  
Cruise control<sup>5</sup>  
Front bucket seats with floor console  
Heated, power-adjustable outside mirrors

Keyless Open and Start, includes Remote Keyless Entry<sup>8</sup>  
LED headlamps, taillamps and signature Running Lamps  
Push Button Start  
Rear-sliding window  
Rear-window defogger  
Recovery hooks<sup>9</sup>, front  
Remote-locking tailgate  
Short Box (5')

Available SiriusXM<sup>®</sup> with 360L<sup>10</sup>

USB ports<sup>11</sup> (3)

In-Vehicle Wi-Fi<sup>®</sup> Hotspot<sup>12</sup> capable

Wireless Apple CarPlay<sup>®13</sup> and Android Auto<sup>™14</sup> capable

## KEY AVAILABLE FEATURES

Optional features and packages vary by trim level. See Order Guide for details.

Single- or 2-speed Autotrac<sup>®</sup> electric transfer case with push-button control

6.3-inch diagonal multicolor Head-Up Display<sup>5</sup>

8-way power driver seat and 6-way power front passenger seat with power lumbar

120-volt power outlets (1 rear of center console and 1 bed-mounted)  
Adaptive Cruise Control<sup>5</sup>  
Auto-dimming inside rearview mirror  
Bose<sup>®</sup> premium 7-speaker system  
Driver Mode Selector, includes Normal, Off-Road, Terrain and Tow/Haul  
Dual-zone automatic climate control  
EZ-Lift and Lower Tailgate  
HD Surround Vision<sup>5</sup>  
Heated and ventilated front seats  
Heated steering wheel  
Hill Descent Control  
MultiStow Tailgate, storage compartment  
Power-sliding sunroof with manual shade  
Rear Pedestrian Alert<sup>5</sup>  
Remote Start  
Safety Alert Seat<sup>5</sup>  
Spray-on bedliner<sup>15</sup> with GMC logo  
Wireless device charging<sup>16</sup>

1 Premium paint; additional charge. 2 Maximum trailering ratings are intended for comparison purposes only. 3 Before you buy a vehicle or use it for trailering, carefully review the Trailering section of the Owner's Manual. The trailering capacity of your specific vehicle may vary. The weight of passengers, cargo and options or accessories may reduce the amount you can trailer. 4 These maximum payload ratings are intended for comparison purposes only. Before you buy a vehicle or use it to haul people or cargo, carefully review the Vehicle Loading section of the Owner's Manual and check the carrying capacity of your specific vehicle on the label on the inside of the driver's door jamb. 5 Safety or driver assistance features are no substitute for the driver's responsibility to operate the vehicle in a safe manner. Read the vehicle Owner's Manual for important safety and driver assistance feature limitations and information. 6 Services subject to user terms and limitations. Certain services require working electrical system, cell reception and GPS signal. OnStar links to emergency services. See <https://www.gmenvolve.com/software/onstar> for details. 7 Google built-in services are subject to limitations and availability may vary by vehicle, infotainment system, and location. Select service plan required. Certain Google actions and functionality may require account linking. User terms and privacy statements apply. Google, Android Auto, Google Play and Google Maps are trademarks of Google LLC. 8 Requires active service plan. Lock/unlock feature requires automatic locks. Remote start requires GM factory-installed and enabled remote start system. See [onstar.com](https://onstar.com) for details and limitations. 9 To avoid the risk of injury, never use recovery hooks to tow a vehicle. For more information, see the Recovery Hooks section of your Owner's Manual. 10 Some features, including streaming content and listening recommendations, require GM connected vehicle services. GM connected vehicle services vary by vehicle model and require an active service plan, working electrical system, cell reception and GPS signal. See [onstar.com](https://onstar.com) for details and limitations. 11 Not compatible with all devices. 12 Service varies with conditions and location. Requires active service plan. See [onstar.com](https://onstar.com) for details and limitations. Vehicle must be on or in the accessory position for Wi-Fi to function. 13 Vehicle user interface is a product of Apple<sup>®</sup> and its terms and privacy statements apply. Requires compatible iPhone<sup>®</sup> and data plan rates apply. Apple CarPlay<sup>®</sup>, Siri<sup>®</sup>, iPhone<sup>®</sup> and Apple Music<sup>®</sup> are trademarks of Apple, Inc., registered in the U.S. and other countries. 14 Vehicle user interface is a product of Google, and its terms and privacy statements apply. Requires the Android Auto app on Google Play and a compatible Android<sup>™</sup> smartphone. Data plan rates apply. You can check which smartphones are compatible at [g.co/androidauto/requirements](https://g.co/androidauto/requirements). Android and Android Auto are trademarks of Google LLC. Wireless use of Android Auto requires a compatible Android 11.0+ phone and compatible active data plan. Check [g.co/androidauto/requirements](https://g.co/androidauto/requirements) for compatibility. 15 Does not include spray-on liner on tailgate due to Black composite inner panel. 16 The system wirelessly charges one compatible mobile device. Some phones have built-in wireless charging technology and others require a special adapter/back cover. To check for phone or other device compatibility, see [my.gmc.com/learn](https://my.gmc.com/learn) for details or consult your carrier.



envolve



# MODEL AVAILABILITY & SPECIFICATIONS

## 2026 GMC CANYON



2025 GMC Canyon Elevation 4WD shown.

| CANYON                      |           |            |            |           |                        |                           |   |
|-----------------------------|-----------|------------|------------|-----------|------------------------|---------------------------|---|
| Cab Type                    | Trim      | Drivetrain | Box Length | Wheelbase | Max. GVWR <sup>1</sup> | Max. Payload <sup>2</sup> | Max. Conventional Trailering <sup>3</sup> |
| Crew Cab<br>(seats up to 5) | Elevation | 2WD        | 5'         | 131.0 in. | 6,100 lbs.             | 1,670 lbs.                | 7,700 lbs.                                |
|                             | Elevation | 4WD        | 5'         | 131.0 in. | 6,250 lbs.             | 1,610 lbs.                | 7,700 lbs.                                |
|                             | AT4       | 4WD        | 5'         | 131.0 in. | 6,250 lbs.             | 1,570 lbs.                | 7,700 lbs.                                |
|                             | AT4X      | 4WD        | 5'         | 131.0 in. | 6,250 lbs.             | 1,260 lbs.                | 6,000 lbs.                                |
|                             | Denali    | 4WD        | 5'         | 131.0 in. | 6,250 lbs.             | 1,390 lbs.                | 7,700 lbs.                                |

<sup>1</sup> Maximum Gross Vehicle Weight Rating (GVWR). When properly equipped; includes weight of vehicle, passengers, cargo and equipment. <sup>2</sup> These maximum payload ratings are intended for comparison purposes only. Before you buy a vehicle or use it to haul people or cargo, carefully review the Vehicle Loading section of the Owner's Manual and check the carrying capacity of your specific vehicle on the label on the inside of the driver door jamb. <sup>3</sup> Maximum trailering ratings are intended for comparison purposes only. Before you buy a vehicle or use it for trailering, carefully review the Trailering section of the Owner's Manual. The trailering capacity of your specific vehicle may vary. The weight of passengers, cargo and options or accessories may reduce the amount you can trailer.



# 2026 CHEVROLET SILVERADO 1500

## AVAILABLE MODELS

|                       |                    |                         |     |
|-----------------------|--------------------|-------------------------|-----|
| Work Truck 2WD or 4WD | 1WT                | LT Trail Boss 4WD       | 2LT |
| Custom 2WD or 4WD     | 1CX                | ZR2 4WD                 | 3LT |
| Custom Trail Boss 4WD | 2CX                | LTZ 2WD or 4WD          | 1LZ |
| LT 2WD or 4WD         | 1LT/2FL (4WD only) | High Country 2WD or 4WD | 3LZ |
| RST 2WD or 4WD        | 1SP                |                         |     |

## EXTERIOR COLORS



NOTE: Exterior colors vary by trim level. See Order Guide for details.

2025 Chevrolet Silverado 1500 LT shown.

# HIGHLIGHTS



AVAILABLE  
**DURAMAX®**  
3.0L Turbo-Diesel  
Engine



UP TO  
**430 LB.-FT.**  
Max. Torque with Standard  
TurboMax Engine



STANDARD  
**12 TIE-DOWNS**  
Welded Cargo Tie-Downs

# KEY STANDARD FEATURES

Features based on Work Truck 2WD model with 1WT equipment group.

## SAFETY + SECURITY

- Buckle to Drive<sup>2</sup>
- Chevy Safety Assist, includes Automatic Emergency Braking<sup>2</sup>, Front Pedestrian Braking<sup>2</sup>, Lane Keep Assist with Lane Departure Warning<sup>2</sup>, Following Distance Indicator<sup>2</sup>, Forward Collision Alert<sup>2</sup> and IntelliBeam<sup>2</sup> auto high beam control
- Embedded OnStar® hardware, includes 8 years of OnStar Fleet Basics<sup>3</sup>
- HD Rear Vision Camera<sup>2</sup>
- Tire Pressure Monitoring System (excludes spare tire) with Tire Fill Alert

## PERFORMANCE

- TurboMax engine (310 hp/430 lb.-ft. of torque) with 8-speed automatic transmission
- StabiliTrak® Electronic Stability Control System with Proactive Roll Avoidance and Traction Control, includes Trailer Sway Control and Hill Start Assist

## PRODUCTIVITY + DRIVE EXPERIENCE

- 40/20/40 three-passenger split-bench front seats with covered armrest storage and underseat storage (lockable)
- Cargo tie-downs (12 welded)
- Chevrolet Infotainment 3<sup>4</sup> with 7-inch diagonal HD color touch-screen
- CornerStep rear bumper
- Cruise control<sup>2</sup>
- Power windows and door locks
- Push Button Start
- Recovery hooks<sup>5</sup>
- Rubberized-vinyl floor covering
- In-Vehicle Wi-Fi® Hotspot<sup>6</sup> capable
- Wireless Apple CarPlay<sup>®7</sup> and Android Auto<sup>™8</sup> compatibility

## KEY AVAILABLE FEATURES

Optional features and packages vary by trim level. See Order Guide for details.

- 3.0L Duramax® Turbo-Diesel engine (305 hp/495 lb.-ft. of torque) with 10-speed automatic transmission

- 5.3L EcoTec3 V8 engine (355 hp/383 lb.-ft. of torque) with 10-speed automatic transmission
- 6.2L EcoTec3 V8 engine (420 hp/460 lb.-ft. of torque) with 10-speed automatic transmission
- 12.3-inch diagonal reconfigurable multicolor Driver Information Center
- 120-volt power outlet (2)
- Adaptive Cruise Control<sup>2</sup>
- Auto-locking rear differential
- Chevrolet Infotainment 3 Premium<sup>4</sup> with 13.4-inch diagonal HD color touch-screen and Google built-in<sup>9</sup> compatibility
- Chevytec spray-on bedliner<sup>10</sup>
- E85 FlexFuel capability (Work Truck model with 5.3L V8 engine only)
- Enhanced Automatic Emergency Braking<sup>2</sup>
- Front and Rear Park Assist<sup>2</sup>
- HD Surround Vision<sup>2</sup>
- Heated and ventilated front seats
- Hitch Guidance<sup>2</sup> with Hitch View<sup>2</sup>

- Integrated trailer brake controller
- Lane Change Alert with Side Blind Zone Alert<sup>2</sup>
- LED cargo area lighting
- Max Trailering Package<sup>11</sup>
- Multicolor, 15-inch diagonal Head-Up Display<sup>2</sup>
- Multi-Flex Tailgate with six functional load/access features
- Pickup bed delete (Work Truck Regular Cab only)
- Rear Camera Mirror<sup>2</sup>
- Rear Cross Traffic Braking<sup>2</sup>
- Rear Pedestrian Alert<sup>2</sup>
- Remote Start
- Safety Alert Seat<sup>2</sup>
- Snow Plow Prep Package<sup>12</sup>
- Trailer Side Blind Zone Alert<sup>2</sup>
- Trailer Tire Pressure Monitoring System
- Universal Vehicle Module
- Upfitter switches<sup>12</sup> (5)
- Z71 Off-Road Package

1 Premium paint; additional charge. 2 Safety or driver assistance features are no substitute for the driver's responsibility to operate the vehicle in a safe manner. Read the vehicle Owner's Manual for important safety and driver assistance feature limitations and information. 3 Services subject to user terms and limitations. Certain services require working electrical system, cell reception and GPS signal. OnStar links to emergency services. See <https://www.gmenvolve.com/software/onstar> for details. 4 Functionality varies by model. Full functionality requires compatible Bluetooth and smartphone. Some devices require USB connectivity. 5 To avoid the risk of injury, never use recovery hooks to tow a vehicle. For more information, see the Recovery Hooks section of the Owner's Manual. 6 Service varies with conditions and location. Requires active service plan. See [onstar.com](https://onstar.com) for details and limitations. Vehicle must be on or in the accessory position for Wi-Fi to function. 7 Vehicle user interface is a product of Apple® and its terms and privacy statements apply. Requires compatible iPhone® and data plan rates apply. Apple CarPlay®, Siri®, iPhone® and Apple Music® are trademarks of Apple, Inc., registered in the U.S. and other countries. 8 Vehicle user interface is a product of Google, and its terms and privacy statements apply. Requires the Android Auto app on Google Play and a compatible Android™ smartphone. Data plan rates apply. You can check which smartphones are compatible at [g.co/androidauto/requirements](https://g.co/androidauto/requirements). Android and Android Auto are trademarks of Google LLC. 9 Google built-in services are subject to limitations and availability may vary by vehicle, infotainment system, and location. Select service plan required. Certain Google actions and functionality may require account linking. User terms and privacy statements apply. Google, Android Auto, Google Play and Google Maps are trademarks of Google LLC. Wireless use of Android Auto requires a compatible Android 11.0+ phone and compatible active data plan. Check [g.co/androidauto/requirements](https://g.co/androidauto/requirements) for compatibility. 10 Does not include spray-on liner on tailgate due to Black composite inner panel. 11 Before you buy a vehicle or use it for trailering, carefully review the trailering section of the Owner's Manual. The trailering capacity of your specific vehicle may vary. The weight of passengers, cargo and options or accessories may reduce the amount you can trailer. 12 Upfits from an independent supplier are not covered by the GM New Vehicle Limited Warranty. GM is not responsible for the safety and quality of independent supplier alterations.

**envolve**



# MODEL AVAILABILITY & SPECIFICATIONS

## 2026 CHEVROLET SILVERADO 1500



2025 Chevrolet Silverado 1500 LT shown.

| SILVERADO 1500                 |            |            |           |                        |                           |   |   |
|--------------------------------|------------|------------|-----------|------------------------|---------------------------|---|---|
| Cab Type                       | Drivetrain | Box Length | Wheelbase | Max. GVWR <sup>1</sup> | Max. Payload <sup>2</sup> | Max. Conventional Trailing <sup>3</sup> | Max. Gooseneck/ 5th-Wheel Trailing <sup>3</sup> |
| Regular Cab<br>(seats up to 3) | 2WD        | 6' 6"      | 126 in.   | 6,700 lbs.             | 2,250 lbs.                | 9,100 lbs.                              | 9,000 lbs.                                      |
|                                | 4WD        | 6' 6"      | 126 in.   | 6,800 lbs.             | 2,140 lbs.                | 8,900 lbs.                              | 8,800 lbs.                                      |
|                                | 2WD        | 8'         | 140 in.   | 6,800 lbs.             | 2,260 lbs.                | 9,900 lbs. <sup>4</sup>                 | 9,800 lbs. <sup>4</sup>                         |
|                                | 4WD        | 8'         | 140 in.   | 6,900 lbs.             | 2,380 lbs.                | 9,700 lbs. <sup>5</sup>                 | 9,500 lbs. <sup>4</sup>                         |
| Double Cab<br>(seats up to 6)  | 2WD        | 6' 6"      | 147 in.   | 7,100 lbs.             | 2,120 lbs.                | 13,300 lbs. <sup>6</sup>                | 11,000 lbs. <sup>4</sup>                        |
|                                | 4WD        | 6' 6"      | 147 in.   | 7,300 lbs.             | 2,050 lbs.                | 13,000 lbs. <sup>6</sup>                | 10,800 lbs. <sup>4</sup>                        |
| Crew Cab<br>(seats up to 6)    | 2WD        | 5' 8"      | 147 in.   | 7,100 lbs.             | 2,100 lbs.                | 13,200 lbs. <sup>7</sup>                | 10,200 lbs. <sup>4</sup>                        |
|                                | 4WD        | 5' 8"      | 147 in.   | 7,300 lbs.             | 2,090 lbs.                | 13,200 lbs. <sup>7</sup>                | 10,000 lbs. <sup>4</sup>                        |
|                                | 2WD        | 6' 6"      | 157 in.   | 7,100 lbs.             | 2,030 lbs.                | 13,100 lbs. <sup>7</sup>                | 9,700 lbs. <sup>4</sup>                         |
|                                | 4WD        | 6' 6"      | 157 in.   | 7,300 lbs.             | 2,030 lbs.                | 13,200 lbs. <sup>7</sup>                | 9,600 lbs. <sup>4</sup>                         |

1 Maximum Gross Vehicle Weight Rating (GVWR). When properly equipped; includes weight of vehicle, passengers, cargo and equipment. 2 These maximum payload ratings are intended for comparison purposes only. Before you buy a vehicle or use it to haul people or cargo, carefully review the Vehicle Loading section of the Owner's Manual and check the carrying capacity of your specific vehicle on the label on the inside of the driver door jamb. 3 Maximum trailering ratings are intended for comparison purposes only. Before you buy a vehicle or use it for trailering, carefully review the Trailering section of the Owner's Manual. The trailering capacity of your specific vehicle may vary. The weight of passengers, cargo and options or accessories may reduce the amount you can trailer. 4 Requires 5.3L V8 engine. 5 Requires 5.3L V8 engine and 10-speed automatic transmission. 6 Requires 6.2L V8 engine. 7 Requires 6.2L V8 engine, Max Trailering Package and 20-inch wheels and tires.

Home

Next

Previous

envolve



# 2026 GMC SIERRA 1500

## AVAILABLE MODELS

|                      |                    |                     |     |
|----------------------|--------------------|---------------------|-----|
| Pro 2WD or 4WD       | 1SA                | AT4 4WD             | 4SB |
| SLE 2WD or 4WD       | 3SA                | AT4X 4WD            | 4SG |
| Elevation 2WD or 4WD | 3VL (4WD only)/3SB | Denali 2WD or 4WD   | 5SA |
| SLT 2WD or 4WD       | 4SA                | Denali Ultimate 4WD | 5SB |

## EXTERIOR COLORS

Cardinal Red<sup>1</sup>

Coastal Dune<sup>1</sup>

Downpour Metallic<sup>1</sup>

Glacier White Tricoat<sup>1</sup>

Onyx Black<sup>1</sup>

Sterling Metallic<sup>1</sup>

Summit White

Titanium Rush Metallic<sup>1</sup>

Volcanic Red Tintcoat<sup>1</sup>

NOTE: Exterior colors vary by trim level. See Order Guide for details.

2025 GMC Sierra 1500 Pro shown.

# HIGHLIGHTS



AVAILABLE  
**DURAMAX®**  
3.0L Turbo-Diesel Engine



UP TO  
**430 LB.-FT.**  
Max. Torque with Standard TurboMax Engine



STANDARD  
**12 TIE-DOWNS**  
Welded Cargo Tie-Downs

# KEY STANDARD FEATURES

Features based on Pro 2WD model with 1SA equipment group.

## SAFETY + SECURITY

GMC Pro Safety, includes Automatic Emergency Braking<sup>2</sup>, Front Pedestrian Braking<sup>2</sup>, Lane Keep Assist with Lane Departure Warning<sup>2</sup>, Following Distance Indicator<sup>2</sup>, Forward Collision Alert<sup>2</sup>, Buckle to Drive<sup>2</sup> and IntelliBeam<sup>2</sup> auto high beam control

Embedded OnStar<sup>®</sup> hardware, includes 8 years of OnStar Fleet Basics<sup>3</sup>

HD Rear Vision Camera<sup>2</sup>

## PERFORMANCE

TurboMax engine (310 hp/430 lb.-ft. of torque) with 8-speed automatic transmission

StabiliTrak<sup>®</sup> Electronic Stability Control System with Proactive Roll Avoidance and Traction Control, includes Trailer Sway Control and Hill Start Assist

## PRODUCTIVITY + DRIVE EXPERIENCE

40/20/40 three-passenger split-bench front seat with covered armrest storage and underseat storage (lockable)

60/40 three-passenger, fold-up rear bench seat

Cargo tie-downs (12 welded)

CornerStep rear bumper

Cruise control<sup>2</sup>

GMC Infotainment System<sup>4</sup> with 7-inch diagonal color touch-screen

LED headlamps and taillamps

Power windows and door locks

Push Button Start

Recovery hooks<sup>5</sup>

Remote Keyless Entry<sup>6</sup>

Rubberized-vinyl floor covering

In-Vehicle Wi-Fi<sup>®</sup> Hotspot<sup>7</sup> capable

Wireless Apple CarPlay<sup>®8</sup> and Android Auto<sup>TM9</sup> compatibility

## KEY AVAILABLE FEATURES

Optional features and packages vary by trim level. See Order Guide for details.

3.0L Duramax<sup>®</sup> Turbo-Diesel engine (305 hp/495 lb.-ft. of torque) with 10-speed automatic transmission

5.3L EcoTec3 V8 engine (355 hp/383 lb.-ft. of torque) with 10-speed automatic transmission

6.2L EcoTec3 V8 engine (420 hp/460 lb.-ft. of torque) with 10-speed automatic transmission

12.3-inch diagonal multicolor Driver Information Center

120-volt power outlet (2)

Adaptive Cruise Control<sup>2</sup>

Auto-locking rear differential

Bed View Camera<sup>2</sup>

Color-keyed carpeted flooring

E85 FlexFuel capability (Crew Cab 4WD model with 5.3L V8 engine only)

Enhanced Automatic Emergency Braking<sup>2</sup>

Front buckets seats with center console

GMC MultiPro<sup>™</sup> Power Steps with articulation

GMC MultiPro<sup>™</sup> Tailgate with six functional load/access features

Keyless Open and Start, includes Remote Keyless Entry<sup>10</sup>

Lane Change Alert with Side Blind Zone Alert<sup>2</sup>

LED cargo area lighting

Max Trailering Package<sup>11</sup>

Multicolor, 15-inch diagonal Head-Up Display<sup>2</sup>

Pickup box delete (Regular Cab only)

Premium GMC Infotainment System<sup>4</sup> with 13.4-inch diagonal HD color touch-screen and Google built-in<sup>12</sup> compatibility

ProGrade<sup>™</sup> Trailering System<sup>11</sup>

Rear Camera Mirror<sup>2</sup>

Remote Start

Safety Alert Seat<sup>2</sup>

Sierra Safety Plus Package, includes Front and Rear Park Assist<sup>2</sup>, Rear Cross Traffic Braking<sup>2</sup>, Rear Pedestrian Alert<sup>2</sup>, Trailer Camera Provisions, Trailer Side Blind Zone Alert<sup>2</sup> and HD Surround Vision<sup>2</sup>

Snow Plow Prep Package<sup>13</sup>

Spray-on bedliner<sup>14</sup>

Universal Vehicle Module (Pro model only)

Upfitter switches<sup>13</sup> (5)

X31 Off-Road and Protection Package

1 Premium paint; additional charge. 2 Safety or driver assistance features are no substitute for the driver's responsibility to operate the vehicle in a safe manner. Read the vehicle Owner's Manual for important safety and driver assistance feature limitations and information. 3 Services subject to user terms and limitations. Certain services require working electrical system, cell reception and GPS signal. OnStar links to emergency services. See <https://www.gmenvolve.com/software/onstar> for details. 4 Functionality varies by model. Full functionality requires compatible Bluetooth and smartphone. Some devices require USB connectivity. 5 To avoid the risk of injury, never use recovery hooks to tow a vehicle. For more information, see the Recovery Hooks section of the Owner's Manual. 6 Requires active service plan. Lock/unlock feature requires automatic locks. Remote start requires GM factory-installed and enabled remote start system. See [onstar.com](https://onstar.com) for details and limitations. 7 Service varies with conditions and location. Requires active service plan. See [onstar.com](https://onstar.com) for details and limitations. Vehicle must be on or in the accessory position for Wi-Fi to function. 8 Vehicle user interface is a product of Apple<sup>®</sup> and its terms and privacy statements apply. Requires compatible iPhone<sup>®</sup> and data plan rates apply. Apple CarPlay<sup>®</sup>, Siri<sup>®</sup>, iPhone<sup>®</sup> and Apple Music<sup>®</sup> are trademarks of Apple, Inc., registered in the U.S. and other countries. 9 Vehicle user interface is a product of Google, and its terms and privacy statements apply. Requires the Android Auto app on Google Play and a compatible Android<sup>™</sup> smartphone. Data plan rates apply. You can check which smartphones are compatible at [g.co/androidauto/requirements](https://g.co/androidauto/requirements). Android and Android Auto are trademarks of Google LLC. Wireless use of Android Auto requires a compatible Android 11.0+ phone and compatible active data plan. Check [g.co/androidauto/requirements](https://g.co/androidauto/requirements) for compatibility. 10 Requires active service plan. Lock/unlock feature requires automatic locks. Remote start requires GM factory-installed and enabled remote start system. See [onstar.com](https://onstar.com) for details and limitations. 11 Before you buy a vehicle or use it for trailering, carefully review the Trailering section of the Owner's Manual. The trailering capacity of your specific vehicle may vary. The weight of passengers, cargo and options or accessories may reduce the amount you can trailer. 12 Google built-in services are subject to limitations and availability may vary by vehicle, infotainment system, and location. Select service plan required. Certain Google actions and functionality may require account linking. User terms and privacy statements apply. Google, Android Auto, Google Play and Google Maps are trademarks of Google LLC. 13 Upfits from an independent supplier are not covered by the GM New Vehicle Limited Warranty. GM is not responsible for the safety and quality of independent supplier alterations. 14 Does not include spray-on liner on tailgate due to Black composite inner panel.



# MODEL AVAILABILITY & SPECIFICATIONS

## 2026 GMC SIERRA 1500



2025 GMC Sierra 1500 Pro shown.

| SIERRA 1500                    |            |            |           |                        |                           |   |   |
|--------------------------------|------------|------------|-----------|------------------------|---------------------------|---|---|
| Cab Type                       | Drivetrain | Box Length | Wheelbase | Max. GVWR <sup>1</sup> | Max. Payload <sup>2</sup> | Max. Conventional Trailering <sup>3</sup> | Max. Gooseneck/ 5th-Wheel Trailering <sup>3</sup> |
| Regular Cab<br>(seats up to 3) | 2WD        | 6' 6"      | 126 in.   | 6,700 lbs.             | 2,230 lbs.                | 9,100 lbs. <sup>4</sup>                   | 9,000 lbs. <sup>4</sup>                           |
|                                | 4WD        | 6' 6"      | 126 in.   | 6,800 lbs.             | 2,110 lbs.                | 8,800 lbs. <sup>4</sup>                   | 8,800 lbs.  |
|                                | 2WD        | 8'         | 140 in.   | 6,800 lbs.             | 2,230 lbs.                | 9,800 lbs. <sup>5</sup>                   | 9,700 lbs. <sup>5</sup>                           |
|                                | 4WD        | 8'         | 140 in.   | 6,900 lbs.             | 2,090 lbs.                | 9,500 lbs. <sup>5</sup>                   | 9,100 lbs. <sup>9</sup>                           |
| Double Cab<br>(seats up to 6)  | 2WD        | 6' 6"      | 147 in.   | 7,100 lbs.             | 2,040 lbs.                | 13,200 lbs. <sup>6</sup>                  | 9,600 lbs. <sup>5</sup>                           |
|                                | 4WD        | 6' 6"      | 147 in.   | 7,300 lbs.             | 2,030 lbs.                | 13,000 lbs. <sup>6</sup>                  | 9,600 lbs. <sup>5</sup>                           |
| Crew Cab<br>(seats up to 6)    | 2WD        | 5' 8"      | 147 in.   | 7,100 lbs.             | 2,020 lbs.                | 13,100 lbs. <sup>6</sup>                  | 9,300 lbs. <sup>5</sup>                           |
|                                | 4WD        | 5' 8"      | 147 in.   | 7,300 lbs.             | 2,000 lbs.                | 13,000 lbs. <sup>7</sup>                  | 8,800 lbs. <sup>5</sup>                           |
|                                | 4WD        | 6' 6"      | 157 in.   | 7,300 lbs.             | 1,950 lbs.                | 13,000 lbs. <sup>8</sup>                  | 8,800 lbs. <sup>4</sup>                           |

<sup>1</sup> Maximum Gross Vehicle Weight Rating (GVWR). When properly equipped; includes weight of vehicle, passengers, cargo and equipment. <sup>2</sup> These maximum payload ratings are intended for comparison purposes only. Before you buy a vehicle or use it to haul people or cargo, carefully review the Vehicle Loading section of the Owner's Manual and check the carrying capacity of your specific vehicle on the label on the inside of the driver door jamb. <sup>3</sup> Maximum trailering ratings are intended for comparison purposes only. Before you buy a vehicle or use it for trailering, carefully review the Trailering section of the Owner's Manual. The trailering capacity of your specific vehicle may vary. The weight of passengers, cargo and options or accessories may reduce the amount you can trailer. <sup>4</sup> Requires TurboMax engine. <sup>5</sup> Requires 5.3L V8 engine. <sup>6</sup> Requires 3.0L Turbo-Diesel engine, Max Trailering Package and 20-inch wheels and tires. <sup>7</sup> Requires 6.2L V8 engine or 3.0L Turbo-Diesel engine, Max Trailering Package and 20-inch wheels and tires. <sup>8</sup> Requires 6.2L V8 engine, Max Trailering Package and 20-inch wheels and tires. <sup>9</sup> Requires TurboMax or 5.3L V8 engine.



# 2026 CHEVROLET SILVERADO 2500 HD/3500 HD

## AVAILABLE MODELS

| Silverado 2500 HD     |     | Silverado 3500 HD              |     |
|-----------------------|-----|--------------------------------|-----|
| Work Truck 2WD or 4WD | 1WT | Work Truck 2WD or 4WD, SRW/DRW | 1WT |
| Custom 2WD or 4WD     | 1CX | LT 4WD, SRW/DRW                | 1LT |
| LT 4WD                | 1LT | LTZ 4WD, SRW/DRW               | 1LZ |
| ZR2 4WD               | 3LT | High Country 4WD, SRW/DRW      | 3LZ |
| LTZ 4WD               | 1LZ |                                |     |
| High Country 4WD      | 3LZ |                                |     |

## EXTERIOR COLORS

 Black

 Cypress Gray<sup>1</sup>

 Lakeshore Blue Metallic

 Polar White Tricoat<sup>1</sup>

 Radiant Red Tintcoat<sup>1</sup>

 Red Hot

 Sterling Gray Metallic

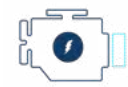
 Summit White

 White Sands

NOTE: Exterior colors vary by trim level. See Order Guide for details.

2025 Chevrolet Silverado 2500 HD Custom 2WD shown.

# HIGHLIGHTS



AVAILABLE  
**DURAMAX®**  
6.6L Turbo-Diesel  
V8 Engine



UP TO  
**975 LB.-FT.**  
Max. Torque with  
Available Diesel Engine



UP TO  
**470 HP**  
Max. Horsepower with  
Available Diesel Engine

# KEY STANDARD FEATURES

Features based on 2500 HD Work Truck 2WD model with 1WT equipment group.

## SAFETY + SECURITY

- Automatic Emergency Braking<sup>2</sup>
- Buckle to Drive<sup>2</sup>
- Embedded OnStar® hardware, includes 8 years of OnStar Fleet Basics<sup>3</sup>
- Following Distance Indicator<sup>2</sup>
- Forward Collision Alert<sup>2</sup>
- Front Pedestrian Braking<sup>2</sup>
- HD Rear Vision Camera<sup>2</sup>
- Hitch Guidance<sup>2</sup>
- IntelliBeam<sup>2</sup> auto high beam control
- Lane Departure Warning<sup>2</sup>
- Tire Pressure Monitoring System (excludes spare tire)

## PERFORMANCE

- 6.6L V8 gas engine (401 hp/464 lb.-ft. of torque)
- 4-wheel antilock disc brakes with Duralife™ brake rotors
- 10-speed automatic transmission
- Auto-locking rear differential
- Integrated trailer brake controller

StabiliTrak® Electronic Stability Control System with Proactive Roll Avoidance and Traction Control, includes electronic Trailer Sway Control and Hill Start Assist

## PRODUCTIVITY + DRIVE EXPERIENCE

- 40/20/40 three-passenger split-bench front seats with covered armrest storage and underseat storage (lockable)
- 60/40 folding rear bench seats (Crew or Double Cab)
- Cargo tie-downs (12)
- Chevrolet Infotainment 3<sup>4</sup> with 7-inch diagonal HD color touch-screen
- CornerStep rear bumper and side BedStep
- Cruise control<sup>2</sup>
- Power door locks and windows
- Push Button Start
- Recovery hooks<sup>5</sup>, front
- Remote Keyless Entry<sup>6</sup>
- Rubberized-vinyl floor covering
- Vertical trailering mirrors
- In-Vehicle Wi-Fi® Hotspot<sup>7</sup> capable
- Wireless Apple CarPlay®<sup>8</sup> and Android Auto™<sup>9</sup> compatibility

## KEY AVAILABLE FEATURES

Optional features and packages vary by trim level. See Order Guide for details.

- 6.6L Duramax® Turbo-Diesel V8 engine (470 hp/975 lb.-ft. of torque)
- 2-speed Autotrac® transfer case (4WD models)
- 10-way power driver seat
- 12.3-inch diagonal multicolor Driver Information Center
- 15-inch diagonal multicolor Head-Up Display<sup>2</sup>
- 120-volt power outlet, bed-mounted and interior
- Adaptive Cruise Control<sup>2</sup>
- Assist steps
- Back-up alarm, 97 decibels
- Bed View Camera<sup>2</sup>
- Carpeted floor covering with rubberized-vinyl floor mats
- Chevrolet Infotainment 3 Premium<sup>4</sup> with 13.4-inch diagonal HD color touch-screen and Google built-in<sup>10</sup> compatibility
- E85 FlexFuel capability
- Front and Rear Park Assist<sup>2</sup>
- Gooseneck/5th-Wheel Prep Package<sup>11</sup>
- HD Surround Vision<sup>2</sup>

- Heated and ventilated front seats
- Heated, wrapped steering wheel
- Hill Descent Control
- Hitch Guidance<sup>2</sup> with Hitch View<sup>2</sup>
- Integrated Power Take Off (PTO)
- Keyless Open and Start
- Lane Change Alert with Side Blind Zone Alert<sup>2</sup>
- Multi-Flex Tailgate with six functional load/access features
- Pickup box delete
- Power Up/Down, power lock/release tailgate
- Rear Camera Mirror<sup>2</sup>
- Rear Cross Traffic Alert<sup>2</sup>
- Remote Start
- Safety Alert Seat<sup>2</sup>
- Snow Plow Prep Package<sup>12</sup>
- Trailer Side Blind Zone Alert<sup>2</sup>
- Trailer Tire Pressure Monitoring System (excludes spare tire)
- Universal Vehicle Module
- Upfitter switches<sup>12</sup> (5)

1 Premium paint; additional charge. 2 Safety or driver assistance features are no substitute for the driver's responsibility to operate the vehicle in a safe manner. Read the vehicle Owner's Manual for important safety and driver assistance feature limitations and information. 3 Services subject to user terms and limitations. Certain services require working electrical system, cell reception and GPS signal. OnStar links to emergency services. See <https://www.gmenvolve.com/software/onstar> for details. 4 Functionality varies by model. Full functionality requires compatible Bluetooth and smartphone. Some devices require USB connectivity. 5 To avoid the risk of injury, never use recovery hooks to tow a vehicle. For more information, see the Recovery Hooks section of the Owner's Manual. 6 Requires active service plan. Lock/unlock feature requires automatic locks. Remote start requires GM factory-installed and enabled remote start system. See [onstar.com](https://onstar.com) for details and limitations. Vehicle must be on or in the accessory position for Wi-Fi to function. 8 Vehicle user interface is a product of Apple® and its terms and privacy statements apply. Requires compatible iPhone® and data plan rates apply. Apple CarPlay®, Siri®, iPhone® and Apple Music® are trademarks of Apple, Inc., registered in the U.S. and other countries. 9 Vehicle user interface is a product of Google, and its terms and privacy statements apply. Requires the Android Auto app on Google Play and a compatible Android™ smartphone. Data plan rates apply. You can check which smartphones are compatible at [g.co/androidauto/requirements](https://g.co/androidauto/requirements). Android and Android Auto are trademarks of Google LLC. Wireless use of Android Auto requires a compatible Android 11.0+ phone and compatible active data plan. Check [g.co/androidauto/requirements](https://g.co/androidauto/requirements) for compatibility. 10 Google built-in services are subject to limitations and availability may vary by vehicle, infotainment system, and location. Select service plan required. Certain Google actions and functionality may require account linking. User terms and privacy statements apply. Google, Android Auto, Google Play and Google Maps are trademarks of Google LLC. 11 Before you buy a vehicle or use it for trailering, carefully review the Trailering section of the Owner's Manual. The trailering capacity of your specific vehicle may vary. The weight of passengers, cargo and options or accessories may reduce the amount you can trailer. 12 Upfits from an independent supplier are not covered by the GM New Vehicle Limited Warranty. GM is not responsible for the safety and quality of independent supplier alterations.

envolve



# MODEL AVAILABILITY & SPECIFICATIONS

## 2026 CHEVROLET SILVERADO 2500 HD/3500 HD



2025 Chevrolet Silverado 2500 HD Custom 2WD shown.

| 2500 HD                     |            |            |           |                        |                           |   |   |
|-----------------------------|------------|------------|-----------|------------------------|---------------------------|---|---|
| Cab Type                    | Drivetrain | Box Length | Wheelbase | Max. GVWR <sup>1</sup> | Max. Payload <sup>2</sup> | Max. Conventional Trailing <sup>3</sup> | Max. Gooseneck/ 5th-Wheel Trailing <sup>3</sup> |
| Regular Cab (seats up to 3) | 2WD        | 8'         | 142 in.   | 10,750 lbs.            | 4,081 lbs.                | 14,500 lbs.                             | 22,420 lbs. <sup>5</sup>                        |
|                             | 4WD        | 8'         | 142 in.   | 11,025 lbs.            | 4,033 lbs.                | 14,500 lbs.                             | 22,050 lbs. <sup>5</sup>                        |
| Double Cab (seats up to 6)  | 2WD        | 6' 9"      | 149 in.   | 10,900 lbs.            | 3,802 lbs.                | 14,500 lbs.                             | 18,100 lbs.                                     |
|                             | 4WD        | 6' 9"      | 149 in.   | 11,200 lbs.            | 3,755 lbs.                | 14,500 lbs.                             | 17,700 lbs.                                     |
|                             | 2WD        | 8'         | 162 in.   | 11,100 lbs.            | 3,880 lbs.                | 17,900 lbs.                             | 17,900 lbs.                                     |
|                             | 4WD        | 8'         | 162 in.   | 11,450 lbs.            | 3,926 lbs.                | 17,600 lbs.                             | 17,600 lbs.                                     |
| Crew Cab (seats up to 6)    | 2WD        | 6' 9"      | 159 in.   | 11,050 lbs.            | 3,798 lbs.                | 20,000 lbs. <sup>4</sup>                | 21,510 lbs. <sup>5</sup>                        |
|                             | 4WD        | 6' 9"      | 159 in.   | 11,350 lbs.            | 3,779 lbs.                | 20,000 lbs. <sup>4</sup>                | 21,600 lbs. <sup>5</sup>                        |
|                             | 2WD        | 8'         | 172 in.   | 11,200 lbs.            | 3,895 lbs.                | 20,000 lbs. <sup>4</sup>                | 22,070 lbs. <sup>5</sup>                        |
|                             | 4WD        | 8'         | 172 in.   | 11,550 lbs.            | 3,937 lbs.                | 20,000 lbs. <sup>4</sup>                | 21,600 lbs. <sup>5</sup>                        |

| 3500 HD                     |            |            |           |                        |                           |   |   |
|-----------------------------|------------|------------|-----------|------------------------|---------------------------|---|---|
| Cab Type                    | Drivetrain | Box Length | Wheelbase | Max. GVWR <sup>1</sup> | Max. Payload <sup>2</sup> | Max. Conventional Trailing <sup>3</sup> | Max. Gooseneck/ 5th-Wheel Trailing <sup>3</sup> |
| Regular Cab (seats up to 3) | 2WD SRW    | 8'         | 142 in.   | 11,500 lbs.            | 4,583 lbs.                | 14,500 lbs.                             | 22,420 lbs.                                     |
|                             | 2WD DRW    | 8'         | 142 in.   | 14,000 lbs.            | 7,290 lbs.                | 20,000 lbs.                             | 36,000 lbs. <sup>5</sup>                        |
|                             | 4WD SRW    | 8'         | 142 in.   | 11,800 lbs.            | 4,590 lbs.                | 14,500 lbs.                             | 22,040 lbs.                                     |
|                             | 4WD DRW    | 8'         | 142 in.   | 14,000 lbs.            | 6,947 lbs.                | 20,000 lbs.                             | 31,500 lbs.                                     |
| Double Cab (seats up to 6)  | 2WD SRW    | 8'         | 162 in.   | 11,850 lbs.            | 4,464 lbs.                | 20,000 lbs.                             | 21,900 lbs.                                     |
|                             | 2WD DRW    | 8'         | 162 in.   | 14,000 lbs.            | 6,820 lbs.                | 20,000 lbs.                             | 31,580 lbs.                                     |
|                             | 4WD SRW    | 8'         | 162 in.   | 12,150 lbs.            | 4,456 lbs.                | 20,000 lbs.                             | 21,590 lbs.                                     |

SCROLL FOR MORE CONTENT

1 Requires 6.6L Duramax® Turbo-Diesel V8 engine and 18- or 20-inch wheels. Maximum Gross Vehicle Weight Rating (GVWR). When properly equipped; includes weight of vehicle, passengers, cargo and equipment. 2 Requires 6.6L V8 gas engine and 18- or 20-inch wheels on 2500 HD. These maximum payload ratings are intended for comparison purposes only. Before you buy a vehicle or use it to haul people or cargo, carefully review the Vehicle Loading section of the Owner's Manual and check the carrying capacity of your specific vehicle on the label on the inside of the driver door jamb. 3 Requires 6.6L Duramax® Turbo-Diesel V8 engine. Maximum trailering ratings are intended for comparison purposes only. Before you buy a vehicle or use it for trailering, carefully review the Trailering section of the Owner's Manual. The trailering capacity of your specific vehicle may vary. The weight of passengers, cargo and options or accessories may reduce the amount you can trailer. 4 Requires Max Trailering Package. 5 Requires Max Trailering Package and Gooseneck hitch.

Home

Next

Previous

gm  
envolve



# 2026 GMC SIERRA 2500 HEAVY DUTY/3500 HEAVY DUTY

## AVAILABLE MODELS

### Sierra 2500 Heavy Duty

|                     |     |
|---------------------|-----|
| Pro 2WD or 4WD      | 1SA |
| SLE 4WD             | 3SA |
| SLT 4WD             | 4SA |
| AT4 4WD             | 4SB |
| AT4X 4WD            | 4SG |
| Denali 4WD          | 5SA |
| Denali Ultimate 4WD | 5SB |

### Sierra 3500 Heavy Duty

|                              |     |
|------------------------------|-----|
| Pro 2WD or 4WD, SRW/DRW      | 1SA |
| SLE 4WD, SRW/DRW             | 3SA |
| SLT 4WD, SRW/DRW             | 4SA |
| AT4 4WD, SRW                 | 4SB |
| Denali 4WD, SRW/DRW          | 5SA |
| Denali Ultimate 4WD, SRW/DRW | 5SB |

## EXTERIOR COLORS



Cardinal Red<sup>1</sup>



Coastal Dune<sup>1</sup>



Downpour Metallic<sup>1</sup>



Glacier White Tricoat<sup>1</sup>



Onyx Black<sup>1</sup>



Sterling Metallic<sup>1</sup>



Summit White



Titanium Rush Metallic<sup>1</sup>



Volcanic Red Tintcoat<sup>1</sup>

NOTE: Exterior colors vary by trim level. See Order Guide for details.

2025 GMC Sierra 2500 Heavy Duty AT4 Crew Cab shown.

# HIGHLIGHTS



AVAILABLE  
**36,000 LBS.**  
Max. Gooseneck Trailing<sup>2</sup>



STANDARD  
**10-SPEED**  
Transmission



AVAILABLE  
**7,290 LBS.**  
Max. Payload<sup>3</sup>

# KEY STANDARD FEATURES

Features based on 2500 Heavy Duty Pro 2WD model with 1SA equipment group.

## SAFETY + SECURITY

Embedded OnStar<sup>®</sup> hardware, includes 8 years of OnStar Fleet Basics<sup>4</sup>  
HD Rear Vision Camera<sup>5</sup> with pickup box  
Hitch Guidance<sup>5</sup>  
Sierra HD Pro Safety, includes Forward Collision Alert<sup>5</sup>, Following Distance Indicator<sup>5</sup>, Front Pedestrian Braking<sup>5</sup>, IntelliBeam<sup>5</sup> auto high beam control, Lane Departure Warning<sup>5</sup>, Buckle to Drive<sup>5</sup> and Automatic Emergency Braking<sup>5</sup>  
Tire Pressure Monitoring System (excludes spare tire) with Tire Fill Alert

## PERFORMANCE

6.6L V8 gas engine (401 hp/464 lb.-ft. of torque)  
4-wheel antilock disc brakes with Duralife<sup>™</sup> brake rotors  
10-speed automatic transmission  
Auto-locking rear differential  
Integrated trailer brake controller

StabiliTrak<sup>®</sup> Electronic Stability Control System with Proactive Roll Avoidance and Traction Control, includes Trailer Sway Control and Hill Start Assist

## PRODUCTIVITY + DRIVE EXPERIENCE

40/20/40 three-passenger split-bench front seats with covered armrest storage and underseat storage (lockable)  
60/40 folding rear bench seats  
Cargo tie-downs (12)  
CornerStep rear bumper and side BedStep  
Cruise control<sup>5</sup>  
Front recovery hooks<sup>6</sup>  
GMC Infotainment System<sup>7</sup> with 7-inch diagonal color touch-screen  
Remote Keyless Entry<sup>8</sup>  
Rubberized-vinyl floor covering  
Vertical trailering mirrors  
In-Vehicle Wi-Fi<sup>®</sup> Hotspot<sup>9</sup> capable  
Wireless Apple CarPlay<sup>®10</sup> and Android Auto<sup>™11</sup> compatibility

## KEY AVAILABLE FEATURES

Optional features and packages vary by trim level. See Order Guide for details.

6.6L Duramax<sup>®</sup> Turbo-Diesel V8 engine (470 hp/975 lb.-ft. of torque)  
12.3-inch diagonal reconfigurable multicolor Driver Information Center  
15-inch diagonal multicolor Head-Up Display<sup>5</sup>  
120-volt power outlets (2)  
Adaptive Cruise Control<sup>5</sup>  
Bose<sup>®</sup> Premium Series 12-speaker audio system  
GMC MultiPro<sup>™</sup> Tailgate with six functional load/access features  
Gooseneck/5th-Wheel Prep Package<sup>12</sup>  
Heated and ventilated, 16-way power front seats  
Heated steering wheel  
Hill Descent Control  
Integrated Power Take Off (PTO)  
Lane Change Alert with Side Blind Zone Alert<sup>5</sup>  
LED cargo area lighting

Max Trailering Package<sup>12</sup>  
Pickup box delete  
Premium GMC Infotainment System<sup>7</sup> with 13.4-inch diagonal color touch-screen with Google built-in<sup>13</sup> compatibility  
ProGrade Trailering System<sup>12</sup> (includes Hitch Guidance<sup>5</sup> with Hitch View<sup>5</sup> and in-vehicle Trailering App)  
Rear Camera Mirror<sup>5</sup>  
Remote Start  
Safety Alert Seat<sup>5</sup>  
Sierra HD Pro Safety Plus Package, includes Trailer Side Blind Zone Alert<sup>5</sup>, Rear Cross Traffic Alert<sup>5</sup>; Crew Cab and Double Cab models include Bed View Camera<sup>5</sup>, HD Surround Vision<sup>5</sup>, Front and Rear Park Assist<sup>5</sup> and Trailer Camera Provisions  
Snow Plow Prep Package<sup>14</sup>  
Spray-on bedliner<sup>15</sup>  
Trailer Tire Pressure Monitoring System  
Universal Vehicle Module  
Upfitter switches<sup>14</sup> (5)  
Wireless device charging<sup>16</sup>

1 Premium paint; additional charge. 2 Requires 3500 Regular Cab 2WD DRW with 6.6L Duramax<sup>®</sup> Turbo-Diesel V8 engine with 18- or 20-inch wheels. Max Trailering Package and Gooseneck hitch. Maximum trailering ratings are intended for comparison purposes only. Before you buy a vehicle or use it for trailering, carefully review the Trailering section of the Owner's Manual. The trailering capacity of your specific vehicle may vary. The weight of passengers, cargo and options or accessories may reduce the amount you can trailer. 3 Requires 6.6L V8 gas engine and 18- or 20-inch wheels on 2500 Heavy Duty. These maximum payload ratings are intended for comparison purposes only. Before you buy a vehicle or use it to haul people or cargo, carefully review the Vehicle Loading section of the Owner's Manual and check the carrying capacity of your specific vehicle on the label on the inside of the driver door jamb. 4 Services subject to user terms and limitations. Certain services require working electrical system, cell reception and GPS signal. OnStar links to emergency services. See <https://www.gmenvolve.com/software/onstar> for details. 5 Safety or driver assistance features are no substitute for the driver's responsibility to operate the vehicle in a safe manner. Read the vehicle Owner's Manual for important safety and driver assistance feature limitations and information. 6 To avoid the risk of injury, never use recovery hooks to tow a vehicle. For more information, see the Recovery Hooks section of the Owner's Manual. 7 Functionality varies by model. Full functionality requires compatible Bluetooth and smartphone. Some devices require USB connectivity. 8 Requires active service plan. Lock/unlock feature requires automatic locks. Remote start requires GM factory-installed and enabled remote start system. See [onstar.com](https://onstar.com) for details and limitations. 9 Service varies with conditions and location. Requires active service plan. See [onstar.com](https://onstar.com) for details and limitations. Vehicle must be on or in the accessory position for Wi-Fi to function. 10 Vehicle user interface is a product of Apple<sup>®</sup> and its terms and privacy statements apply. Requires compatible iPhone<sup>®</sup> and data plan rates apply. Apple CarPlay<sup>®</sup>, Siri<sup>®</sup>, iPhone<sup>®</sup> and Apple Music<sup>®</sup> are trademarks of Apple, Inc., registered in the U.S. and other countries. 11 Vehicle user interface is a product of Google, and its terms and privacy statements apply. Requires the Android Auto app on Google Play and a compatible Android<sup>™</sup> smartphone. Data plan rates apply. You can check which smartphones are compatible at [g.co/androidauto/requirements](https://g.co/androidauto/requirements). Android and Android Auto are trademarks of Google LLC. Wireless use of Android Auto requires a compatible Android 11.0+ phone and compatible active data plan. Check [g.co/androidauto/requirements](https://g.co/androidauto/requirements) for compatibility. 12 Before you buy a vehicle or use it for trailering, carefully review the Trailering section of the Owner's Manual. The trailering capacity of your specific vehicle may vary. The weight of passengers, cargo and options or accessories may reduce the amount you can trailer. 13 Google built-in services are subject to limitations and availability may vary by vehicle, infotainment system, and location. Select service plan required. Certain Google actions and functionality may require account linking. User terms and privacy statements apply. Google, Android Auto, Google Play and Google Maps are trademarks of Google LLC. 14 Upfits from an independent supplier are not covered by the GM New Vehicle Limited Warranty. GM is not responsible for the safety and quality of independent supplier alterations. 15 Does not include spray-on liner on tailgate due to Black composite inner panel. 16 The system wirelessly charges one compatible mobile device. Some phones have built-in wireless charging technology and others require a special adapter or back cover. To check for phone or other device compatibility, see [my.gmc.com/learn](https://my.gmc.com/learn) for details or consult your carrier.



envolve



# MODEL AVAILABILITY & SPECIFICATIONS

## 2026 GMC SIERRA 2500 HEAVY DUTY/ 3500 HEAVY DUTY



2025 GMC Sierra 2500 Heavy Duty AT4 Crew Cab shown.

| 2500 Heavy Duty             |            |            |           |                        |                           |   |   |
|-----------------------------|------------|------------|-----------|------------------------|---------------------------|---|---|
| Cab Type                    | Drivetrain | Box Length | Wheelbase | Max. GVWR <sup>1</sup> | Max. Payload <sup>2</sup> | Max. Conventional Trailing <sup>3</sup> | Max. Gooseneck/ 5th-Wheel Trailing <sup>3</sup> |
| Regular Cab (seats up to 3) | 2WD        | 8'         | 142 in.   | 10,750 lbs.            | 4,049 lbs.                | 14,500 lbs.                             | 22,390 lbs. <sup>5</sup>                        |
|                             | 4WD        | 8'         | 142 in.   | 10,960 lbs.            | 3,604 lbs.                | 14,500 lbs.                             | 22,000 lbs. <sup>5</sup>                        |
| Double Cab (seats up to 6)  | 2WD        | 6' 9"      | 149 in.   | 10,900 lbs.            | 3,742 lbs.                | 14,500 lbs.                             | 18,600 lbs.                                     |
|                             | 4WD        | 6' 9"      | 149 in.   | 11,200 lbs.            | 3,695 lbs.                | 14,500 lbs.                             | 18,200 lbs.                                     |
|                             | 2WD        | 8'         | 162 in.   | 11,100 lbs.            | 3,848 lbs.                | 17,900 lbs.                             | 18,400 lbs.                                     |
|                             | 4WD        | 8'         | 162 in.   | 11,450 lbs.            | 3,787 lbs.                | 17,600 lbs.                             | 18,000 lbs.                                     |
| Crew Cab (seats up to 6)    | 2WD        | 6' 9"      | 159 in.   | 11,050 lbs.            | 3,723 lbs.                | 20,000 lbs. <sup>4</sup>                | 21,510 lbs. <sup>5</sup>                        |
|                             | 4WD        | 6' 9"      | 159 in.   | 11,350 lbs.            | 3,707 lbs.                | 20,000 lbs. <sup>4</sup>                | 21,600 lbs. <sup>5</sup>                        |
|                             | 2WD        | 8'         | 172 in.   | 11,200 lbs.            | 3,863 lbs.                | 20,000 lbs. <sup>4</sup>                | 21,870 lbs. <sup>5</sup>                        |
|                             | 4WD        | 8'         | 172 in.   | 11,550 lbs.            | 3,812 lbs.                | 20,000 lbs. <sup>4</sup>                | 21,500 lbs. <sup>5</sup>                        |

| 3500 Heavy Duty             |            |            |           |                        |                           |   |   |
|-----------------------------|------------|------------|-----------|------------------------|---------------------------|---|---|
| Cab Type                    | Drivetrain | Box Length | Wheelbase | Max. GVWR <sup>1</sup> | Max. Payload <sup>2</sup> | Max. Conventional Trailing <sup>3</sup> | Max. Gooseneck/ 5th-Wheel Trailing <sup>3</sup> |
| Regular Cab (seats up to 3) | 2WD SRW    | 8'         | 142 in.   | 11,500 lbs.            | 4,583 lbs.                | 14,500 lbs.                             | 22,420 lbs.                                     |
|                             | 2WD DRW    | 8'         | 142 in.   | 14,000 lbs.            | 7,290 lbs.                | 20,000 lbs.                             | 36,000 lbs. <sup>5</sup>                        |
|                             | 4WD SRW    | 8'         | 142 in.   | 11,800 lbs.            | 4,590 lbs.                | 14,500 lbs.                             | 22,040 lbs.                                     |
|                             | 4WD DRW    | 8'         | 142 in.   | 14,000 lbs.            | 6,947 lbs.                | 20,000 lbs.                             | 31,500 lbs.                                     |
| Double Cab (seats up to 6)  | 2WD SRW    | 8'         | 162 in.   | 11,850 lbs.            | 4,464 lbs.                | 20,000 lbs.                             | 21,900 lbs.                                     |
|                             | 2WD DRW    | 8'         | 162 in.   | 14,000 lbs.            | 6,820 lbs.                | 20,000 lbs.                             | 31,580 lbs.                                     |
|                             | 4WD SRW    | 8'         | 162 in.   | 12,150 lbs.            | 4,456 lbs.                | 20,000 lbs.                             | 21,590 lbs.                                     |

SCROLL FOR MORE CONTENT

<sup>1</sup> Requires 6.6L Duramax® Turbo-Diesel V8 engine and 18- or 20-inch wheels. Maximum Gross Vehicle Weight Rating (GVWR). When properly equipped; includes weight of vehicle, passengers, cargo and equipment. <sup>2</sup> Requires 6.6L V8 gas engine and 18- or 20-inch wheels on 2500 Heavy Duty. These maximum payload ratings are intended for comparison purposes only. Before you buy a vehicle or use it to haul people or cargo, carefully review the Vehicle Loading section of the Owner's Manual and check the carrying capacity of your specific vehicle on the label on the inside of the driver door jamb. <sup>3</sup> Requires 6.6L Duramax® Turbo-Diesel V8 engine. Maximum trailering ratings are intended for comparison purposes only. Before you buy a vehicle or use it for trailering, carefully review the Trailering section of the Owner's Manual. The trailering capacity of your specific vehicle may vary. The weight of passengers, cargo and options or accessories may reduce the amount you can trailer. <sup>4</sup> Requires Max Trailering Package. <sup>5</sup> Requires Max Trailering Package and Gooseneck hitch.



# 2026 GMC SIERRA 3500 HEAVY DUTY CHASSIS CAB

## AVAILABLE MODELS

|                                |     |
|--------------------------------|-----|
| Pro 2WD or 4WD Regular Cab DRW | 1SA |
| Pro 2WD or 4WD Crew Cab DRW    | 1SA |
| SLE 2WD or 4WD Regular Cab DRW | 3SA |
| SLE 2WD or 4WD Crew Cab DRW    | 3SA |

## EXTERIOR COLORS

Cardinal Red<sup>1</sup>

Coastal Dune<sup>1</sup>

Downpour Metallic<sup>1</sup>

Onyx Black<sup>1</sup>

Sterling Metallic<sup>1</sup>

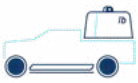
Summit White

Titanium Rush Metallic<sup>1</sup>

NOTE: Exterior colors vary by trim level. See Order Guide for details.

2025 GMC Sierra 3500 Heavy Duty Chassis Cab shown.

# HIGHLIGHTS



AVAILABLE  
**7,329 LBS.**  
Max. Payload<sup>2</sup>



IN-VEHICLE  
**WI-FI®**  
**HOTSPOT<sup>3</sup>**  
Capable



STANDARD  
**10-SPEED**  
Automatic Transmission

# KEY STANDARD FEATURES

Features based on Pro 2WD model with 1SA equipment group.

## SAFETY + SECURITY

Embedded OnStar<sup>®</sup> hardware, includes 8 years of OnStar Fleet Basics<sup>4</sup>

Sierra HD Pro Safety, includes Automatic Emergency Braking<sup>5</sup>, Front Pedestrian Braking<sup>5</sup>, Lane Departure Warning<sup>5</sup>, Following Distance Indicator<sup>5</sup>, Forward Collision Alert<sup>5</sup>, Buckle to Drive<sup>5</sup> and IntelliBeam<sup>5</sup> auto high beam control

Tire Pressure Monitoring System (excludes spare tire) with Tire Fill Alert

## PERFORMANCE

- 6.6L V8 gas engine (401 hp/464 lb.-ft. of torque)
- 4-wheel antilock disc brakes with Duralife<sup>™</sup> brake rotors
- 10-speed automatic transmission
- External engine oil cooler
- External transmission oil cooler
- Heavy-duty locking rear differential
- High-capacity air filter

Integrated trailer brake controller

StabiliTrak<sup>®</sup> Electronic Stability Control System with Proactive Roll Avoidance and Traction Control, includes electronic Trailer Sway Control and Hill Start Assist

## PRODUCTIVITY + DRIVE EXPERIENCE

- 40/20/40 three-passenger split-bench front seats with covered armrest storage and lockable underseat storage
- 60/40 folding rear bench seats (Crew Cab)
- Bluetooth<sup>®</sup> wireless technology<sup>6</sup> for select phones
- Cargo area lamps
- Cruise control<sup>5</sup>
- Front recovery hooks<sup>7</sup>
- GMC Infotainment System<sup>8</sup> with 7-inch diagonal color touch-screen
- LED animated projector headlamps
- LED signature Daytime Running Lamps
- Push Button Start

- Remote Keyless Entry<sup>9</sup>
- Rubberized-vinyl floor covering
- Universal Vehicle Module
- USB ports<sup>10</sup> (2)
- Vertical, high-visibility trailering mirrors with manual fold and extension
- In-Vehicle Wi-Fi<sup>®</sup> Hotspot<sup>3</sup> capable
- Wireless Apple CarPlay<sup>®11</sup> and Android Auto<sup>™12</sup> compatibility

## KEY AVAILABLE FEATURES

Optional features and packages vary by trim level. See Order Guide for details.

- 6.6L Duramax<sup>®</sup> Turbo-Diesel V8 engine (470 hp/975 lb.-ft. of torque)
- 2-speed Autotrac<sup>®</sup> transfer case
- 12-inch diagonal multicolor Driver Information Center
- 13.4-inch diagonal Premium GMC Infotainment System<sup>8</sup> with Google built-in<sup>13</sup> compatibility
- 120-volt power outlet

- Ambulance/Fire/Rescue Package<sup>14</sup>
- Bed View Camera<sup>5</sup>
- Cloth front bucket seats with 10-way power driver adjuster
- Dual-zone automatic climate control
- Heated front seats and wrapped steering wheel
- Heated, power-adjustable vertical trailering mirrors with memory, power-fold, integrated turn signals, auxiliary and perimeter lighting and puddle lamps
- Keyless Open and Start
- Power Take Off (PTO)
- Rear seatback storage compartment
- Rear-window electric defogger
- Remote Start
- Available SiriusXM<sup>®15</sup>
- Snow Plow Prep Package<sup>14</sup>
- Upfitter switches<sup>14</sup> (5)
- USB ports<sup>10</sup>, dual rear charge-only

1 Premium paint; additional charge. 2 Requires Regular Cab 2WD DRW with 6.6L V8 gas engine. These maximum payload ratings are intended for comparison purposes only. Before you buy a vehicle or use it to haul people or cargo, carefully review the Vehicle Loading section of the Owner's Manual and check the carrying capacity of your specific vehicle on the label on the inside of the driver's door jamb. 3 Service varies with conditions and location. Requires active service plan. See onstar.com for details and limitations. Vehicle must be on or in the accessory position for Wi-Fi to function. 4 Services subject to user terms and limitations. Certain services require working electrical system, cell reception and GPS signal. OnStar links to emergency services. See https://www.gmenvolve.com/software/onstar for details. 5 Safety or driver assistance features are no substitute for the driver's responsibility to operate the vehicle in a safe manner. Read the vehicle Owner's Manual for important safety and driver assistance feature limitations and information. 6 The Bluetooth<sup>®</sup> word mark and logos are owned by the Bluetooth SIG, Inc., and any use of such marks by General Motors is under license. Other trademarks and trade names are those of their respective owners. Go to gmc.com to find out which phones are compatible with the vehicle. Full Bluetooth feature functionality varies by device, model and software version. 7 To avoid the risk of injury, never use recovery hooks to tow a vehicle. For more information, see the Recovery Hooks section of your Owner's Manual. 8 Functionality varies by model. Full functionality requires compatible Bluetooth and smartphone. Some devices require USB connectivity. 9 Requires active service plan. Lock/unlock feature requires automatic locks. Remote start requires GM factory-installed and enabled remote start system. See onstar.com for details and limitations. 10 Not compatible with all devices. 11 Vehicle user interface is a product of Apple<sup>®</sup> and its terms and privacy statements apply. Requires compatible iPhone<sup>®</sup> and data plan rates apply. Apple CarPlay<sup>®</sup>, Siri<sup>®</sup>, iPhone<sup>®</sup> and Apple Music<sup>®</sup> are trademarks of Apple, Inc., registered in the U.S. and other countries. 12 Vehicle user interface is a product of Google, and its terms and privacy statements apply. Requires the Android Auto app on Google Play and a compatible Android<sup>™</sup> smartphone. Data plan rates apply. You can check which smartphones are compatible at g.co/androidauto/requirements. Android and Android Auto are trademarks of Google LLC. Wireless use of Android Auto requires a compatible Android 11.0+ phone and compatible active data plan. Check g.co/androidauto/requirements for compatibility. 13 Google built-in services are subject to limitations and availability may vary by vehicle, infotainment system, and location. Select service plan required. Certain Google actions and functionality may require account linking. User terms and privacy statements apply. Google, Android Auto, Google Play and Google Maps are trademarks of Google LLC. 14 Upfits from an independent supplier are not covered by the GM New Vehicle Limited Warranty. GM is not responsible for the safety and quality of independent supplier alterations. 15 All SiriusXM services require a subscription. Service subject to the SiriusXM Customer Agreement and Privacy Policy, visit www.siriusxm.com to see complete terms and how to cancel which includes calling 1-866-635-2349. Some services, content and features are subject to device capabilities, an active data connection enabled in the vehicle and location availability. All fees, content and features are subject to change. Content varies by subscription plan. SiriusXM and related logos are trademarks of Sirius XM Radio Inc. and its respective subsidiaries.

envolve



# MODEL AVAILABILITY & SPECIFICATIONS

## 2026 GMC SIERRA 3500 HEAVY DUTY CHASSIS CAB



2025 GMC Sierra 3500 Heavy Duty Chassis Cab shown.

| 3500 Heavy Duty Chassis Cab |            |             |           |                           |                        |                        |                                |                               |
|-----------------------------|------------|-------------|-----------|---------------------------|------------------------|------------------------|--------------------------------|-------------------------------|
| Cab Type                    | Drivetrain | Cab to Axle | Wheelbase | Max. Payload <sup>1</sup> | Max. GVWR <sup>2</sup> | Max. GCWR <sup>3</sup> | Max. GAWR <sup>4</sup> (Front) | Max. GAWR <sup>4</sup> (Rear) |
| Regular Cab                 | 2WD DRW    | 60 in.      | 146 in.   | 7,329 lbs.                | 14,000 lbs.            | 40,000 lbs.            | 5,200 lbs.                     | 10,400 lbs.                   |
|                             | 4WD DRW    | 60 in.      | 146 in.   | 6,953 lbs.                | 14,000 lbs.            | 40,000 lbs.            | 6,000 lbs.                     | 10,400 lbs.                   |
|                             | 2WD DRW    | 84.5 in.    | 171 in.   | 7,210 lbs.                | 14,000 lbs.            | 40,000 lbs.            | 5,600 lbs.                     | 10,400 lbs.                   |
|                             | 4WD DRW    | 84.5 in.    | 171 in.   | 6,880 lbs.                | 14,000 lbs.            | 40,000 lbs.            | 5,600 lbs.                     | 10,400 lbs.                   |
| Crew Cab                    | 2WD DRW    | 60 in.      | 177 in.   | 6,775 lbs.                | 14,000 lbs.            | 40,000 lbs.            | 5,600 lbs.                     | 10,400 lbs.                   |
|                             | 4WD DRW    | 60 in.      | 177 in.   | 6,431 lbs.                | 14,000 lbs.            | 40,000 lbs.            | 6,000 lbs.                     | 10,400 lbs.                   |

<sup>1</sup> Requires 6.6L V8 gas engine. These maximum payload ratings are intended for comparison purposes only. Before you buy a vehicle or use it to haul people or cargo, carefully review the Vehicle Loading section of the Owner's Manual and check the carrying capacity of your specific vehicle on the label on the inside of the driver door jamb. <sup>2</sup> Maximum Gross Vehicle Weight Rating (GVWR). When properly equipped; includes weight of vehicle, passengers, cargo and equipment. <sup>3</sup> Requires 6.6L Duramax® Turbo-Diesel V8 engine. Maximum Gross Combined Weight Rating (GCWR). When properly equipped; includes weight of the vehicle and trailer combination, including the weight of driver, passengers, fuel, optional equipment and cargo in the vehicle and trailer. <sup>4</sup> Requires 6.6L Duramax® Turbo-Diesel V8 engine. Gross Axle Weight Rating (GAWR) is the maximum allowable weight to be placed on the individual axle.

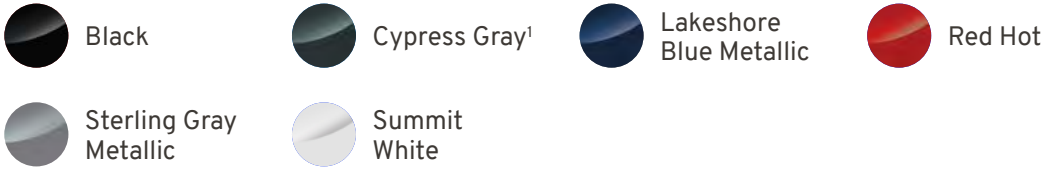


# 2026 CHEVROLET SILVERADO 3500 HD CHASSIS CAB

## AVAILABLE MODELS

|                                       |     |
|---------------------------------------|-----|
| Work Truck 2WD or 4WD Regular Cab DRW | 1WT |
| Work Truck 2WD or 4WD Crew Cab DRW    | 1WT |
| LT 2WD or 4WD Regular Cab DRW         | 1LT |
| LT 2WD or 4WD Crew Cab DRW            | 1LT |

## EXTERIOR COLORS



NOTE: Exterior colors vary by trim level. See Order Guide for details.

2025 Chevrolet Silverado 3500 HD Chassis Cab shown.

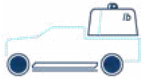
# HIGHLIGHTS



UP TO  
**975 LB.-FT.**  
Max. Torque with  
Available Diesel Engine



STANDARD  
**10-SPEED**  
Automatic Transmission



AVAILABLE  
**7,329 LBS.**  
Max. Payload²

# KEY STANDARD FEATURES

Features based on Work Truck 2WD model with 1WT equipment group.

## SAFETY + SECURITY

- Automatic Emergency Braking³
- Buckle to Drive³
- Embedded OnStar® hardware, includes 8 years of OnStar Fleet Basics⁴
- Following Distance Indicator³
- Forward Collision Alert³
- Front Pedestrian Braking³
- IntelliBeam³ auto high beam control
- Tire Pressure Monitoring System (excludes spare tire) with Tire Fill Alert

## PERFORMANCE

- 6.6L V8 gas engine (401 hp/464 lb.-ft. of torque)
- 4-wheel antilock disc brakes with Duralife™ brake rotors
- 10-speed automatic transmission
- External engine oil cooler
- External transmission oil cooler

- Heavy-duty locking rear differential
- High-capacity air filter
- Integrated trailer brake controller
- StabiliTrak® Electronic Stability Control System with Proactive Roll Avoidance and Traction Control, includes electronic Trailer Sway Control and Hill Start Assist

## PRODUCTIVITY + DRIVE EXPERIENCE

- 40/20/40 split-bench front seats with covered armrest storage and lockable underseat storage
- 60/40 folding rear bench seats (Crew Cab)
- Bluetooth® wireless technology⁵ for select phones
- Cargo area lamp with cab-mounted switch
- Chevrolet Infotainment 3⁶ with 7-inch diagonal HD color touch-screen
- Cruise control³
- Daytime Running Lamps
- Power door locks and windows
- Recovery hooks⁷ (Black)

- Remote Keyless Entry⁸
- Roof-marker lamps (Smoked Amber)
- Rubberized-vinyl floor covering
- Universal Vehicle Module
- USB ports⁹ (2)
- In-Vehicle Wi-Fi® Hotspot¹⁰ capable
- Wireless Apple CarPlay®¹¹ and Android Auto™¹² capable

## KEY AVAILABLE FEATURES

Optional features and packages vary by trim level. See Order Guide for details.

- 6.6L Duramax® Turbo-Diesel V8 engine (470 hp/975 lb.-ft. of torque)
- 2-speed Autotrac® transfer case (4WD models)
- 10-way power driver seat
- 12.3-inch diagonal multicolor Driver Information Center
- 120-volt power outlet
- Ambulance/Fire/Rescue Package¹³
- Auto-dimming inside rearview mirror

- Backup alarm, 97 decibels
- Carpeted floor covering with rubberized-vinyl floor mats
- Chevrolet Infotainment 3 Premium⁶ with 13.4-inch diagonal HD color touch-screen and Google built-in¹⁴ compatibility
- Dual-zone automatic climate control
- Engine block heater
- Heated front seats and wrapped steering wheel
- Keyless Open and Start
- Power-adjustable vertical trailering mirrors with heated and auto-dimming upper glass, lower convex mirrors, turn signal indicators, puddle lamps, perimeter lighting, auxiliary lighting, power folding/manual extending (extends 3.31 inches)
- Remote Start
- Snow Plow Prep Package¹³
- Upfitter switches¹³ (5)
- USB ports⁸, dual rear charge-only
- Wide-track rear axle

1 Premium paint; additional charge. 2 Requires Regular Cab 2WD DRW with 6.6L V8 gas engine. These maximum payload ratings are intended for comparison purposes only. Before you buy a vehicle or use it to haul people or cargo, carefully review the Vehicle Loading section of the vehicle Owner's Manual and check the carrying capacity of your specific vehicle on the label on the inside of the driver's door jamb. 3 Safety or driver assistance features are no substitute for the driver's responsibility to operate the vehicle in a safe manner. Read the vehicle Owner's Manual for important safety and driver assistance feature limitations and information. 4 Services subject to user terms and limitations. Certain services require working electrical system, cell reception and GPS signal. OnStar links to emergency services. See <https://www.gmenvolve.com/software/onstar> for details. 5 The Bluetooth® word mark and logos are owned by the Bluetooth SIG, Inc., and any use of such marks by General Motors is under license. Other trademarks and trade names are those of their respective owners. Go to [chevrolet.com](https://chevrolet.com) to find out which phones are compatible with the vehicle. Full Bluetooth feature functionality varies by device, model and software version. 6 Functionality varies by model. Full functionality requires compatible Bluetooth and smartphone. Some devices require USB connectivity. 7 To avoid the risk of injury, never use recovery hooks to tow a vehicle. For more information, see the Recovery Hooks section of your Owner's Manual. 8 Requires active service plan. Lock/unlock feature requires automatic locks. Remote start requires GM factory-installed and enabled remote start system. See [onstar.com](https://onstar.com) for details and limitations. 9 Not compatible with all devices. 10 Service varies with conditions and location. Requires active service plan. See [onstar.com](https://onstar.com) for details and limitations. Vehicle must be on or in the accessory position for Wi-Fi to function. 11 Vehicle user interface is a product of Apple® and its terms and privacy statements apply. Requires compatible iPhone® and data plan rates apply. Apple CarPlay®, Siri®, iPhone® and Apple Music® are trademarks of Apple, Inc., registered in the U.S. and other countries. 12 Vehicle user interface is a product of Google, and its terms and privacy statements apply. Requires the Android Auto app on Google Play and a compatible Android™ smartphone. Data plan rates apply. You can check which smartphones are compatible at [g.co/androidauto/requirements](https://g.co/androidauto/requirements). Android and Android Auto are trademarks of Google LLC. Wireless use of Android Auto requires a compatible Android 11.0+ phone and compatible active data plan. Check [g.co/androidauto/requirements](https://g.co/androidauto/requirements) for compatibility. 13 Upfits from an independent supplier are not covered by the GM New Vehicle Limited Warranty. GM is not responsible for the safety and quality of independent supplier alterations. 14 Google built-in services are subject to limitations and availability may vary by vehicle, infotainment system, and location. Select service plan required. Certain Google actions and functionality may require account linking. User terms and privacy statements apply. Google, Android Auto, Google Play and Google Maps are trademarks of Google LLC.

envolve



# MODEL AVAILABILITY & SPECIFICATIONS

## 2026 CHEVROLET SILVERADO 3500 HD CHASSIS CAB



2025 Chevrolet Silverado 3500 HD Chassis Cab shown.

| 3500 HD Chassis Cab |            |             |           |                           |                        |                        |                                |                               |
|---------------------|------------|-------------|-----------|---------------------------|------------------------|------------------------|--------------------------------|-------------------------------|
| Cab Type            | Drivetrain | Cab to Axle | Wheelbase | Max. Payload <sup>1</sup> | Max. GVWR <sup>2</sup> | Max. GCWR <sup>3</sup> | Max. GAWR <sup>4</sup> (Front) | Max. GAWR <sup>4</sup> (Rear) |
| Regular Cab         | 2WD DRW    | 60 in.      | 146 in.   | 7,329 lbs.                | 14,000 lbs.            | 40,000 lbs.            | 5,200 lbs.                     | 10,400 lbs.                   |
|                     | 4WD DRW    | 60 in.      | 146 in.   | 6,953 lbs.                | 14,000 lbs.            | 40,000 lbs.            | 6,000 lbs.                     | 10,400 lbs.                   |
|                     | 2WD DRW    | 84.5 in.    | 171 in.   | 7,210 lbs.                | 14,000 lbs.            | 40,000 lbs.            | 5,600 lbs.                     | 10,400 lbs.                   |
|                     | 4WD DRW    | 84.5 in.    | 171 in.   | 6,880 lbs.                | 14,000 lbs.            | 40,000 lbs.            | 5,600 lbs.                     | 10,400 lbs.                   |
| Crew Cab            | 2WD DRW    | 60 in.      | 177 in.   | 6,775 lbs.                | 14,000 lbs.            | 40,000 lbs.            | 5,600 lbs.                     | 10,400 lbs.                   |
|                     | 4WD DRW    | 60 in.      | 177 in.   | 6,431 lbs.                | 14,000 lbs.            | 40,000 lbs.            | 5,600 lbs.                     | 10,400 lbs.                   |

<sup>1</sup> Requires 6.6L V8 gas engine. These maximum payload ratings are intended for comparison purposes only. Before you buy a vehicle or use it to haul people or cargo, carefully review the Vehicle Loading section of the Owner's Manual and check the carrying capacity of your specific vehicle on the label on the inside of the driver door jamb. <sup>2</sup> Maximum Gross Vehicle Weight Rating (GVWR). When properly equipped; includes weight of vehicle, passengers, cargo and equipment. <sup>3</sup> Requires 6.6L Duramax® Turbo-Diesel V8 engine. Maximum Gross Combined Weight Rating (GCWR). When properly equipped; includes weight of the vehicle and trailer combination, including the weight of driver, passengers, fuel, optional equipment and cargo in the vehicle and trailer. <sup>4</sup> Requires 6.6L Duramax® Turbo-Diesel V8 engine. Gross Axle Weight Rating (GAWR) is the maximum allowable weight to be placed on the individual axle.



2025

# CHEVROLET SILVERADO 4500 HD/5500 HD/6500 HD CHASSIS CAB

## AVAILABLE MODELS

|                        |     |
|------------------------|-----|
| Regular Cab 2WD or 4WD | 1WT |
| Crew Cab 2WD or 4WD    | 1WT |
| Regular Cab 2WD or 4WD | 1LT |
| Crew Cab 2WD or 4WD    | 1LT |

## EXTERIOR COLORS

Auburn Metallic

Black

Dark Ash Metallic

Glacier Blue Metallic<sup>1</sup>

Greenstone Metallic

Lakeshore Blue Metallic

Northsky Blue Metallic

Red Hot

Silver Ice Metallic

Slate Gray Metallic

Sterling Gray Metallic

Summit White

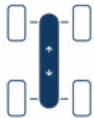
2024 Chevrolet Silverado 4500 HD 1LT shown.

NOTE: Exterior colors vary by trim level. See Order Guide for details.

HIGHLIGHTS



UP TO  
**23,500 LBS.**  
Max. Available GVWR<sup>2</sup>



AVAILABLE  
**9 WHEELBASE**  
Options



STANDARD  
**6.6L V8  
DURAMAX®**  
Turbo-Diesel Engine

# KEY STANDARD FEATURES

Features based on 4500 HD Work Truck 2WD model with 1WT equipment group.

## SAFETY + SECURITY

Rear Vision Camera<sup>3</sup> (in-mirror, camera and cable shipped loose)

## PERFORMANCE

6.6L Duramax® Turbo-Diesel V8 engine (350 hp/750 lb.-ft. of torque)

40-gallon fuel tank (approx., rear)

150-amp alternator

Allison® 6-speed automatic transmission

Dual heavy-duty batteries with 1100 cold-cranking amps

Exhaust brake

Neutral-at-Stop

StabiliTrak® Electronic Stability Control System with Traction Control, includes Electronic Trailer Sway Control and Hill Start Assist

## PRODUCTIVITY + DRIVE EXPERIENCE

19.5-inch wheels and tires

40/20/40 split-bench front seat

60/40 split-folding rear bench seat (Crew Cab)

AM/FM stereo with USB port<sup>4</sup>

Assist steps

Auxiliary switches (up to 4)

Cargo area lamp

Cruise control<sup>5</sup>

Daytime Running Lamps

Driver Information Center

Grille guard screen

Power windows (excludes Regular Cab 1WT)

Tilt steering column

Trumpet-style, single-note horn

## KEY AVAILABLE FEATURES

Optional features and packages vary by trim level. See Order Guide for details.

10-way power driver seat

25-gallon fuel tank (approx., midship)

102-inch-wide body mirrors (manual or power)

110-volt power outlet

220-amp alternator

Air-ride suspension system with engine-driven accessory air compressor

Automatic heavy-duty locking rear differential

Auxiliary switch bank harness

Backup alarm

Bluetooth® wireless technology<sup>6</sup> for select phones

Chevrolet Infotainment System<sup>7</sup> with 7-inch diagonal touch-screen

Cloth front bucket seats (Crew Cab)

Dual alternators (150- and 220-amp)

Dual heavy-duty batteries with 1300 cold-cranking amps or triple heavy-duty batteries with 2250 cold-cranking amps

Dual-side Power Take Off (PTO) provisions

Engine-driven accessory air compressor

Floor-mounted console (Crew Cab)

Heated outside mirrors

High-idle switch

Leather-wrapped steering wheel

Limited-slip rear axle

LiquidSpring® rear suspension factory prep

Rear Camera Mirror<sup>5</sup>

Rear-window defogger

Recovery hooks<sup>8</sup>

Remote Keyless Entry<sup>9</sup>

Spotlamp provisions

Trumpet-style, dual-note horn (1WT; standard on 1LT)

## AVAILABLE FLEET PACKAGES

Aerial Work Platform Vocational Package<sup>10</sup>

Emergency Service Package<sup>10</sup>

Motor Home Package<sup>10</sup>

Non-Conforming School Bus Package<sup>10</sup>

Shuttle Bus Package<sup>10</sup>

Snow Plow Prep Package<sup>10</sup>

Wrecker/Rollback Vocational Package<sup>10</sup>

1 Premium paint; additional charge. 2 Maximum Gross Vehicle Weight Rating (GVWR). When properly equipped; includes weight of vehicle, passengers, cargo and equipment. 3 Read the Alpine Owner's Manual included with the Rear Vision Camera system for important feature limitations and information. 4 Not compatible with all devices. 5 Safety or driver assistance features are no substitute for the driver's responsibility to operate the vehicle in a safe manner. Read the vehicle Owner's Manual for important feature limitations and information. 6 The Bluetooth® word mark and logos are owned by the Bluetooth SIG, Inc., and any use of such marks by General Motors is under license. Other trademarks and trade names are those of their respective owners. Go to chevrolet.com to find out which phones are compatible with the vehicle. Full Bluetooth feature functionality varies by device, model and software version. 7 Functionality varies by model. Full functionality requires compatible Bluetooth and smartphone. Some devices require USB connectivity. 8 To avoid the risk of injury, never use recovery hooks to tow a vehicle. For more information, see the Recovery Hooks section of the Owner's Manual. 9 Requires active service plan. Lock/unlock feature requires automatic locks. Remote start requires GM factory-installed and enabled remote start system. See onstar.com for details and limitations. 10 Upfits from an independent supplier are not covered by the GM New Vehicle Limited Warranty. GM is not responsible for the safety and quality of independent supplier alterations.



envolve



# 2027 CHEVROLET LOW CAB FORWARD GAS

## AVAILABLE MODELS

|         | Regular Cab Wheelbases                    | Crew Cab Wheelbases             |
|---------|---|---------------------------------|
| 3500 HG | 109 in./132.5 in./150 in./176 in.         | 150 in./176 in.                 |
| 4500 HG | 109 in./132.5 in./150 in./176 in.         | 150 in./176 in.                 |
| 5500 HG | 132.5 in./150 in./176 in./200 in.         | 150 in./176 in./200 in.         |
| 5500 XG | 132.5 in./150 in./176 in./200 in./212 in. | 150 in./176 in./200 in./212 in. |

## EXTERIOR COLORS



NOTE: Exterior colors vary by trim level. See Order Guide for details.

2025 Chevrolet Low Cab Forward 4500 HG shown. Vehicle shown with upfits from an independent supplier and are not covered by the GM New Vehicle Limited Warranty. GM is not responsible for the safety and quality of independent supplier alterations.

# HIGHLIGHTS



UP TO  
**19,500 LBS.**  
Max. GVWR<sup>1</sup> on  
5500 XG Model



STANDARD  
**AUTOMATIC**  
Transmission



**BLUETOOTH®<sup>2</sup>**  
Hands-Free Calling for  
Select Phones

# KEY STANDARD FEATURES

## PERFORMANCE

- 6.6L V8 gasoline engine (350 hp/425 lb.-ft. of torque)
- 8-speed automatic transmission (3500 HG/4500 HG models)
- 6-speed automatic transmission (5500 HG/5500 XG models)
- 4-wheel antilock disc brakes
- 38.6-gallon fuel tank (approx.)
- 170-amp alternator
- Single battery with 750 cold-cranking amps
- 12,000- to 19,500-lbs. GVWR<sup>1</sup> options

## PRODUCTIVITY + DRIVE EXPERIENCE

- 16-inch steel wheels (3500 HG models)
- 19.5-inch steel wheels (4500 HG/5500 HG/5500 XG models)
- AM/FM stereo with auxiliary jack, USB port<sup>3</sup> and Bluetooth® wireless technology<sup>2</sup> for select phones
- Assist steps
- Cloth interior in Medium Ash Gray
- Cruise control<sup>4</sup>
- Daytime Running Lamps
- Driver Information Center
- Front floor mats (front/rear on Crew Cab models)
- High-back driver and front passenger bucket seats
- LED headlamps
- Power door locks and windows
- Silver grille
- Single-zone manual air conditioning
- Tilt-Wheel and telescoping steering column
- Tinted glass

## KEY AVAILABLE FEATURES

Optional features and packages vary by trim level. See Order Guide for details.

- Backup alarm
- Chrome grille
- Cruise control<sup>4</sup> delete
- Dual Absorbed Glass Mat battery with 825 cold-cranking amps
- Dual battery with 750 cold-cranking amps
- Engine block heater
- Enhanced audio system with 7-inch diagonal color touch-screen display, includes Apple CarPlay®<sup>5</sup> and Android Auto™<sup>6</sup> compatibility
- Front-end protection film
- Heated outside rearview mirrors
- LED lighting upgrade
- Limited-slip axle
- Mirror bracket extension, adapts standard and optional outside mirrors for use with 102-inch-wide body
- Rear dome and body lamp switch
- Rear Vision Camera<sup>7</sup> (camera and cable shipped loose) (requires enhanced audio system with 7-inch diagonal color touch-screen display)

- Remote Keyless Entry
- Roof air deflector
- Speed governor
- GAS VEHICLE SERVICE CONTRACT**
- 5 years or 150,000 miles<sup>8</sup> (Port Installed Option)

1 Maximum Gross Vehicle Weight Rating (GVWR). When properly equipped; includes weight of vehicle, passengers, cargo and equipment. 2 The Bluetooth® word mark and logos are owned by the Bluetooth SIG, Inc., and any use of such marks by General Motors is under license. Other trademarks and trade names are those of their respective owners. Go to chevrolet.com to find out which phones are compatible with the vehicle. Full Bluetooth feature functionality varies by device, model and software version. 3 Not compatible with all devices. 4 Safety or driver assistance features are no substitute for the driver's responsibility to operate the vehicle in a safe manner. Read the vehicle Owner's Manual for important feature limitations and information. 5 Vehicle user interface is a product of Apple® and its terms and privacy statements apply. Requires compatible iPhone® and data plan rates apply. Apple CarPlay®, Siri®, iPhone® and Apple Music® are trademarks of Apple, Inc., registered in the U.S. and other countries. 6 Vehicle user interface is a product of Google, and its terms and privacy statements apply. Requires the Android Auto app on Google Play and a compatible Android™ smartphone. Data plan rates apply. You can check which smartphones are compatible at g.co/androidauto/requirements. Android and Android Auto are trademarks of Google LLC. 7 Read the Alpine Owner's Manual included with the Rear Vision Camera system for important feature limitations and information. Safety or driver assistance features are no substitute for the driver's responsibility to operate the vehicle in a safe manner. Read the vehicle Owner's Manual for important feature limitations and information. 8 Whichever comes first.

**envolve**

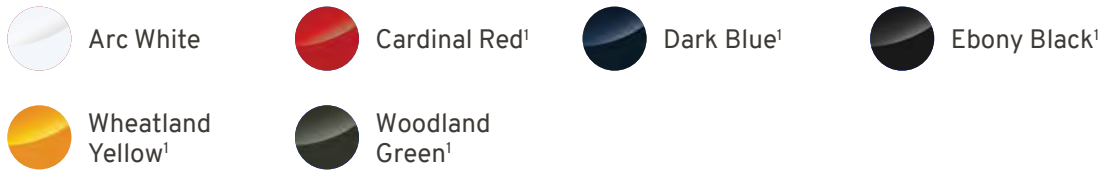


# 2026 CHEVROLET LOW CAB FORWARD DIESEL

## AVAILABLE MODELS

|         | Regular Cab Wheelbases                            | Crew Cab Wheelbases |
|---------|---|---------------------|
| 4500 HD | 109 in./132.5 in./150 in./176 in.                 | 150 in./176 in.     |
| 4500 XD | 109 in./132.5 in./150 in./176 in.                 | 150 in./176 in.     |
| 5500 XD | 109 in./132.5 in./150 in./176 in./200 in./212 in. | 150 in./176 in.     |

## EXTERIOR COLORS



NOTE: Exterior colors vary by trim level. See Order Guide for details.

2024 Chevrolet Low Cab Forward 4500 HD shown. Vehicle shown with upfits from an independent supplier and are not covered by the GM New Vehicle Limited Warranty. GM is not responsible for the safety and quality of independent supplier alterations.

# HIGHLIGHTS



**UPFIT<sup>2</sup>  
OPTIONS**  
For a Variety of Vocations



**CAB OVER**  
Design Provides Optimal  
Front Views



**BLUETOOTH<sup>®3</sup>**  
Hands-Free Calling for  
Select Phones

# KEY STANDARD FEATURES

## PERFORMANCE

- 5.2L diesel engine (215 hp/452 lb.-ft. of torque)
- 4-wheel antilock disc brakes (includes Traction Control and stability control)
- 6-speed automatic transmission
- 30-gallon stainless steel fuel tank (approx.), includes 2 auxiliary fuel ports
- 140-amp alternator
- Dual batteries with 750 cold-cranking amps
- 14,500-19,500-lb. GVWR<sup>4</sup> options

## PRODUCTIVITY + DRIVE EXPERIENCE

- 16-inch steel wheels (4500 HD models)
- 19.5-inch steel wheels (4500 XD/5500 XD models)
- AM/FM stereo with auxiliary jack, USB port<sup>5</sup> and Bluetooth<sup>®</sup> wireless technology<sup>3</sup> for select phones
- Assist steps
- Black grille
- Cloth interior in Medium Ash Gray
- Cruise control<sup>6</sup>
- Daytime Running Lamps
- Driver Information Center, monitors vital functions including diesel exhaust fluid levels (DEF)
- Front floor mats (front/rear on Crew Cab models)
- Headlamp washer
- High-back driver and front passenger bucket seats
- LED headlamps
- Power door locks and windows
- Rear dome and body lamp switch
- Remote Keyless Entry<sup>7</sup>
- Single-zone manual air conditioning

- Steering wheel-mounted controls for audio, cruise control<sup>6</sup> and Driver Information Center
- Tilt/telescoping steering column
- Tinted glass
- Tire Pressure Monitoring System (excludes spare tire)

## KEY AVAILABLE FEATURES

Optional features and packages vary by trim level. See Order Guide for details.

- Advanced Driver Assistance System, includes Adaptive Cruise Control<sup>6</sup>, Automatic Emergency Braking<sup>6</sup>, Lane Departure Warning<sup>6</sup>, Forward Collision Alert<sup>6</sup>, Forward Vehicle Movement Notification and Mis-Acceleration Mitigation
- Automatic engine shutdown
- Backup alarm
- Chrome grille
- Cruise control<sup>6</sup> delete
- Dual Absorbed Glass Mat batteries with 825 cold-cranking amps
- Engine block heater
- Enhanced audio system with 7-inch diagonal color touch-screen display, includes Apple CarPlay<sup>®8</sup> and Android Auto<sup>™9</sup> compatibility

- Heated outside rearview mirrors
- LED taillamps
- Locking DEF fill cap
- Mirror bracket extension, adapts standard and optional outside mirrors for use with 102-inch-wide body
- Power Take Off (PTO) provisions
- Rear Vision Camera<sup>10</sup> (requires enhanced audio system with 7-inch diagonal color touch-screen display)
- Roof air deflector
- Side-mounted aluminum fuel tanks
- Speed governor

## POWERTRAIN LIMITED WARRANTY

3 years/unlimited miles<sup>11</sup>

1 Premium paint; additional charge. 2 Upfits from an independent supplier are not covered by the GM New Vehicle Limited Warranty. GM is not responsible for the safety and quality of independent supplier alterations. 3 The Bluetooth<sup>®</sup> word mark and logos are owned by the Bluetooth SIG, Inc., and any use of such marks by General Motors is under license. Other trademarks and trade names are those of their respective owners. Go to chevrolet.com to find out which phones are compatible with the vehicle. Full Bluetooth feature functionality varies by device, model and software version. 4 Maximum Gross Vehicle Weight Rating (GVWR). When properly equipped; includes weight of vehicle, passengers, cargo and equipment. 5 Not compatible with all devices. 6 Safety or driver assistance features are no substitute for the driver's responsibility to operate the vehicle in a safe manner. Read the vehicle Owner's Manual for important feature limitations and information. 7 Requires active service plan. Lock/unlock feature requires automatic locks. Remote start requires GM factory-installed and enabled remote start system. See onstar.com for details and limitations. 8 Vehicle user interface is a product of Apple<sup>®</sup>, and its terms and privacy statements apply. Requires compatible iPhone<sup>®</sup>, and data plan rates apply. Apple CarPlay<sup>®</sup>, Siri<sup>®</sup>, iPhone<sup>®</sup> and Apple Music<sup>®</sup> are trademarks of Apple Inc., registered in the U.S. and other countries. 9 Vehicle user interface is a product of Google, and its terms and privacy statements apply. Requires the Android Auto app on Google Play and a compatible Android<sup>™</sup> smartphone. Data plan rates apply. You can check which smartphones are compatible at g.co/androidauto/requirements. Android and Android Auto are trademarks of Google LLC. 10 Read the Alpine Owner's Manual included with the Rear Vision Camera system for important feature limitations and information. 11 Whichever comes first.





# 2027 CHEVROLET LOW CAB FORWARD 6500 XD/7500 XD

## AVAILABLE MODELS

|                     | Wheelbases  |
|---------------------|---|
| 6500 XD Regular Cab | 152 in./170 in./188 in./200 in./212 in./224 in./236 in./248 in. |
| 7500 XD Regular Cab | 152 in./170 in./188 in./200 in./212 in./224 in./236 in./248 in. |

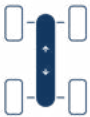
## EXTERIOR COLORS



NOTE: Exterior colors vary by trim level. See Order Guide for details.

2025 Chevrolet Low Cab Forward 6500 XD shown. Vehicle shown with upfits from an independent supplier and are not covered by the GM New Vehicle Limited Warranty. GM is not responsible for the safety and quality of independent supplier alterations.

# HIGHLIGHTS



**8 WHEELBASES**  
Configuration Choices  
for Your Needs



UP TO  
**33,000 LBS.**  
Standard GVWR<sup>1</sup>  
on 7500 XD



STANDARD  
**6-SPEED**  
Automatic Transmission  
with PTO Gear

# KEY STANDARD FEATURES

## PERFORMANCE

- Cummins® 6.7L Turbo-Diesel engine (260 hp/660 lb.-ft. of torque)
- 4-wheel antilock air brakes
- 6-speed automatic transmission with Power Take Off (PTO) gear
- 50-gallon fuel tank (approx.) (152- and 170-inch wheelbases)
- 100-gallon fuel tank (approx.) (188-inch wheelbase and longer)
- 160-amp alternator
- Up to 25,950-lbs. GVWR<sup>1</sup> (6500 XD)
- Up to 33,000-lbs. GVWR<sup>1</sup> (7500 XD)
- Dual batteries with 750 cold-cranking amps
- Exhaust brake

## PRODUCTIVITY + DRIVE EXPERIENCE

- 22.5-inch wheels
- 255/70R22.5 low-profile tires (6500 XD only)
- Air conditioning
- AM/FM stereo with auxiliary input jack, USB port<sup>2</sup> and Bluetooth® wireless technology<sup>3</sup> for select phones
- Assist steps
- Cruise control<sup>4</sup>
- Daytime Running Lamps
- Driver Information Center, monitors vital functions including diesel exhaust fluid levels (DEF)
- Floor mats
- Heated fuel filter
- High-back driver seat with air suspension system
- LED headlamps
- Passenger-side ground clearance mirror
- Power door locks
- Power windows
- Silver grille
- Tilt-Wheel and telescoping steering column
- Tinted glass

## KEY AVAILABLE FEATURES

- Optional features and packages vary by trim level. See Order Guide for details.
- 50-gallon fuel tank (approx.) (6500 XD 188- to 224-inch wheelbases only)
- Aluminum wheels (4- and 6-wheel options)
- Automatic engine shutdown
- Backup alarm
- Chrome grille
- Cold Climate Package, includes engine block heater and oil pan heater
- Cruise control<sup>4</sup> delete
- Dual Absorbed Glass Mat batteries with 825 cold-cranking amps
- Engine block heater
- Enhanced audio system with 7-inch diagonal color touch-screen display, includes Apple CarPlay®<sup>5</sup> and Android Auto™<sup>6</sup> compatibility
- Heated outside rearview mirrors
- LED lighting upgrade
- Power Take Off (PTO) provisions
- Rear air suspension

- Rear dome and body lamp switch
- Rear Vision Camera<sup>7</sup> (camera and cable shipped loose) (requires enhanced audio system with 7-inch diagonal color touch-screen display)
- Remote Keyless Entry
- Speed governor

1 Maximum Gross Vehicle Weight Rating (GVWR). When properly equipped; includes weight of vehicle, passengers, cargo and equipment. 2 Not compatible with all devices. 3 The Bluetooth® word mark and logos are owned by the Bluetooth SIG, Inc., and any use of such marks by General Motors is under license. Other trademarks and trade names are those of their respective owners. Go to chevrolet.com to find out which phones are compatible with the vehicle. Full Bluetooth feature functionality varies by device, model and software version. 4 Safety or driver assistance features are no substitute for the driver's responsibility to operate the vehicle in a safe manner. Read the vehicle Owner's Manual for important feature limitations and information. 5 Vehicle user interface is a product of Apple® and its terms and privacy statements apply. Requires compatible iPhone® and data plan rates apply. Apple CarPlay®, Siri®, iPhone® and Apple Music® are trademarks of Apple, Inc., registered in the U.S. and other countries. 6 Vehicle user interface is a product of Google, and its terms and privacy statements apply. Requires the Android Auto app on Google Play and a compatible Android™ smartphone. Data plan rates apply. You can check which smartphones are compatible at g.co/androidauto/requirements. Android and Android Auto are trademarks of Google LLC. 7 Read the Alpine Owner's Manual included with the Rear Vision Camera system for important feature limitations and information. Safety or driver assistance features are no substitute for the driver's responsibility to operate the vehicle in a safe manner. Read the vehicle Owner's Manual for important feature limitations and information.

**envolve**





2024 Chevrolet Express 2500 Passenger Van shown.

# VANS



CLICK VEHICLE NAME BELOW TO SEE DIMENSIONS + CAPACITIES



2024 Chevrolet Express Passenger Van 2500 Regular shown.

## 2025 CHEVROLET EXPRESS PASSENGER VAN

View Full Details

|   |   |
|---|---|
| Configuration   | Passenger Van                                       |
| Wheelbase   | 135 in. (Regular)<br>155 in. (Extended)             |
| Length  | 223.9 in. (Regular)<br>243.9 in. (Extended)         |
| Width   | 79.2 in.  |
| Max. cargo volume <sup>1</sup>                                    | 218.5 cu. ft. (Regular)<br>255.5 cu. ft. (Extended) |
| Max. payload range <sup>2</sup>                                   | 2,550 lbs. (2500)<br>3,320-3,540 lbs. (3500)        |
| Max. trailering capacity <sup>3</sup><br>(when properly equipped) | 9,600 lbs. (2500)<br>9,200-9,900 lbs. (3500)        |
| Max. GVWR <sup>4</sup>  | 8,600 lbs. (2500)<br>9,600-9,900 lbs. (3500)        |
| Max. GCWR <sup>5</sup>  | 16,000 lbs.   |
| Max. fuel capacity (approx.)                                      | 31 gal.   |
| Wheel size  | 16 in.  |

1 Cargo and load capacity limited by weight and distribution. 2 These maximum payload ratings are intended for comparison purposes only. Before you buy a vehicle or use it to haul people or cargo, carefully review the Vehicle Loading section of the Owner's Manual and check the carrying capacity of your specific vehicle on the label on the inside of the driver's door jamb. 3 Requires 6.6L V8 engine. Maximum trailering ratings are intended for comparison purposes only. Before you buy a vehicle or use it for trailering, carefully review the trailering section of the Owner's Manual. The trailering capacity of your specific vehicle may vary. The weight of passengers, cargo and options or accessories may reduce the amount you can trailer. 4 Maximum Gross Vehicle Weight Rating (GVWR). When properly equipped; includes weight of vehicle, passengers, cargo and equipment. 5 Requires 6.6L V8 engine. Maximum Gross Combined Weight Rating (GCWR). When properly equipped; includes weight of the vehicle and trailer combination, including the weight of driver, passengers, fuel, optional equipment and cargo in the vehicle and trailer.



envolve



CLICK VEHICLE NAME BELOW TO SEE DIMENSIONS + CAPACITIES



2025 GMC Savana Passenger Van 2500 Regular shown.

2025 GMC SAVANA  
PASSENGER VAN

View Full Details

|   |   |
|---|---|
| Configuration   | Passenger Van                                       |
| Wheelbase   | 135 in. (Regular)<br>155 in. (Extended)             |
| Length  | 223.9 in. (Regular)<br>243.9 in. (Extended)         |
| Width   | 79.2 in.  |
| Max. cargo volume <sup>1</sup>                                    | 218.5 cu. ft. (Regular)<br>255.5 cu. ft. (Extended) |
| Max. payload range <sup>2</sup>                                   | 2,550 lbs. (2500)<br>3,320-3,540 lbs. (3500)        |
| Max. trailering capacity <sup>3</sup><br>(when properly equipped) | 9,600 lbs. (2500)<br>9,200-9,900 lbs. (3500)        |
| Max. GVWR <sup>4</sup>  | 8,600 lbs. (2500)<br>9,600-9,900 lbs. (3500)        |
| Max. GCWR <sup>5</sup>  | 16,000 lbs.   |
| Max. fuel capacity (approx.)                                      | 31 gal.   |
| Wheel size  | 16 in.  |

1 Cargo and load capacity limited by weight and distribution. 2 These maximum payload ratings are intended for comparison purposes only. Before you buy a vehicle or use it to haul people or cargo, carefully review the Vehicle Loading section of the Owner's Manual and check the carrying capacity of your specific vehicle on the label on the inside of the driver's door jamb. 3 Requires 6.6L V8 engine. Maximum trailering ratings are intended for comparison purposes only. Before you buy a vehicle or use it for trailering, carefully review the trailering section of the Owner's Manual. The trailering capacity of your specific vehicle may vary. The weight of passengers, cargo and options or accessories may reduce the amount you can trailer. 4 Maximum Gross Vehicle Weight Rating (GVWR). When properly equipped; includes weight of vehicle, passengers, cargo and equipment. 5 Requires 6.6L V8 engine. Maximum Gross Combined Weight Rating (GCWR). When properly equipped; includes weight of the vehicle and trailer combination, including the weight of driver, passengers, fuel, optional equipment and cargo in the vehicle and trailer.



envolve



CLICK VEHICLE NAME BELOW TO SEE DIMENSIONS + CAPACITIES



2024 Chevrolet Express Cargo Van 3500 Regular shown.

## 2025 CHEVROLET EXPRESS CARGO VAN

View Full Details

|   |   |
|---|---|
| Configuration   | Cargo Van   |
| Wheelbase   | 135 in. (Regular)<br>155 in. (Extended)             |
| Length  | 224 in. (Regular)<br>244 in. (Extended)             |
| Width   | 79.2 in.  |
| Max. cargo volume <sup>1</sup>                                    | 239.4 cu. ft. (Regular)<br>283.6 cu. ft. (Extended) |
| Max. payload range <sup>2</sup>                                   | 3,060-3,280 lbs. (2500)<br>4,060-4,280 lbs. (3500)  |
| Max. trailering capacity <sup>3</sup><br>(when properly equipped) | 10,000 lbs.   |
| Max. GVWR <sup>4</sup>  | 8,600 lbs. (2500)<br>9,600-9,900 lbs. (3500)        |
| Max. GCWR <sup>5</sup>  | 16,000 lbs.   |
| Max. fuel capacity (approx.)                                      | 31 gal.   |
| Wheel size  | 16 in.  |

1 Cargo and load capacity limited by weight and distribution. 2 These maximum payload ratings are intended for comparison purposes only. Before you buy a vehicle or use it to haul people or cargo, carefully review the Vehicle Loading section of the Owner's Manual and check the carrying capacity of your specific vehicle on the label on the inside of the driver's door jamb. 3 Requires 6.6L V8 engine. Maximum trailering ratings are intended for comparison purposes only. Before you buy a vehicle or use it for trailering, carefully review the trailering section of the Owner's Manual. The trailering capacity of your specific vehicle may vary. The weight of passengers, cargo and options or accessories may reduce the amount you can trailer. 4 Maximum Gross Vehicle Weight Rating (GVWR). When properly equipped; includes weight of vehicle, passengers, cargo and equipment. 5 Requires 6.6L V8 engine. Maximum Gross Combined Weight Rating (GCWR). When properly equipped; includes weight of the vehicle and trailer combination, including the weight of driver, passengers, fuel, optional equipment and cargo in the vehicle and trailer.



envolve





2025 GMC Savana Cargo Van 2500 Regular shown.

## 2025 GMC SAVANA CARGO VAN

[View Full Details](#)

|   |   |
|---|---|
| Configuration   | Cargo Van   |
| Wheelbase   | 135 in. (Regular)<br>155 in. (Extended)             |
| Length  | 224 in. (Regular)<br>244 in. (Extended)             |
| Width   | 79.2 in.  |
| Max. cargo volume <sup>1</sup>                                    | 239.4 cu. ft. (Regular)<br>283.6 cu. ft. (Extended) |
| Max. payload range <sup>2</sup>                                   | 3,060-3,280 lbs. (2500)<br>4,060-4,280 lbs. (3500)  |
| Max. trailering capacity <sup>3</sup><br>(when properly equipped) | 10,000 lbs.   |
| Max. GVWR <sup>4</sup>  | 8,600 lbs. (2500)<br>9,600-9,900 lbs. (3500)        |
| Max. GCWR <sup>5</sup>  | 16,000 lbs.   |
| Max. fuel capacity (approx.)                                      | 31 gal.   |
| Wheel size  | 16 in.  |

1 Cargo and load capacity limited by weight and distribution. 2 These maximum payload ratings are intended for comparison purposes only. Before you buy a vehicle or use it to haul people or cargo, carefully review the Vehicle Loading section of the Owner's Manual and check the carrying capacity of your specific vehicle on the label on the inside of the driver's door jamb. 3 Requires 6.6L V8 engine. Maximum trailering ratings are intended for comparison purposes only. Before you buy a vehicle or use it for trailering, carefully review the trailering section of the Owner's Manual. The trailering capacity of your specific vehicle may vary. The weight of passengers, cargo and options or accessories may reduce the amount you can trailer. 4 Maximum Gross Vehicle Weight Rating (GVWR). When properly equipped; includes weight of vehicle, passengers, cargo and equipment. 5 Requires 6.6L V8 engine. Maximum Gross Combined Weight Rating (GCWR). When properly equipped; includes weight of the vehicle and trailer combination, including the weight of driver, passengers, fuel, optional equipment and cargo in the vehicle and trailer.

CLICK VEHICLE NAME BELOW TO SEE DIMENSIONS + CAPACITIES





CLICK VEHICLE NAME BELOW TO SEE DIMENSIONS + CAPACITIES



2024 Chevrolet Express Cutaway 3500 shown.

## 2025 CHEVROLET EXPRESS CUTAWAY

[View Full Details](#)

| Configuration                   | Cutaway  |
|---------------------------------|--|
| Wheelbase                       | 139 in./159 in./177 in.                            |
| Length                          | 247.1 in./267.1 in./285.2 in.                      |
| Width                           | 79.2 in. (SRW)<br>94.5 in. (DRW)                   |
| Max. payload range <sup>1</sup> | 5,070-7,080 lbs. (3500)<br>8,870-8,920 lbs. (4500) |
| Max. GVWR <sup>2</sup>          | 9,900-12,300 lbs. (3500)<br>14,200 lbs. (4500)     |
| Max. GCWR <sup>3</sup>          | 16,000-20,000 lbs. (3500)<br>20,000 (4500)         |
| Max. fuel capacity (approx.)    | 32 gal. (SRW)<br>57 gal. (DRW)                     |
| Wheel size                      | 16 in.   |

<sup>1</sup> These maximum payload ratings are intended for comparison purposes only. Before you buy a vehicle or use it to haul people or cargo, carefully review the Vehicle Loading section of the Owner's Manual and check the carrying capacity of your specific vehicle on the label on the inside of the driver's door jamb. <sup>2</sup> Maximum Gross Vehicle Weight Rating (GVWR). When properly equipped; includes weight of vehicle, passengers, cargo and equipment. <sup>3</sup> Maximum Gross Combined Weight Rating (GCWR). When properly equipped; includes weight of the vehicle and trailer combination, including the weight of driver, passengers, fuel, optional equipment and cargo in the vehicle and trailer.



envolve



CLICK VEHICLE NAME BELOW TO SEE DIMENSIONS + CAPACITIES



2025 GMC Savana Cutaway 3500 shown.

2025 GMC SAVANA CUTAWAY

View Full Details

|                                 |  |
|---------------------------------|--|
| Configuration                   | Cutaway  |
| Wheelbase                       | 139 in./159 in./177 in.                            |
| Length                          | 247.1 in./267.1 in./285.2 in.                      |
| Width                           | 79.2 in. (SRW)<br>94.5 in. (DRW)                   |
| Max. payload range <sup>1</sup> | 5,070-7,080 lbs. (3500)<br>8,870-8,920 lbs. (4500) |
| Max. GVWR <sup>2</sup>          | 9,900-12,300 lbs. (3500)<br>14,200 lbs. (4500)     |
| Max. GCWR <sup>3</sup>          | 16,000-20,000 lbs. (3500)<br>20,000 (4500)         |
| Max. fuel capacity (approx.)    | 32 gal. (SRW)<br>57 gal. (DRW)                     |
| Wheel size                      | 16 in.   |

<sup>1</sup> These maximum payload ratings are intended for comparison purposes only. Before you buy a vehicle or use it to haul people or cargo, carefully review the Vehicle Loading section of the Owner's Manual and check the carrying capacity of your specific vehicle on the label on the inside of the driver's door jamb. <sup>2</sup> Maximum Gross Vehicle Weight Rating (GVWR). When properly equipped; includes weight of vehicle, passengers, cargo and equipment. <sup>3</sup> Maximum Gross Combined Weight Rating (GCWR). When properly equipped; includes weight of the vehicle and trailer combination, including the weight of driver, passengers, fuel, optional equipment and cargo in the vehicle and trailer.



envolve



# 2025 CHEVROLET EXPRESS PASSENGER VAN

## AVAILABLE MODELS


|                     |     |                     |     |
|---------------------|-----|---------------------|-----|
| 2500 RWD – Regular  | 1LS | 2500 RWD – Regular  | 1LT |
| 3500 RWD – Regular  | 1LS | 3500 RWD – Regular  | 1LT |
| 3500 RWD – Extended | 1LS | 3500 RWD – Extended | 1LT |

## EXTERIOR COLORS

 Black

 Red Hot

 Silver Ice Metallic

 Summit White

NOTE: Exterior colors vary by trim level. See Order Guide for details.

2024 Chevrolet Express Passenger Van 2500 Regular shown.

# HIGHLIGHTS



AVAILABLE  
**SLIDING  
PASSENGER-  
SIDE DOOR**



UP TO  
**15 MAX.  
SEATING**  
Capacity with  
Extended Wheelbase



AVAILABLE  
**6.6L GAS V8**  
Engine Option

# KEY STANDARD FEATURES

Features based on LS model with 1LS equipment group.

## SAFETY + SECURITY

- Embedded OnStar® hardware, includes 8 years of OnStar Fleet Basics<sup>1</sup>
- Enhanced technology glass
- Rear Vision Camera<sup>2</sup> (in-mirror, camera and cable shipped loose)
- Theft-deterrent system
- Tire Pressure Monitoring System (excludes spare tire)

## PERFORMANCE

- 4.3L V6 engine (276 hp/298 lb.-ft. of torque) with 8-speed automatic transmission
- 4-wheel antilock disc brakes
- Cruise Grade Braking and Powertrain Grade Braking
- Hill Start Assist

## PRODUCTIVITY + DRIVE EXPERIENCE

- 12-passenger seating
- 16-inch wheels
- 120-volt power outlet
- Air conditioning with rear auxiliary heating
- Body-on-frame
- Daytime Running Lamps
- Driver Information Center
- Full-length Black rubberized-vinyl floor covering
- Heated, power-adjustable, manual-folding outside mirrors
- High-back front bucket seats (vinyl or cloth)
- Oil-life monitor
- Power door locks
- Power windows
- Rear-seat air vents
- Swing-out passenger-side door

## KEY AVAILABLE FEATURES

Optional features and packages vary by trim level. See Order Guide for details.

- 6.6L gas V8 engine (401 hp/464 lb.-ft. of torque) with 8-speed heavy-duty automatic transmission
- 6-way power driver and front passenger seat
- 15-passenger seating
- Chrome Appearance Package
- Cruise control<sup>3</sup>
- Forward Collision Alert<sup>3</sup>
- Full-floor color-keyed carpeting
- Heavy-duty battery with 770 cold-cranking amps
- Heavy-duty trailering equipment
- Lane Departure Warning<sup>3</sup>
- Locking rear differential
- Rear Park Assist<sup>3</sup>
- Remote Keyless Entry<sup>4</sup>
- Remote Start
- Side Blind Zone Alert<sup>3</sup>
- Sliding passenger-side door

## AVAILABLE FLEET PACKAGES

Paratransit Package (See Order Guide for details.)

<sup>1</sup> Services subject to user terms and limitations. Certain services require working electrical system, cell reception and GPS signal. OnStar links to emergency services. See <https://www.gmenvolve.com/software/onstar> for details. <sup>2</sup> Read the Alpine Owner’s Manual included with the Rear Vision Camera system for important feature limitations and information. <sup>3</sup> Safety or driver assistance features are no substitute for the driver’s responsibility to operate the vehicle in a safe manner. Read the vehicle Owner’s Manual for important safety and driver assistance feature limitations and information. <sup>4</sup> Requires active service plan. Lock/unlock feature requires automatic locks. Remote start requires GM factory-installed and enabled remote start system. See [onstar.com](https://onstar.com) for details and limitations.







  
envolve



# 2025 GMC SAVANA PASSENGER VAN

## AVAILABLE MODELS

|                     |     |                     |     |
|---------------------|-----|---------------------|-----|
| 2500 RWD – Regular  | 1LS | 2500 RWD – Regular  | 1LT |
| 3500 RWD – Regular  | 1LS | 3500 RWD – Regular  | 1LT |
| 3500 RWD – Extended | 1LS | 3500 RWD – Extended | 1LT |

## EXTERIOR COLORS



NOTE: Exterior colors vary by trim level. See Order Guide for details.

2025 GMC Savana Passenger Van 2500 Regular shown.

HIGHLIGHTS



AVAILABLE  
**SLIDING  
PASSENGER-  
SIDE DOOR**



UP TO  
**15 MAX.  
SEATING**  
Capacity with  
Extended Wheelbase



AVAILABLE  
**6.6L GAS V8**  
Engine Option

# KEY STANDARD FEATURES

Features based on LS model with 1LS equipment group.

## SAFETY + SECURITY

- Embedded OnStar® hardware, includes 8 years of OnStar Fleet Basics<sup>1</sup>
- Enhanced technology glass
- Rear Vision Camera<sup>2</sup> (in-mirror, camera and cable shipped loose)
- Theft-deterrent system
- Tire Pressure Monitoring System (excludes spare tire)

## PERFORMANCE

- 4.3L V6 engine (276 hp/298 lb.-ft. of torque) with 8-speed automatic transmission
- 4-wheel antilock disc brakes
- Cruise Grade Braking and Powertrain Grade Braking
- Hill Start Assist

## PRODUCTIVITY + DRIVE EXPERIENCE

- 12-passenger seating
- 16-inch wheels
- 120-volt power outlet
- Air conditioning with rear auxiliary heating
- Body-on-frame
- Daytime Running Lamps
- Driver Information Center
- Full-length Black rubberized-vinyl floor covering
- Heated, power-adjustable, manual-folding outside mirrors
- High-back front bucket seats (vinyl or cloth)
- Oil-life monitor
- Power door locks
- Power windows
- Rear-seat air vents
- Swing-out passenger-side door

## KEY AVAILABLE FEATURES

Optional features and packages vary by trim level. See Order Guide for details.

- 6.6L gas V8 engine (401 hp/464 lb.-ft. of torque) with 8-speed heavy-duty automatic transmission
- 6-way power driver and front passenger seat
- 15-passenger seating
- Chrome Appearance Package
- Cruise control<sup>3</sup>
- Forward Collision Alert<sup>3</sup>
- Full-floor color-keyed carpeting
- Heavy-duty battery with 770 cold-cranking amps
- Heavy-duty trailering equipment
- Lane Departure Warning<sup>3</sup>
- Locking rear differential
- Rear Park Assist<sup>3</sup>
- Remote Keyless Entry<sup>4</sup>
- Remote Start<sup>4</sup>
- Side Blind Zone Alert<sup>3</sup>
- Sliding passenger-side door

## AVAILABLE FLEET PACKAGES

Paratransit Package (See Order Guide for details.)

<sup>1</sup> Services subject to user terms and limitations. Certain services require working electrical system, cell reception and GPS signal. OnStar links to emergency services. See <https://www.gmenvolve.com/software/onstar> for details. <sup>2</sup> Read the Alpine Owner’s Manual included with the Rear Vision Camera system for important feature limitations and information. <sup>3</sup> Safety or driver assistance features are no substitute for the driver’s responsibility to operate the vehicle in a safe manner. Read the vehicle Owner’s Manual for important safety and driver assistance feature limitations and information. <sup>4</sup> Requires active service plan. Lock/unlock feature requires automatic locks. Remote start requires GM factory-installed and enabled remote start system. See [onstar.com](https://onstar.com) for details and limitations.

envolve



# 2025 CHEVROLET EXPRESS CARGO VAN

## AVAILABLE MODELS

|                     |     |                     |     |
|---------------------|-----|---------------------|-----|
| 2500 RWD – Regular  | 1WT | 3500 RWD – Regular  | 1WT |
| 2500 RWD – Extended | 1WT | 3500 RWD – Extended | 1WT |

## EXTERIOR COLORS

 Black

 Red Hot

 Silver Ice Metallic

 Summit White

NOTE: Exterior colors vary by trim level. See Order Guide for details.

2024 Chevrolet Express Cargo Van 3500  
Regular shown.

HIGHLIGHTS



AVAILABLE  
**SLIDING  
PASSENGER-  
SIDE DOOR**



UP TO  
**5 MAX.  
SEATING**  
Capacity with Available  
Express Crew Van Package



AVAILABLE  
**6.6L GAS V8**  
Engine Option

# KEY STANDARD FEATURES

Features based on Work Van RWD model with 1WT equipment group.

## SAFETY + SECURITY

Embedded OnStar® hardware, includes 8 years of OnStar Fleet Basics<sup>1</sup>

Rear Vision Camera<sup>2</sup> (in-mirror, camera and cable shipped loose)

Theft-deterrent system

Tire Pressure Monitoring System (excludes spare tire)

## PERFORMANCE

4.3L V6 engine (276 hp/298 lb.-ft. of torque) with 8-speed automatic transmission

4-wheel antilock disc brakes

Cruise Grade Braking and Powertrain Grade Braking

Hill Start Assist

## PRODUCTIVITY + DRIVE EXPERIENCE

16-inch wheels

120-volt power outlet

Body-on-frame

Cargo tie-downs; 6 D-rings on cargo area floor

Daytime Running Lamps

Driver Information Center

Full-length Black rubberized-vinyl floor covering

Heated, power-adjustable, manual-folding outside mirrors

Oil-life monitor

Power door locks

Power windows

Single-zone manual air conditioning

Swing-out passenger-side door

Vinyl high-back front bucket seats

## KEY AVAILABLE FEATURES

Optional features and packages vary by trim level. See Order Guide for details.

6.6L gas V8 engine (401 hp/464 lb.-ft. of torque) with 8-speed heavy-duty automatic transmission

5-passenger Express Crew Van Package

6-way power driver and front passenger seat

Chrome Appearance Package

Cloth high-back front bucket seats

Cruise control<sup>3</sup>

Dual batteries: 770 cold-cranking amps primary and isolated heavy-duty 770 cold-cranking amps

Forward Collision Alert<sup>3</sup>

Heavy-duty battery with 770 cold-cranking amps

Heavy-duty trailering equipment

Lane Departure Warning<sup>3</sup>

Locking rear differential

Rear auxiliary heater

Rear Park Assist<sup>2</sup>

Rear-seat air vents

Remote Keyless Entry<sup>4</sup>

Remote Start

Side Blind Zone Alert<sup>3</sup>

Sliding passenger-side door

## AVAILABLE FLEET PACKAGES

Ambulance Package ([Click here for details.](#))

Hotel Shuttle Package (See Order Guide for details.)

Paratransit Package (See Order Guide for details.)

<sup>1</sup> Services subject to user terms and limitations. Certain services require working electrical system, cell reception and GPS signal. OnStar links to emergency services. See <https://www.gmenvolve.com/software/onstar> for details. <sup>2</sup> Read the Alpine Owner's Manual included with the Rear Vision Camera system for important feature limitations and information. <sup>3</sup> Safety or driver assistance features are no substitute for the driver's responsibility to operate the vehicle in a safe manner. Read the vehicle Owner's Manual for important safety and driver assistance feature limitations and information. <sup>4</sup> Requires active service plan. Lock/unlock feature requires automatic locks. Remote start requires GM factory-installed and enabled remote start system. See [onstar.com](https://onstar.com) for details and limitations.







  
envolve



# 2025 GMC SAVANA CARGO VAN

## AVAILABLE MODELS

|                     |     |                     |     |
|---------------------|-----|---------------------|-----|
| 2500 RWD – Regular  | 1WT | 3500 RWD – Regular  | 1WT |
| 2500 RWD – Extended | 1WT | 3500 RWD – Extended | 1WT |

## EXTERIOR COLORS

 Cardinal Red

 Onyx Black

 Quicksilver Metallic

 Summit White

NOTE: Exterior colors vary by trim level. See Order Guide for details.

2025 GMC Savana Cargo Van 2500 Regular shown.

HIGHLIGHTS



AVAILABLE  
**SLIDING  
PASSENGER-  
SIDE DOOR**



UP TO  
**5 MAX.  
SEATING**  
Capacity with Available  
Savana Crew Van Package



AVAILABLE  
**6.6L GAS V8**  
Engine Option

# KEY STANDARD FEATURES

Features based on Work Van RWD model with 1WT equipment group.

## SAFETY + SECURITY

- Embedded OnStar® hardware, includes 8 years of OnStar Fleet Basics<sup>1</sup>
- Rear Vision Camera<sup>2</sup> (in-mirror, camera and cable shipped loose)
- Theft-deterrent system
- Tire Pressure Monitoring System (excludes spare tire)

## PERFORMANCE

- 4.3L V6 engine (276 hp/298 lb.-ft. of torque) with 8-speed automatic transmission
- 4-wheel antilock disc brakes
- Cruise Grade Braking and Powertrain Grade Braking
- Hill Start Assist

## PRODUCTIVITY + DRIVE EXPERIENCE

- 16-inch wheels
- 120-volt power outlet
- Body-on-frame
- Cargo tie-downs; 6 D-rings on cargo area floor
- Daytime Running Lamps
- Driver Information Center
- Full-length Black rubberized-vinyl floor covering
- Heated, power-adjustable, manual-folding outside mirrors
- Oil-life monitor
- Power door locks
- Power windows
- Single-zone manual air conditioning
- Swing-out passenger-side door
- Vinyl high-back front bucket seats

## KEY AVAILABLE FEATURES

Optional features and packages vary by trim level. See Order Guide for details.

- 6.6L gas V8 engine (401 hp/464 lb.-ft. of torque) with 8-speed heavy-duty automatic transmission
- 5-passenger Savana Crew Van Package
- 6-way power driver and front passenger seat
- Chrome Appearance Package
- Cloth high-back front bucket seats
- Cruise control<sup>3</sup>
- Dual batteries: 770 cold-cranking amps primary and isolated heavy-duty 770 cold-cranking amps
- Forward Collision Alert<sup>3</sup>
- Heavy-duty battery with 770 cold-cranking amps
- Heavy-duty trailering equipment
- Lane Departure Warning<sup>3</sup>
- Locking rear differential

- Rear auxiliary heater
- Rear Park Assist<sup>3</sup>
- Rear-seat air vents
- Remote Keyless Entry<sup>4</sup>
- Remote Start
- Side Blind Zone Alert<sup>3</sup>
- Sliding passenger-side door

## AVAILABLE FLEET PACKAGES

- Ambulance Package ([Click here for details.](#))
- Hotel Shuttle Package (See Order Guide for details.)
- Paratransit Package (See Order Guide for details.)

<sup>1</sup> Services subject to user terms and limitations. Certain services require working electrical system, cell reception and GPS signal. OnStar links to emergency services. See <https://www.gmenvolve.com/software/onstar> for details. <sup>2</sup> Read the Alpine Owner’s Manual included with the Rear Vision Camera system for important feature limitations and information. <sup>3</sup> Safety or driver assistance features are no substitute for the driver’s responsibility to operate the vehicle in a safe manner. Read the vehicle Owner’s Manual for important safety and driver assistance feature limitations and information. <sup>4</sup> Requires active service plan. Lock/unlock feature requires automatic locks. Remote start requires GM factory-installed and enabled remote start system. See [onstar.com](https://onstar.com) for details and limitations.







  
envolve



# 2025 CHEVROLET EXPRESS CUTAWAY

## AVAILABLE MODELS

|                               |     |                               |     |
|-------------------------------|-----|-------------------------------|-----|
| 3500 RWD – 139-inch wheelbase | 1WT | 4500 RWD – 159-inch wheelbase | 2WT |
| 3500 RWD – 159-inch wheelbase | 1WT | 4500 RWD – 177-inch wheelbase | 2WT |
| 3500 RWD – 177-inch wheelbase | 1WT |                               |     |

## EXTERIOR COLORS

 Black

 Red Hot

 Silver Ice Metallic

 Summit White

NOTE: Exterior colors vary by trim level. See Order Guide for details.

2024 Chevrolet Express Cutaway 3500 shown.

HIGHLIGHTS



AVAILABLE  
**57-GALLON**  
Fuel Tank (Approx.)



UP TO  
**14,200 LBS.**  
Max. Available GVWR<sup>1</sup>



AVAILABLE  
**6.6L GAS V8**  
Engine Option

# KEY STANDARD FEATURES

Features based on 1WT (3500) and 2WT (4500) models unless otherwise shown.

## SAFETY + SECURITY

Rear Vision Camera<sup>2</sup> (in-mirror, camera and cable shipped loose) (10,000-lb. GVWR<sup>1</sup> and under)

Theft-deterrent system

Tire Pressure Monitoring System (3500 models with 9,900-lb. GVWR<sup>1</sup>)

## PERFORMANCE

4.3L V6 engine (276 hp/298 lb.-ft. of torque) with 8-speed automatic transmission (standard on 3500 models with 139-inch wheelbase)

6.6L gas V8 engine (401 hp/464 lb.-ft. of torque) with 8-speed heavy-duty automatic transmission (standard on 3500 models with 159- and 177-inch wheelbase and all 4500 models)

4-wheel antilock disc brakes

150-amp alternator

Hill Start Assist

StabiliTrak<sup>®</sup> Electronic Stability Control System

## PRODUCTIVITY + DRIVE EXPERIENCE

16-inch wheels

120-volt power outlet

Black rubberized-vinyl floor covering

Body-on-frame

Daytime Running Lamps

Driver Information Center

Single-zone manual air conditioning

Vinyl high-back front bucket seats

## KEY AVAILABLE FEATURES

Optional features and packages vary by trim level. See Order Guide for details.

6.6L gas V8 engine (401 hp/464 lb.-ft. of torque) with 8-speed heavy-duty automatic transmission (available on 3500 models with 139-inch wheelbase)

57-gallon fuel tank (approx.)

Cloth high-back front bucket seats

Cruise control<sup>3</sup>

Dual batteries: 770 cold-cranking amps primary and isolated heavy-duty 770 cold-cranking amps

Dual rear wheels

Extended mirrors

Forward Collision Alert<sup>3</sup>

Heated, power-adjustable, manual-folding outside mirrors

Heavy-duty battery with 770 cold-cranking amps

High idle switch

Lane Departure Warning<sup>3</sup>

Locking rear differential

Power door locks

Power windows

Rear Vision Camera (in-mirror)<sup>2</sup>, camera and cable shipped loose (models over 10,000-lb. GVWR<sup>1</sup>)

Remote Keyless Entry<sup>4</sup>

Remote Start

## AVAILABLE FLEET PACKAGES

Ambulance Package ([Click here for details.](#))

RV Package ([Click here for details.](#))

School Bus Package ([Click here for details.](#))

Shuttle Bus Package ([Click here for details.](#))

<sup>1</sup> Maximum Gross Vehicle Weight Rating (GVWR). When properly equipped; includes weight of vehicle, passengers, cargo and equipment. <sup>2</sup> Read the Alpine Owner's Manual included with the Rear Vision Camera system for important feature limitations and information. <sup>3</sup> Safety or driver assistance features are no substitute for the driver's responsibility to operate the vehicle in a safe manner. Read the vehicle Owner's Manual for important feature limitations and information. <sup>4</sup> Requires active service plan. Lock/unlock feature requires automatic locks. Remote start requires GM factory-installed and enabled remote start system. See onstar.com for details and limitations.



envolve

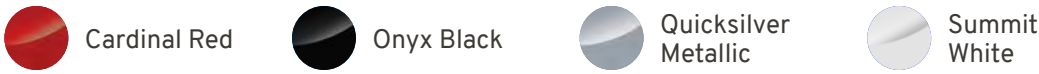


# 2025 GMC SAVANA CUTAWAY

## AVAILABLE MODELS

|                               |     |                               |     |
|-------------------------------|-----|-------------------------------|-----|
| 3500 RWD – 139-inch wheelbase | 1WT | 4500 RWD – 159-inch wheelbase | 2WT |
| 3500 RWD – 159-inch wheelbase | 1WT | 4500 RWD – 177-inch wheelbase | 2WT |
| 3500 RWD – 177-inch wheelbase | 1WT |                               |     |

## EXTERIOR COLORS



NOTE: Exterior colors vary by trim level. See Order Guide for details.

2025 GMC Savana Cutaway 3500 shown.

HIGHLIGHTS



AVAILABLE  
**57-GALLON**  
Fuel Tank (Approx.)



UP TO  
**14,200 LBS.**  
Max. Available GVWR<sup>1</sup>



AVAILABLE  
**6.6L GAS V8**  
Engine Option

# KEY STANDARD FEATURES

Features based on 1WT (3500) and 2WT (4500) models unless otherwise shown.

## SAFETY + SECURITY

Rear Vision Camera<sup>2</sup> (in-mirror, camera and cable shipped loose) (10,000-lb. GVWR<sup>1</sup> and under)

Theft-deterrent system

Tire Pressure Monitoring System (3500 models with 9,900-lb. GVWR<sup>1</sup>)

## PERFORMANCE

4.3L V6 engine (276 hp/298 lb.-ft. of torque) with 8-speed automatic transmission (standard on 3500 models with 139-inch wheelbase)

6.6L gas V8 engine (401 hp/464 lb.-ft. of torque) with 8-speed heavy-duty automatic transmission (standard on 3500 models with 159- and 177-inch wheelbase and all 4500 models)

4-wheel antilock disc brakes

150-amp alternator

Hill Start Assist

StabiliTrak<sup>®</sup> Electronic Stability Control System

## PRODUCTIVITY + DRIVE EXPERIENCE

16-inch wheels

120-volt power outlet

Black rubberized-vinyl floor covering

Body-on-frame

Daytime Running Lamps

Driver Information Center

Single-zone manual air conditioning

Vinyl high-back front bucket seats

## KEY AVAILABLE FEATURES

Optional features and packages vary by trim level. See Order Guide for details.

6.6L gas V8 engine (401 hp/464 lb.-ft. of torque) with 8-speed heavy-duty automatic transmission (available on 3500 models with 139-inch wheelbase)

57-gallon fuel tank (approx.)

Cloth high-back front bucket seats

Cruise control<sup>3</sup>

Dual batteries: 770 cold-cranking amps primary and isolated heavy-duty 770 cold-cranking amps

Dual rear wheels

Extended mirrors

Forward Collision Alert<sup>3</sup>

Heated, power-adjustable, manual-folding outside mirrors

Heavy-duty battery with 770 cold-cranking amps

High idle switch

Lane Departure Warning<sup>3</sup>

Locking rear differential

Power door locks

Power windows

Rear Vision Camera (in-mirror, camera and cable shipped loose)<sup>2</sup> (models over 10,000-lb. GVWR<sup>1</sup>)

Remote Keyless Entry<sup>4</sup>

Remote Start

## AVAILABLE FLEET PACKAGES

Ambulance Package ([Click here for details.](#))

RV Package ([Click here for details.](#))

School Bus Package ([Click here for details.](#))

Shuttle Bus Package ([Click here for details.](#))

<sup>1</sup> Maximum Gross Vehicle Weight Rating (GVWR). When properly equipped; includes weight of vehicle, passengers, cargo and equipment. <sup>2</sup> Read the Alpine Owner's Manual included with the Rear Vision Camera system for important feature limitations and information. <sup>3</sup> Safety or driver assistance features are no substitute for the driver's responsibility to operate the vehicle in a safe manner. Read the vehicle Owner's Manual for important feature limitations and information. <sup>4</sup> Requires active service plan. Lock/unlock feature requires automatic locks. Remote start requires GM factory-installed and enabled remote start system. See onstar.com for details and limitations.







2025 Chevrolet Blazer EV PPV shown.

# SPECIALTY VEHICLES



envolve



CLICK VEHICLE NAME BELOW TO SEE DIMENSIONS + CAPACITIES



2026 Chevrolet Silverado 1500 PPV shown. Vehicle shown with upfits from an independent supplier and are not covered by the GM New Vehicle Limited Warranty. GM is not responsible for the safety and quality of independent supplier alterations.

## 2026 CHEVROLET SILVERADO 1500 POLICE PURSUIT VEHICLE

|   |            |
|---|------------|
| Cabs/configurations   | Crew       |
| Box length  | 5' 8"      |
| Wheelbase   | 147 in.    |
| Overall length  | 231.8 in.  |
| Max. seating capacity   | 6          |
| Max. payload <sup>1</sup>   | 1,850 lbs. |
| Max. trailering capacity <sup>2</sup><br>(when properly equipped) | 9,300 lbs. |
| Max. GVWR <sup>3</sup>  | 7,100 lbs. |
| Wheel size  | 20 in.     |

<sup>1</sup> These maximum payload ratings are intended for comparison purposes only. Before you buy a vehicle or use it to haul people or cargo, carefully review the Vehicle Loading section of the Owner's Manual and check the carrying capacity of your specific vehicle on the label on the inside of the driver's door jamb. <sup>2</sup> Maximum trailering ratings are intended for comparison purposes only. Before you buy a vehicle or use it for trailering, carefully review the trailering section of the Owner's Manual. The trailering capacity of your specific vehicle may vary. The weight of passengers, cargo and options or accessories may reduce the amount you can trailer. <sup>3</sup> Maximum Gross Vehicle Weight Rating (GVWR). When properly equipped; includes weight of vehicle, passengers, cargo and equipment.



CLICK VEHICLE NAME BELOW TO SEE DIMENSIONS + CAPACITIES



2025 Chevrolet Tahoe PPV shown. Vehicle shown with upfits from an independent supplier and are not covered by the GM New Vehicle Limited Warranty. GM is not responsible for the safety and quality of independent supplier alterations.

## 2026 CHEVROLET TAHOE POLICE PURSUIT VEHICLE

View Full Details

|   |                                  |
|---|----------------------------------|
| Overall length  | 211.3 in.                        |
| Overall width (w/o mirrors)                                       | 81.0 in.                         |
| Overall height  | 75.8 in. (2WD)<br>75.9 in. (4WD) |
| Max. seating capacity   | 6                                |
| Head room (front/rear)  | 42.3 in./38.9 in.                |
| Shoulder room (front/rear)  | 65.6 in./64.6 in.                |
| Leg room (front/rear)   | 44.5 in./42 in.                  |
| Max. cargo volume <sup>1</sup>                                    | 125.9 cu. ft.                    |
| Max. trailering capacity <sup>2</sup><br>(when properly equipped) | 6,000 lbs.                       |

1 Behind front row. Cargo and load capacity limited by weight and distribution. 2 Maximum trailering ratings are intended for comparison purposes only. Before you buy a vehicle or use it for trailering, carefully review the Trailering section of the Owner's Manual. The trailering capacity of your specific vehicle may vary. The weight of passengers, cargo and options or accessories may reduce the amount you can trailer.



CLICK VEHICLE NAME BELOW TO SEE DIMENSIONS + CAPACITIES



Preproduction 2026 Chevrolet Blazer EV PPV shown. Vehicle shown with upfits from an independent supplier and are not covered by the GM New Vehicle Limited Warranty. GM is not responsible for the safety and quality of independent supplier alterations.

## 2026 CHEVROLET BLAZER EV POLICE PURSUIT VEHICLE

|   |                   |
|---|-------------------|
| Overall length  | 192.6 in.         |
| Overall width (w/o mirrors)                                       | 78.0 in.          |
| Overall height  | 64.7 in.          |
| Max. seating capacity   | 5                 |
| Head room (front/rear)  | 40.8 in./38.1 in. |
| Shoulder room (front/rear)  | 58.7 in./58.3 in. |
| Leg room (front/rear)   | 44.2 in./38.9 in. |
| Max. cargo volume <sup>1</sup>                                    | 59.1 cu. ft.      |
| Max. trailering capacity <sup>2</sup><br>(when properly equipped) | 1,000 lbs.        |

<sup>1</sup> With rear seat folded. Cargo and load capacity limited by weight and distribution. <sup>2</sup> With performance two-motor AWD propulsion. Maximum trailering ratings are intended for comparison purposes only. Before you buy a vehicle or use it for trailering, carefully review the Trailering section of the Owner's Manual. The trailering capacity of your specific vehicle may vary. The weight of passengers, cargo and options or accessories may reduce the amount you can trailer.



CLICK VEHICLE NAME BELOW TO SEE DIMENSIONS + CAPACITIES



2025 Chevrolet Silverado 1500 SSV shown. Vehicle shown with upfits from an independent supplier and are not covered by the GM New Vehicle Limited Warranty. GM is not responsible for the safety and quality of independent supplier alterations.

## 2026 CHEVROLET SILVERADO 1500 SPECIAL SERVICE VEHICLE

|  |  |
|--|--|
| Cabs/configurations  | Crew   |
| Box length   | 5' 8"/6' 6"                                      |
| Wheelbase  | 147 in./157 in.                                  |
| Overall length   | 231.8 in./ 241.4 in.                             |
| Max. seating capacity  | 6  |
| Max. payload <sup>1</sup>                                      | 1,990 lbs. (Short Bed)/1,930 lbs. (Standard Bed) |
| Max. trailering capacity <sup>2</sup> (when properly equipped) | 9,300 lbs. (Short Bed)/9,200 lbs. (Standard Bed) |
| Max. GVWR <sup>3</sup>   | 7,100 lbs.                                       |
| Wheel size   | 17 in.   |

1 These maximum payload ratings are intended for comparison purposes only. Before you buy a vehicle or use it to haul people or cargo, carefully review the Vehicle Loading section of the Owner's Manual and check the carrying capacity of your specific vehicle on the label on the inside of the driver's door jamb. 2 Maximum trailering ratings are intended for comparison purposes only. Before you buy a vehicle or use it for trailering, carefully review the trailering section of the Owner's Manual. The trailering capacity of your specific vehicle may vary. The weight of passengers, cargo and options or accessories may reduce the amount you can trailer. 3 Maximum Gross Vehicle Weight Rating (GVWR). When properly equipped; includes weight of vehicle, passengers, cargo and equipment.



CLICK VEHICLE NAME BELOW TO SEE DIMENSIONS + CAPACITIES



2026 Chevrolet Tahoe SSV shown. Vehicle shown with upfits from an independent supplier and are not covered by the GM New Vehicle Limited Warranty. GM is not responsible for the safety and quality of independent supplier alterations.

## 2026 CHEVROLET TAHOE SPECIAL SERVICE VEHICLE

View Full Details

|   |                   |
|---|-------------------|
| Overall length  | 211.3 in.         |
| Overall width (w/o mirrors)                                       | 81.0 in.          |
| Overall height  | 75.9 in.          |
| Max. seating capacity   | 6                 |
| Head room (front/rear)  | 42.3 in./38.9 in. |
| Shoulder room (front/rear)  | 65.6 in./64.6 in. |
| Leg room (front/rear)   | 44.5 in./42 in.   |
| Max. cargo volume <sup>1</sup>                                    | 125.9 cu. ft.     |
| Max. trailering capacity <sup>2</sup><br>(when properly equipped) | 7,700 lbs.        |

<sup>1</sup> Behind front row. Cargo and load capacity limited by weight and distribution. <sup>2</sup> With available (NHT) Max Trailering Package. Maximum trailering ratings are intended for comparison purposes only. Before you buy a vehicle or use it for trailering, carefully review the Trailering section of the Owner's Manual. The trailering capacity of your specific vehicle may vary. The weight of passengers, cargo and options or accessories may reduce the amount you can trailer.



CLICK VEHICLE NAME BELOW TO SEE DIMENSIONS + CAPACITIES



2024 GMC Savana Cutaway shown. Vehicle shown with upfits from an independent supplier and are not covered by the GM New Vehicle Limited Warranty. GM is not responsible for the safety and quality of independent supplier alterations.

2025 SCHOOL BUS/SHUTTLE BUS APPLICATIONS

View Full Details

|                           | 3500 Cutaway                |             | 4500 Cutaway |             |
|---------------------------|-----------------------------|-------------|--------------|-------------|
| Wheelbase                 | 139 in.                     | 159 in.     | 159 in.      | 177 in.     |
| Frame yield strength      | 33,000 psi                  | 33,000 psi  | 33,000 psi   | 33,000 psi  |
| Max. payload <sup>1</sup> | 5,360 lbs.<br>(School Bus)  | 5,070 lbs.  | 8,920 lbs.   | 8,870 lbs.  |
|                           | 5,130 lbs.<br>(Shuttle Bus) |             |              |             |
| GVWR <sup>2</sup> options | 9,900-12,300 lbs.           | 12,300 lbs. | 14,200 lbs.  | 14,200 lbs. |
| Body width                | 79.2 in. (SRW)              | 94.5 in.    | 94.5 in.     | 94.5 in.    |
|                           | 94.5 in. (DRW)              |             |              |             |
| Cab to axle               | 80 in.                      | 100 in.     | 100 in.      | 118 in.     |
| Cab to end of frame       | 148.4 in.                   | 168.4 in.   | 168.4 in.    | 186.4 in.   |

1 These maximum payload ratings are intended for comparison purposes only. Before you buy a vehicle or use it to haul people or cargo, carefully review the Vehicle Loading section of the Owner's Manual and check the carrying capacity of your specific vehicle on the label on the inside of the driver's door jamb. 2 Maximum Gross Vehicle Weight Rating (GVWR). When properly equipped; includes weight of vehicle, passengers, cargo and equipment.



envolve



CLICK VEHICLE NAME BELOW TO SEE DIMENSIONS + CAPACITIES



2024 Chevrolet Express Cutaway shown. Vehicle shown with upfits from an independent supplier and are not covered by the GM New Vehicle Limited Warranty. GM is not responsible for the safety and quality of independent supplier alterations.

2025 RV APPLICATIONS

View Full Details

|                           | 3500 Cutaway                      |                                   |                                   | 4500 Cutaway                      |
|---------------------------|-----------------------------------|-----------------------------------|-----------------------------------|-----------------------------------|
| Mechanical/<br>Capacities |                                   |                                   |                                   |                                   |
| Wheelbase                 | 139 in.                           | 159 in.                           | 177 in.                           | 159 in.                           |
| Frame yield strength      | 33,000 psi                        | 33,000 psi                        | 33,000 psi                        | 33,000 psi                        |
| Max. payload¹             | 5,360 lbs.                        | 5,070 lbs.                        | 7,080 lbs.                        | 8,920 lbs.                        |
| GVWR² options             | 9,900 lbs.                        | 9,900 lbs.                        | 12,300 lbs.                       | 14,200 lbs.                       |
| Exterior<br>Dimensions    |                                   |                                   |                                   |                                   |
| Body width                | 79.25 in. (SRW)<br>94.5 in. (DRW) | 79.25 in. (SRW)<br>94.5 in. (DRW) | 79.25 in. (SRW)<br>94.5 in. (DRW) | 79.25 in. (SRW)<br>94.5 in. (DRW) |
| Cab to axle               | 80 in.                            | 100 in.                           | 100 in.                           | 118 in.                           |
| Cab to end of frame       | 148.4 in.                         | 168.4 in.                         | 168.4 in.                         | 186.4 in.                         |

1 These maximum payload ratings are intended for comparison purposes only. Before you buy a vehicle or use it to haul people or cargo, carefully review the Vehicle Loading section of the Owner's Manual and check the carrying capacity of your specific vehicle on the label on the inside of the driver's door jamb. 2 Maximum Gross Vehicle Weight Rating (GVWR). When properly equipped; includes weight of vehicle, passengers, cargo and equipment.



CLICK VEHICLE NAME BELOW TO SEE DIMENSIONS + CAPACITIES



2025 GMC Savana Cutaway shown. Vehicle shown with upfits from an independent supplier and are not covered by the GM New Vehicle Limited Warranty. GM is not responsible for the safety and quality of independent supplier alterations.

2025 AMBULANCE APPLICATIONS

View Full Details

|                           | 3500 HD Regular Cab Chassis Cab      | 3500 Cargo Van   | 3500 Cutaway        | 4500 Cutaway |
|---------------------------|--------------------------------------|------------------|---------------------|--------------|
| Mechanical/ Capacities    |                                      |                  |                     |              |
| Frame yield strength      | 33,000 lbs.                          | 33,000 lbs.      | 33,000 lbs.         | 33,000 lbs.  |
| Max. payload <sup>1</sup> | 6,459 lbs. (2WD)<br>6,153 lbs. (4WD) | 4,060-4,090 lbs. | 7,120-7,150 lbs.    | 8,920 lbs.   |
| GVWR <sup>2</sup> options | 14,000 lbs.                          | 9,600-9,900 lbs. | 12,300 lbs.         | 14,200 lbs.  |
| Exterior Dimensions       |                                      |                  |                     |              |
| Wheelbase                 | 171 in.                              | 155 in.          | 139 in./159 in.     | 159 in.      |
| Body width                | 81.7 in.                             | 79.2 in.         | 94.5 in.            | 94.5 in.     |
| Cab to axle               | 84.5 in.                             | –                | 80 in./100 in.      | 100 in.      |
| Cab to end of frame       | –                                    | –                | 148.4 in./168.4 in. | 168.4 in.    |

<sup>1</sup> These maximum payload ratings are intended for comparison purposes only. Before you buy a vehicle or use it to haul people or cargo, carefully review the Vehicle Loading section of the Owner's Manual and check the carrying capacity of your specific vehicle on the label on the inside of the driver's door jamb. <sup>2</sup> Maximum Gross Vehicle Weight Rating (GVWR). When properly equipped; includes weight of vehicle, passengers, cargo and equipment.



# 2026 CHEVROLET SILVERADO 1500 POLICE PURSUIT VEHICLE

## AVAILABLE MODELS

Work Truck 4WD Crew Cab Short Bed 1WT

NOTE: Requires WT Convenience Package (PCV). Also requires either Z71 Off-Road Package (Z71) or Suspension Package (Z7X).

## EXTERIOR COLORS



Black



Red Hot



Sterling Gray  
Metallic



Summit  
White

NOTE: Exterior colors vary by trim level. Multiple SEO colors also available. See Order Guide for details.

2026 Chevrolet Silverado 1500 PPV shown. Vehicle shown with upfits from an independent supplier and are not covered by the GM New Vehicle Limited Warranty. GM is not responsible for the safety and quality of independent supplier alterations.

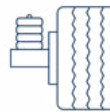
## HIGHLIGHTS



STANDARD  
**BREMBO®**  
Front Brakes with  
16-Inch Rotors



AVAILABLE  
**MULTI-FLEX**  
6-Function Tailgate



AVAILABLE  
**2-INCH**  
Factory-Installed  
Suspension Lift

# KEY STANDARD FEATURES

Features based on Work Truck model with 1WT equipment group and 9C1 package.

## SAFETY + SECURITY

Chevy Safety Assist, includes Automatic Emergency Braking<sup>1</sup>, Front Pedestrian Braking<sup>1</sup>, Lane Keep Assist with Lane Departure Warning<sup>1</sup>, Following Distance Indicator<sup>1</sup>, Forward Collision Alert<sup>1</sup> and IntelliBeam<sup>1</sup> auto high beam control

Embedded OnStar® hardware, includes 8 years of OnStar Fleet Basics<sup>2</sup>

HD Rear Vision Camera<sup>1</sup>

Tire Pressure Monitoring System (excludes spare tire) with Tire Fill Alert

## PERFORMANCE

5.3L EcoTec3 V8 engine (355 hp/383 lb.-ft. of torque)

10-speed automatic transmission, electronically controlled with overdrive and Tow/Haul Mode

2-speed Autotrac® electric transfer case with push-button control

6-piston Brembo® front brakes with 16-inch rotors

220-amp alternator

730 cold-cranking amps battery

1,850-lbs. max. payload<sup>3</sup>

9,300-lbs. max. trailering capacity<sup>4</sup>

Auto-locking rear differential

High-capacity air filter

Hill Descent Control

Police performance calibrations

Police-rated Z71® Off-Road Suspension

Skid plates, underbody

StabiliTrak® Electronic Stability Control System with Proactive Roll Avoidance and Traction Control, includes electronic Trailer Sway Control and Hill Start Assist

Trailering Package<sup>4</sup>, includes trailer hitch, 7- and 4-pin connectors and Hitch Guidance<sup>1</sup>

## PRODUCTIVITY + DRIVE EXPERIENCE

20-inch Black-painted steel wheels with all-terrain tires

40/20/40 split-bench front seats

60/40 folding rear bench seats

120-volt power outlet (2)

Bluetooth® wireless technology<sup>5</sup> for select phones

Cargo tie-downs (12 welded)

Certified speedometer

CornerStep rear bumper

Cruise control<sup>1</sup>

Deep-tinted rear glass

Headlamp and taillamp flasher calibration

Heavy-duty vinyl floor covering

Matching full-size underbody spare tire with programmable Tire Pressure Monitor

Protected Idle

Recovery hooks<sup>6</sup>, 2 frame-mounted

Remote Keyless Entry<sup>7</sup>, includes 2 key fob transmitters

Remote locking tailgate with power lowering button on dash and fob

Surveillance mode interior and exterior lighting calibrations

In-Vehicle Wi-Fi® Hotspot<sup>8</sup> capable

Wireless Apple CarPlay®<sup>9</sup> and Android Auto™<sup>10</sup> compatibility

## KEY AVAILABLE FEATURES

Optional features and packages vary by trim level. See Order Guide for details.

2-inch suspension lift (retains pursuit rating)

10-way power driver seat

Common fleet key fobs

Front and Rear Park Assist<sup>1</sup> with chrome bumpers

Front center seat delete and second-row vinyl seats

Inside rear doors and windows inoperative

Lane Change Alert with Side Blind Zone Alert<sup>1</sup>

Multi-Flex Tailgate with six functional load/access features

OnStar Fleet Basics<sup>2</sup> delete

Rear Cross Traffic Braking<sup>1</sup>

Rear Pedestrian Alert<sup>1</sup>

Remote Keyless Entry<sup>7</sup> Package, includes 4 additional key fob transmitters and hidden precut key for lock cylinders in fobs

Running boards

Spotlamps available in LED or halogen

Universal Vehicle Module for aftermarket equipment

Wiring for grille lamps, siren speakers and horn/siren circuit

1 Safety or driver assistance features are no substitute for the driver's responsibility to operate the vehicle in a safe manner. Read the vehicle Owner's Manual for important safety and driver assistance feature limitations and information. 2 Services subject to user terms and limitations. Certain services require working electrical system, cell reception and GPS signal. OnStar links to emergency services. See <https://www.gmenvolve.com/software/onstar> for details. 3 These maximum payload ratings are intended for comparison purposes only. Before you buy a vehicle or use it to haul people or cargo, carefully review the Vehicle Loading section of the Owner's Manual and check the carrying capacity of your specific vehicle on the label on the inside of the driver's door jamb. 4 Maximum trailering ratings are intended for comparison purposes only. Before you buy a vehicle or use it for trailering, carefully review the trailering section of the Owner's Manual. The trailering capacity of your specific vehicle may vary. The weight of passengers, cargo and options or accessories may reduce the amount you can trailer. 5 The Bluetooth® word mark and logos are owned by the Bluetooth SIG, Inc., and any use of such marks by General Motors is under license. Other trademarks and trade names are those of their respective owners. Go to [chevrolet.com](https://chevrolet.com) to find out which phones are compatible with the vehicle. Full Bluetooth feature functionality varies by device, model and software version. 6 To avoid the risk of injury, never use recovery hooks to tow a vehicle. For more information, see the Recovery Hooks section of your Owner's Manual. 7 Requires active service plan. Lock/unlock feature requires automatic locks. Remote start requires GM factory-installed and enabled remote start system. See [onstar.com](https://onstar.com) for details and limitations. 8 Service varies with conditions and location. Requires active service plan. See [onstar.com](https://onstar.com) for details and limitations. Vehicle must be on or in the accessory position for Wi-Fi to function. 9 Vehicle user interface is a product of Apple® and its terms and privacy statements apply. Requires compatible iPhone® and data plan rates apply. Apple CarPlay®, Siri®, iPhone® and Apple Music® are trademarks of Apple, Inc., registered in the U.S. and other countries. 10 Vehicle user interface is a product of Google, and its terms and privacy statements apply. Requires the Android Auto app on Google Play and a compatible Android™ smartphone. Data plan rates apply. You can check which smartphones are compatible at [g.co/androidauto/requirements](https://g.co/androidauto/requirements). Android Auto is a trademark of Google LLC. Wireless use of Android Auto requires a compatible Android 11.0+ phone and compatible active data plan. Check [g.co/androidauto/requirements](https://g.co/androidauto/requirements) for compatibility.



envolve











# 2026 CHEVROLET TAHOE POLICE PURSUIT VEHICLE

## AVAILABLE MODELS

|                                 |     |
|---------------------------------|-----|
| Tahoe Police Package 2WD or 4WD | 1FL |
|---------------------------------|-----|

## EXTERIOR COLORS

|  |  |   |  |   |   |
|--|--|---|--|---|---|
|  Black                            |  Dark Ash Metallic      |  Dark Blue Metallic <sup>1</sup> |  Lakeshore Blue Metallic  |  MSP Blue <sup>1</sup>         |  Radiant Red Tintcoat <sup>2</sup> |
|  Silver Ice Metallic <sup>1</sup> |  Sterling Gray Metallic |  Summit White                    |  Victory Red <sup>1</sup> |  Wheatland Yellow <sup>1</sup> |  Woodland Green <sup>1</sup>       |

NOTE: Exterior colors vary by trim level. See Order Guide for details.

2025 Chevrolet Tahoe PPV shown. Vehicle shown with upfits from an independent supplier and are not covered by the GM New Vehicle Limited Warranty. GM is not responsible for the safety and quality of independent supplier alterations.

# HIGHLIGHTS



UP TO  
**125.9 CU. FT.**  
Max. Cargo Space<sup>3</sup>



STANDARD  
**5.3L EcoTec3 V8 ENGINE**



STANDARD  
**8-WAY**  
Police-Specific  
Power Driver Seat

# KEY STANDARD FEATURES

Features based on Tahoe Commercial model with 1FL equipment group and 9C1 Package.

## SAFETY + SECURITY

- Embedded OnStar<sup>®</sup> hardware, includes 8 years of OnStar Fleet Basics<sup>4</sup>
- HD Surround Vision<sup>5</sup>
- Hitch Guidance<sup>5</sup>
- Rear Park Assist<sup>5</sup>
- Rear Pedestrian Alert<sup>5</sup>

## PERFORMANCE

- 5.3L EcoTec3 V8 engine (355 hp/383 lb.-ft. of torque)
- 10-speed automatic transmission with dash-mounted gear selector
- 20-inch Firestone Firehawk Pursuit tires
- 900 cold-cranking amps primary battery with 95-amp hour rating
- 760 cold-cranking amps auxiliary battery with 70-amp hour rating
- 1,780-lbs. max. payload<sup>6</sup>
- 6,000-lbs. max. trailering capacity<sup>7</sup>
- Active Hill Hold Assist

- Column-mounted electronic shifter
- Heavy-duty, police-rated brake system with front Brembo<sup>®</sup> calipers on 16-inch rotors
- Heavy-duty, police-rated suspension
- High-output 250-amp alternator and 100-amp rear power supply
- Single-speed Autotrac<sup>®</sup> electronic transfer case (4WD only)
- Skid plate, front

## PRODUCTIVITY + DRIVE EXPERIENCE

- In-Vehicle Wi-Fi<sup>®</sup> Hotspot<sup>8</sup> capable
- 8-way police-specific power driver seat
- 11-inch diagonal multicolor Driver Information Display
- 17.7-inch diagonal advanced color LCD display
- 40/20/40 three-passenger split-folding front bench seat
- 120-volt power outlets (2)
- Black rubberized-vinyl floor covering
- Bluetooth<sup>®</sup> wireless technology<sup>9</sup> for select phones
- Class IV trailering receiver with 7-wire harness connector
- Column-mounted electronic shifter

- Engine idle hour meter
- Flashing headlamp/taillamp calibration
- Keyless Start
- LED taillamps
- Matching full-size underbody spare tire with programmable Tire Pressure Monitor
- Protected Idle
- Rear air conditioning, driver-controlled
- Remote Keyless Entry Package, includes 4 additional transmitters (programming of remotes is at customer's expense and is not a warranty expense)
- Steering wheel switches for emergency equipment
- Surveillance Mode interior and exterior lighting calibrations
- Third-row seat delete
- Universal Vehicle Module
- USB ports<sup>10</sup> (2), Type-A and Type-C, located on front console
- Wireless Apple CarPlay<sup>®11</sup> and Android Auto<sup>™12</sup> capable
- Wiring for Daytime Running Lamps override

## KEY AVAILABLE FEATURES

Optional features and packages vary by trim level. See Order Guide for details.

- 1FL Safety Package, includes Forward Collision Alert<sup>5</sup>, Lane Keep Assist with Lane Departure Warning<sup>5</sup>, Blind Zone Steering Assist<sup>5</sup>, Automatic Emergency Braking<sup>5</sup>, Rear Cross Traffic Braking<sup>5</sup>, Front Pedestrian and Bicyclist Braking<sup>5</sup>, Intersection Automatic Emergency Braking<sup>5</sup>, Side Bicyclist Alert<sup>5</sup>, Rear Camera Mirror<sup>5</sup> and IntelliBeam<sup>5</sup> auto high beam control
- Auxiliary LED dome lamp with red and white settings, headliner-mounted
- Color-keyed carpeting with removable floor mats
- Common fleet keys and fob programming
- Front center seat delete
- Inside rear doors and windows inoperative
- LED liftgate warning lamps, red and blue
- Rear Camera Mirror<sup>5</sup> with washer
- Recovery hooks<sup>13</sup>
- Remote Start
- Whelen ION<sup>™</sup> light heads (4) mounted in front grille and integrated Outer Edge<sup>®</sup> Rear Pillar with ION<sup>™</sup> light heads (6), available in multiple red/blue/white color options

1 SEO paint color; additional charge. 2 Premium paint; additional charge. 3 Behind front row. Cargo and load capacity limited by weight and distribution. 4 Services subject to user terms and limitations. Certain services require working electrical system, cell reception and GPS signal. OnStar links to emergency services. See <https://www.gmenvolve.com/software/onstar> for details. 5 Safety or driver assistance features are no substitute for the driver's responsibility to operate the vehicle in a safe manner. Read the vehicle Owner's Manual for important safety and driver assistance feature limitations and information. 6 These maximum payload ratings are intended for comparison purposes only. Before you buy a vehicle or use it to haul people or cargo, carefully review the Vehicle Loading section of the Owner's Manual and check the carrying capacity of your specific vehicle on the label on the inside of the driver's door jamb. 7 Maximum trailering ratings are intended for comparison purposes only. Before you buy a vehicle or use it for trailering, carefully review the Trailering section of the Owner's Manual. The trailering capacity of your specific vehicle may vary. The weight of passengers, cargo and options or accessories may reduce the amount you can trailer. 8 Service varies with conditions and location. Requires active service plan. See [onstar.com](https://onstar.com) for details and limitations. Vehicle must be on or in the accessory position for Wi-Fi to function. 9 The Bluetooth<sup>®</sup> word mark and logos are owned by the Bluetooth SIG, Inc., and any use of such marks by General Motors is under license. Other trademarks and trade names are those of their respective owners. Go to [chevrolet.com](https://chevrolet.com) to find out which phones are compatible with the vehicle. Full Bluetooth feature functionality varies by device, model and software version. 10 Not compatible with all devices. 11 Vehicle user interface is a product of Apple<sup>®</sup> and its terms and privacy statements apply. Requires compatible iPhone<sup>®</sup> and data plan rates apply. Apple CarPlay<sup>®</sup>, Siri<sup>®</sup>, iPhone<sup>®</sup> and Apple Music<sup>®</sup> are trademarks of Apple, Inc., registered in the U.S. and other countries. 12 Vehicle user interface is a product of Google, and its terms and privacy statements apply. Requires the Android Auto app on Google Play and a compatible Android<sup>™</sup> smartphone. Data plan rates apply. You can check which smartphones are compatible at [g.co/androidauto/requirements](https://g.co/androidauto/requirements). Android and Android Auto are trademarks of Google LLC. Wireless use of Android Auto requires a compatible Android 11.0+ phone and compatible active data plan. Check [g.co/androidauto/requirements](https://g.co/androidauto/requirements) for compatibility. 13 To avoid the risk of injury, never use recovery hooks to tow a vehicle. For more information, see the Recovery Hooks section of your Owner's Manual.







  
envolve













# 2026 CHEVROLET BLAZER EV POLICE PURSUIT VEHICLE

## AVAILABLE MODELS

|                                  |               |
|----------------------------------|---------------|
| Blazer EV Police Pursuit Vehicle | 2FL (9C1/9C3) |
|----------------------------------|---------------|

## EXTERIOR COLORS

|   |   |  |  |   |
|---|---|--|--|---|
|  Black                 |  Dark Blue Metallic (SEO)  |  Galaxy Gray Metallic   |  MSP Goose Blue (SEO) |  Radiant Red Tintcoat¹ |
|  Riptide Blue Metallic |  Silver Ice Metallic (SEO) |  Sterling Gray Metallic |  Summit White         |  Victory Red (SEO)     |

NOTE: Exterior colors vary by trim level. See Order Guide for details.

Preproduction 2026 Chevrolet Blazer EV PPV shown. Vehicle shown with upfits from an independent supplier and are not covered by the GM New Vehicle Limited Warranty. GM is not responsible for the safety and quality of independent supplier alterations.

# HIGHLIGHTS



UP TO  
**25.5 CU. FT.**  
Max. Cargo Space²  
Behind Second Row



UP TO  
**130 MPH**  
Projected Top Speed  
Without Aftermarket  
Equipment



EPA-ESTIMATED  
**TBD MILES**  
Of Range³

# KEY STANDARD FEATURES

Features based on Blazer EV PPV model with 2FL equipment group and 9C1 Package.

## SAFETY + SECURITY

- Embedded OnStar® hardware, includes 8 years of OnStar Fleet Basics⁴
- HD Rear Vision Camera⁵
- Rear Camera Mirror⁵ with washer
- Rear Park Assist⁵
- Safety Alert Seat⁵
- Tire Pressure Monitoring System with Tire Fill Alert

## PERFORMANCE

- 20-amp relay (2) in front console area
- 30-amp and 40-amp relay in cargo area
- 50-amp front-row/100-amp cargo-area battery feed and grounds
- 1,000-lbs. max. trailering capacity⁶
- Brembo® front brakes with 15.3-inch rotors
- Dedicated 400-volt to 12-volt Power Module Reducer to support emergency equipment
- Dedicated electrical center with harnesses in the front row (30 circuits) and rear cargo area (56 circuits) for aftermarket equipment

- 19-kW Level 2 (AC) charging capability⁷
- DC fast charging for public charging rates up to 190 kW⁸
- Dual Level Charge Cord, 120- and 240-volt capability⁹
- Engineered for 100 amps of continuous emergency equipment loads
- Heavy-duty police-rated suspension
- Police performance calibrations
- Steel underbody skid plates

## PRODUCTIVITY + DRIVE EXPERIENCE

- In-Vehicle Wi-Fi® Hotspot¹⁰ capable
- 8-way power driver seat and 6-way power front passenger seat
- 11-inch diagonal Driver Information Center
- 17.7-inch diagonal advanced color LCD display with Google built-in¹¹ compatibility
- 20-inch steel wheels with bolted-on Black center caps
- 60/40 split, fold-flat rear seat
- Cargo tie-downs (2)
- Cruise control¹⁵, electronic with set and resume speed
- Daytime Running Lamps

- Driver Exit Auto Park (DEAP)
- Firestone Firehawk Pursuit all-season tires
- Front console delete
- Heavy-duty, rubberized-vinyl floor covering
- Keyless Open, includes extended-range Remote Keyless Entry¹²
- Police-specific cloth front seats and second-row vinyl seating
- Automatic Protected Idle (20-50 hours with emergency equipment on full charge)
- Rainsense™ front wipers
- Removable false cargo area floor
- Steering wheel switches (2) for emergency equipment
- Surveillance mode interior and exterior lighting calibrations
- Tilt/telescoping steering column
- Tire inflator kit
- Universal Vehicle Module for integrating aftermarket equipment

## KEY AVAILABLE FEATURES

Optional features and packages vary by trim level. See Order Guide for details.

- Auxiliary LED dome lamp with red and white settings, headliner-mounted

- Auxiliary speaker wiring for upfitter connection to front door and windshield speakers
- Common fleet keys
- Daytime Running Lamps delete
- Deep-tinted rear-window and rear-quarter glass
- Detective Police Package (9C3), includes retail floor console with armrest, color-keyed carpeting in occupant area and black cloth front- and second-row seating
- Inside rear doors and windows inoperative
- LED liftgate warning lamps, red and blue
- LED spotlight, driver-side
- Non-tinted, solar-absorbing rear fixed glass
- Remote Keyless Entry Package¹², includes 4 additional key fob transmitters¹³
- Street Appearance option, includes 22-inch aluminum wheels, self-sealing tires and a city brake package
- Whelen ION™ light heads (2) mounted on each exterior corner, available in multiple red/blue/white color options
- Wiring for siren speakers and department radio speaker communications

1 Premium paint; additional charge. 2 Cargo and load capacity limited by weight and distribution. 3 On a full charge. Actual range may vary based on several factors, including ambient temperature, terrain, battery age and condition, loading, and how you use and maintain your vehicle. 4 Services subject to user terms and limitations. Certain services require working electrical system, cell reception and GPS signal. OnStar links to emergency services. See <https://www.gmenvolve.com/software/onstar> for details. 5 Safety or driver assistance features are no substitute for the driver's responsibility to operate the vehicle in a safe manner. Read the vehicle Owner's Manual for important safety and driver assistance feature limitations and information. 6 Maximum trailering ratings are intended for comparison purposes only. Before you buy a vehicle or use it for trailering, carefully review the Trailering section of the Owner's Manual. The trailering capacity of your specific vehicle may vary. The weight of passengers, cargo and options or accessories may reduce the amount you can trailer. 7 Requires professionally installed dedicated charge station, sold separately. 8 Requires public DC Fast Charger. Actual charge times will vary based on battery starting state of charge, battery condition, output of charger, vehicle settings and outside temperature. See the vehicle Owner's Manual for additional limitations. 9 May require a new outlet, sold separately, and professional installation. Actual charge times will vary based on battery condition, output of charger, vehicle settings and battery temperature. See the Owner's Manuals for your vehicle and charger for additional details and limitations. 10 Service varies with conditions and location. Requires active service plan. See [onstar.com](https://onstar.com) for details and limitations. Vehicle must be on or in the accessory position for Wi-Fi to function. 11 Google built-in services are subject to limitations and availability may vary by vehicle, infotainment system, and location. Select service plan required. Certain Google actions and functionality may require account linking. User terms and privacy statements apply. Google, Android Auto, Google Play and Google Maps are trademarks of Google LLC. 12 Requires active service plan. Lock/unlock feature requires automatic locks. Remote start requires GM factory-installed and enabled remote start system. See [onstar.com](https://onstar.com) for details and limitations. 13 Programming of four additional remotes is at customer's expense. Programming remotes is not a warranty expense.



envolve



# 2026 CHEVROLET SILVERADO 1500 SPECIAL SERVICE VEHICLE

## AVAILABLE MODELS

|  |     |
|--|-----|
| Work Truck 4WD (Crew Cab only)               | 1WT |
| NOTE: Requires WT Convenience Package (PCV). |     |

## EXTERIOR COLORS

|   |   |  |  |
|---|---|--|--|
|  Black |  Red Hot |  Sterling Gray Metallic |  Summit White |
|---|---|--|--|

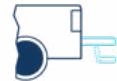
NOTE: Exterior colors vary by trim level. Multiple SEO colors also available. See Order Guide for details.

2025 Chevrolet Silverado 1500 SSV shown. Vehicle shown with upfits from an independent supplier and are not covered by the GM New Vehicle Limited Warranty. GM is not responsible for the safety and quality of independent supplier alterations.

# HIGHLIGHTS



STANDARD  
**5.3L V8**  
EcoTec3 Engine



AVAILABLE  
**MULTI-FLEX**  
6-Function Tailgate



STANDARD  
**12 TIE-DOWNS**  
Welded Cargo Tie-Downs

# KEY STANDARD FEATURES

Features based on Work Truck model with 1WT equipment group and 5W4 package.

## SAFETY + SECURITY

Chevy Safety Assist, includes Automatic Emergency Braking<sup>1</sup>, Front Pedestrian Braking<sup>1</sup>, Lane Keep Assist with Lane Departure Warning<sup>1</sup>, Following Distance Indicator<sup>1</sup>, Forward Collision Alert<sup>1</sup> and IntelliBeam<sup>1</sup> auto high beam control

Embedded OnStar<sup>®</sup> hardware, includes 8 years of OnStar Fleet Basics<sup>2</sup>

HD Rear Vision Camera<sup>1</sup>

Tire Pressure Monitoring System (excludes spare tire) with Tire Fill Alert

## PERFORMANCE

5.3L EcoTec3 V8 engine (355 hp/383 lb.-ft. of torque)

4-wheel antilock disc brakes with Duralife<sup>™</sup> brake rotors

10-speed automatic transmission, electronically controlled with overdrive and Tow/Haul Mode

220-amp alternator

730 cold-cranking amps battery

Auto-locking rear differential

Brake Pad Life Monitor

High-capacity air filter

Max. payload<sup>3</sup>: 1,990 lbs. (Short Bed)/1,930 lbs. (Standard Bed)

Max. trailering capacity<sup>4</sup>: 9,300 lbs. (Short Bed)/9,200 lbs. (Standard Bed)

StabiliTrak<sup>®</sup> Electronic Stability Control System with Proactive Roll Avoidance and Traction Control, includes electronic Trailer Sway Control and Hill Start Assist

## PRODUCTIVITY + DRIVE EXPERIENCE

17-inch steel wheels with all-season tires

40/20/40 split-bench front seat

60/40 folding rear bench seat

120-volt power outlet (2)

Bluetooth<sup>®</sup> wireless technology<sup>5</sup> for select phones

Cargo tie-downs (12 welded)

CornerStep rear bumper

Cruise control<sup>1</sup>

Deep-tinted rear glass

EZ-Lift Power Lock and Release Tailgate

Headlamp and taillamp flasher calibration

Heavy-duty vinyl floor covering

Power windows and door locks

Protected Idle

Recovery hooks<sup>6</sup>, 2 frame-mounted

Remote Keyless Entry<sup>7</sup>, includes 2 key fob transmitters

Short (5' 8") or Standard (6' 6") cargo bed

Surveillance mode interior and exterior lighting calibrations

Trailering Package<sup>4</sup>, includes trailer hitch, 7- and 4-pin connectors and Hitch Guidance<sup>1</sup>

In-Vehicle Wi-Fi<sup>®</sup> Hotspot<sup>8</sup> capable

Wireless Apple CarPlay<sup>®9</sup> and Android Auto<sup>™10</sup> compatibility

## KEY AVAILABLE FEATURES

Optional features and packages vary by trim level. See Order Guide for details.

10-way power driver seat

17-inch aluminum or Black-painted steel wheels

Adaptive Cruise Control<sup>1</sup>

Chevytec spray-on bedliner<sup>11</sup>

Front and Rear Park Assist<sup>1</sup> with chrome bumpers

Front center seat delete

Goodyear Wrangler Territory<sup>®</sup> MT tires

Inside rear doors and windows inoperative

Lane Change Alert with Side Blind Zone Alert<sup>1</sup>

Multi-Flex Tailgate with six functional load/access features

Rear Cross Traffic Braking<sup>1</sup>

Rear Pedestrian Alert<sup>1</sup>

Remote Keyless Entry<sup>7</sup> Package, includes 4 additional key fob transmitters<sup>12</sup>

Running boards

Spotlights available in LED or halogen

Universal Vehicle Module for integrating aftermarket equipment

Wiring for grille lamps, siren speakers and horn/siren circuit

1 Safety or driver assistance features are no substitute for the driver's responsibility to operate the vehicle in a safe manner. Read the vehicle Owner's Manual for important safety and driver assistance feature limitations and information. 2 Services subject to user terms and limitations. Certain services require working electrical system, cell reception and GPS signal. OnStar links to emergency services. See <https://www.gmenvolve.com/software/onstar> for details. 3 These maximum payload ratings are intended for comparison purposes only. Before you buy a vehicle or use it to haul people or cargo, carefully review the Vehicle Loading section of the Owner's Manual and check the carrying capacity of your specific vehicle on the label on the inside of the driver's door jamb. 4 Maximum trailering ratings are intended for comparison purposes only. Before you buy a vehicle or use it for trailering, carefully review the trailering section of the Owner's Manual. The trailering capacity of your specific vehicle may vary. The weight of passengers, cargo and options or accessories may reduce the amount you can trailer. 5 The Bluetooth<sup>®</sup> word mark and logos are owned by the Bluetooth SIG, Inc., and any use of such marks by General Motors is under license. Other trademarks and trade names are those of their respective owners. Go to [chevrolet.com](https://chevrolet.com) to find out which phones are compatible with the vehicle. Full Bluetooth feature functionality varies by device, model and software version. 6 To avoid the risk of injury, never use recovery hooks to tow a vehicle. For more information, see the Recovery Hooks section of your Owner's Manual. 7 Requires active service plan. Lock/unlock feature requires automatic locks. Remote start requires GM factory-installed and enabled remote start system. See [onstar.com](https://onstar.com) for details and limitations. 8 Service varies with conditions and location. Requires active service plan. See [onstar.com](https://onstar.com) for details and limitations. Vehicle must be on or in the accessory position for Wi-Fi to function. 9 Vehicle user interface is a product of Apple<sup>®</sup> and its terms and privacy statements apply. Requires compatible iPhone<sup>®</sup> and data plan rates apply. Apple CarPlay<sup>®</sup>, Siri<sup>®</sup>, iPhone<sup>®</sup> and Apple Music<sup>®</sup> are trademarks of Apple, Inc., registered in the U.S. and other countries. 10 Vehicle user interface is a product of Google, and its terms and privacy statements apply. Requires the Android Auto app on Google Play and a compatible Android<sup>™</sup> smartphone. Data plan rates apply. You can check which smartphones are compatible at [g.co/androidauto/requirements](https://g.co/androidauto/requirements). Android and Android Auto are trademarks of Google LLC. Wireless use of Android Auto requires a compatible Android 11.0+ phone and compatible active data plan. Check [g.co/androidauto/requirements](https://g.co/androidauto/requirements) for compatibility. 11 Does not include spray-on liner on tailgate due to Black composite inner panel. 12 Programming of four additional remotes is at customer's expense. Programming remotes is not a warranty expense. Wi-Fi to function.





# 2026 CHEVROLET TAHOE SPECIAL SERVICE VEHICLE

## AVAILABLE MODELS


Tahoe Special Service 4WD

1FL

## EXTERIOR COLORS



Black



Dark Ash  
Metallic



Dark Blue  
Metallic<sup>1</sup>



Lakeshore  
Blue Metallic



MSP Blue<sup>1</sup>



Radiant Red  
Tintcoat<sup>2</sup>



Silver Ice  
Metallic<sup>1</sup>



Sterling Gray  
Metallic



Summit  
White



Victory Red<sup>1</sup>



Wheatland  
Yellow<sup>1</sup>



Woodland  
Green<sup>1</sup>

NOTE: Exterior colors vary by trim level. See Order Guide for details.

2026 Tahoe SSV shown. Vehicle shown with upfits from an independent supplier and are not covered by the GM New Vehicle Limited Warranty. GM is not responsible for the safety and quality of independent supplier alterations.

## HIGHLIGHTS



UP TO  
**125.9 CU. FT.**  
Max. Cargo Space<sup>3</sup>



STANDARD  
**5.3L EcoTec3  
V8 ENGINE**



STANDARD  
**8-WAY**  
Power Driver Seat

# KEY STANDARD FEATURES

Features based on Tahoe Commercial model with 1FL equipment group and 5W4 Package.

## SAFETY + SECURITY

1FL Safety Package, includes Forward Collision Alert<sup>4</sup>, Lane Keep Assist with Lane Departure Warning<sup>4</sup>, Blind Zone Steering Assist<sup>4</sup>, Automatic Emergency Braking<sup>4</sup>, Rear Cross Traffic Braking<sup>4</sup>, Front Pedestrian and Bicyclist Braking<sup>4</sup>, Intersection Automatic Emergency Braking<sup>4</sup>, Side Bicyclist Alert<sup>4</sup>, Rear Camera Mirror<sup>4</sup> and IntelliBeam<sup>4</sup> auto high beam control

Embedded OnStar<sup>®</sup> hardware, includes 8 years of OnStar Fleet Basics<sup>5</sup>

HD Surround Vision<sup>4</sup> (17.7-inch diagonal display)

Hitch Guidance<sup>4</sup>

Rear Park Assist<sup>4</sup>

Rear Pedestrian Alert<sup>4</sup>

## PERFORMANCE

5.3L EcoTec3 V8 engine (355 hp/383 lb.-ft. of torque)

4-wheel antilock disc brakes with Duralife<sup>™</sup> brake rotors

10-speed automatic transmission with dash-mounted gear selector

900 cold-cranking amps primary battery with 95-amp hour rating

760 cold-cranking amps auxiliary battery with 70-amp hour rating

1,745-lbs. max. payload<sup>6</sup>

7,700-lbs. max. trailering capacity<sup>7</sup>

Active Hill Hold Assist

Certified speedometer

Heavy-duty air filter

High-output 250-amp alternator and 100-amp rear power supply

Premium Smooth Ride Suspension

Single-speed Autotrac<sup>®</sup> electronic transfer case, does not include Neutral (cannot be dinghy towed)

Skid plate, front

StabiliTrak<sup>®</sup> Electronic Stability Control System with Traction Control and Brake Assist

## PRODUCTIVITY + DRIVE EXPERIENCE

In-Vehicle Wi-Fi<sup>®</sup> Hotspot<sup>8</sup> capable

8-way power driver and 6-way power front passenger seat

11-inch diagonal multicolor Driver Information Center

18-inch Bright Silver-painted aluminum wheels with all-season, blackwall tires

40/20/40 three-passenger split-folding front bench seat

60/40 split-folding second-row bench seat, manual

120-volt power outlets (2)

Black rubberized-vinyl floor covering

Bluetooth<sup>®</sup> wireless technology<sup>9</sup> for select phones

Class IV trailering receiver with 7-wire harness connector

Engine idle hour meter

Flashing headlamp/taillamp calibration

Keyless Start, push button

LED taillamps

Protected Idle

Remote Keyless Entry Package, includes 4 additional transmitters (programming of remotes is at customer's expense and is not a warranty expense)

Remote Start

Steering wheel switches for emergency equipment

Surveillance Mode interior lighting calibration

Third-row seat delete

Universal Vehicle Module

USB ports<sup>10</sup> (2), Type-A and Type-C, located on front console

Wireless Apple CarPlay<sup>®11</sup> and Android Auto<sup>™12</sup> capable

## KEY AVAILABLE FEATURES

Optional features and packages vary by trim level. See Order Guide for details.

20-inch all-terrain tires with aluminum wheels

Auxiliary LED dome lamp with red and white settings, headliner-mounted

Common fleet keys and fob programming

Front center seat (20% seat) delete

Inside rear doors and windows inoperative

Keyless remote panic button and exterior lights/horn disable calibration

LED liftgate warning lamps, red and blue

Non-tinted rear door and cargo glass

Recovery hooks<sup>13</sup>

Whelen ION<sup>™</sup> light heads (4) mounted in front grille and integrated Outer Edge<sup>®</sup> Rear Pillar with ION<sup>™</sup> light heads (6), available in multiple red/blue/white color options

Wiring for Daytime Running Lamps override, grille lamps, siren speakers and horn/siren circuit

1 SEO paint color; additional charge. 2 Premium paint; additional charge. 3 Behind front row. Cargo and load capacity limited by weight and distribution. 4 Safety or driver assistance features are no substitute for the driver's responsibility to operate the vehicle in a safe manner. Read the vehicle Owner's Manual for important safety and driver assistance feature limitations and information. 5 Services subject to user terms and limitations. Certain services require working electrical system, cell reception and GPS signal. OnStar links to emergency services. See <https://www.gmenvolve.com/software/onstar> for details. 6 These maximum payload ratings are intended for comparison purposes only. Before you buy a vehicle or use it to haul people or cargo, carefully review the Vehicle Loading section of the Owner's Manual and check the carrying capacity of your specific vehicle on the label on the inside of the driver's door jamb. 7 Maximum trailering ratings are intended for comparison purposes only. Before you buy a vehicle or use it for trailering, carefully review the Trailering section of the Owner's Manual. The trailering capacity of your specific vehicle may vary. The weight of passengers, cargo and options or accessories may reduce the amount you can trailer. 8 Service varies with conditions and location. Requires active service plan. See [onstar.com](https://onstar.com) for details and limitations. Vehicle must be on or in the accessory position for Wi-Fi to function. 9 The Bluetooth<sup>®</sup> word mark and logos are owned by the Bluetooth SIG, Inc., and any use of such marks by General Motors is under license. Other trademarks and trade names are those of their respective owners. Go to [chevrolet.com](https://chevrolet.com) to find out which phones are compatible with the vehicle. Full Bluetooth feature functionality varies by device, model and software version. 10 Not compatible with all devices. 11 Vehicle user interface is a product of Apple<sup>®</sup> and its terms and privacy statements apply. Requires compatible iPhone<sup>®</sup> and data plan rates apply. Apple CarPlay<sup>®</sup>, Siri<sup>®</sup>, iPhone<sup>®</sup> and Apple Music<sup>®</sup> are trademarks of Apple, Inc., registered in the U.S. and other countries. 12 Vehicle user interface is a product of Google, and its terms and privacy statements apply. Requires the Android Auto app on Google Play and a compatible Android<sup>™</sup> smartphone. Data plan rates apply. You can check which smartphones are compatible at [g.co/androidauto/requirements](https://g.co/androidauto/requirements). Android and Android Auto are trademarks of Google LLC. Wireless use of Android Auto requires a compatible Android 11.0+ phone and compatible active data plan. Check [g.co/androidauto/requirements](https://g.co/androidauto/requirements) for compatibility. 13 To avoid the risk of injury, never use recovery hooks to tow a vehicle. For more information, see the Recovery Hooks section of your Owner's Manual.



envolve



# 2025 SCHOOL BUS/SHUTTLE BUS APPLICATIONS

## AVAILABLE MODELS

### 2025 Chevrolet Express Cutaway/GMC Savana Cutaway

|                               |     |
|-------------------------------|-----|
| RWD 3500 – 139-inch wheelbase | 1WT |
| RWD 3500 – 159-inch wheelbase | 1WT |
| RWD 4500 – 159-inch wheelbase | 2WT |
| RWD 4500 – 177-inch wheelbase | 2WT |

## EXTERIOR COLORS



Black/  
Onyx Black



Red Hot/  
Cardinal Red



Silver Ice Metallic/  
Quicksilver  
Metallic<sup>1</sup>



Summit White



Wheatland Yellow  
(SEO)

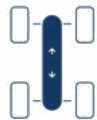
NOTE: Exterior colors vary by trim level. Multiple SEO colors available. See Order Guide for details.

2024 GMC Savana Cutaway shown. Vehicle shown with upfits from an independent supplier and are not covered by the GM New Vehicle Limited Warranty. GM is not responsible for the safety and quality of independent supplier alterations.

# HIGHLIGHTS



UP TO  
**14,200 LBS.**  
Max. Available GVWR<sup>2</sup>



**CHOICE**  
Three Wheelbase Options



UP TO  
**8,920 LBS.**  
Max. Available Payload<sup>3</sup>

# KEY STANDARD FEATURES

## SCHOOL BUS APPLICATION

Features based on Chevrolet Express Cutaway/GMC Savana Cutaway with B3D package.

### SAFETY + SECURITY

Rear Vision Camera<sup>4</sup> (in-mirror, camera and cable shipped loose)

### PERFORMANCE

4.3L V6 gas engine (276 hp/298 lb.-ft. of torque) with 8-speed automatic transmission

4-wheel antilock disc brakes

220-amp alternator

Brake warning indicator

Dual batteries: 770 cold-cranking amps primary and isolated heavy-duty 770 cold-cranking amps

Hill Start Assist

StabiliTrak<sup>®</sup> Electronic Stability Control System

### PRODUCTIVITY + DRIVE EXPERIENCE

32-gallon side-mount fuel tank (approx.)

120-volt power outlet

Auxiliary rear heat provisions

Daytime Running Lamps

Driver Information Center

Driver-only high-back bucket seating

Dual-note horn

Outside mirror delete

Single-zone manual air conditioning

Stop/turn signal circuits (allow the stop and turn signals to be operated separately)

Wiring junction block accessory with two 30-amp circuits

### KEY AVAILABLE FEATURES

Optional features and packages vary by trim level. See Order Guide for details.

6.6L gas V8 engine (401 hp/464 lb.-ft. of torque) with 8-speed heavy-duty automatic transmission

Dual rear wheels

Locking rear differential

## SHUTTLE BUS APPLICATION

Features based on Chevrolet Express Cutaway/GMC Savana Cutaway with ANC package.

### SAFETY + SECURITY

Rear Vision Camera<sup>4</sup> (in-mirror, camera and cable shipped loose)

### PERFORMANCE

57-gallon fuel tank (approx.), includes the auxiliary feed fuel fitting and in-tank return line

6.6L gas V8 engine (401 hp/464 lb.-ft. of torque) with 8-speed heavy-duty automatic transmission

4-wheel antilock disc brakes

220-amp alternator

Dual batteries: 770 cold-cranking amps primary and isolated heavy-duty 770 cold-cranking amps

Dual-rear wheels

Hill Start Assist

StabiliTrak<sup>®</sup> Electronic Stability Control System

### PRODUCTIVITY + DRIVE EXPERIENCE

32-gallon side-mount fuel tank (approx.)

120-volt power outlet

Auxiliary rear heat provisions

Chrome Appearance Package

Cruise control<sup>5</sup>

Daytime Running Lamps

Driver Information Center

Driver-only high-back bucket seating

Single-zone manual air conditioning

Soft-mount donut and bolt

Stop/turn signal circuits (allow the stop and turn signals to be operated separately)

Wiring junction block accessory with two 30-amp circuits

### KEY AVAILABLE FEATURES

Optional features and packages vary by trim level. See Order Guide for details.

57-gallon fuel tank (approx.), includes the auxiliary feed fuel fitting and in-tank return line

Locking rear differential

Remote Keyless Entry<sup>6</sup>

Remote Start

1 Premium paint; additional cost. 2 Maximum Gross Vehicle Weight Rating (GVWR). When properly equipped; includes weight of vehicle, passengers, cargo and equipment. 3 These maximum payload ratings are intended for comparison purposes only. Before you buy a vehicle or use it to haul people or cargo, carefully review the Vehicle Loading section of the Owner's Manual and check the carrying capacity of your specific vehicle on the label on the inside of the driver's door jamb. 4 Read the Alpine Owner's Manual included with the Rear Vision Camera system for important feature limitations and information. 5 Safety or driver assistance features are no substitute for the driver's responsibility to operate the vehicle in a safe manner. Read the vehicle Owner's Manual for important feature limitations and information. 6 Requires active service plan. Lock/unlock feature requires automatic locks. Remote start requires GM factory-installed and enabled remote start system. See onstar.com for details and limitations.



# 2025 RV APPLICATIONS

## AVAILABLE MODELS

### Chevrolet Express Cutaway

|                               |     |
|-------------------------------|-----|
| RWD 3500 – 139-inch wheelbase | 1WT |
| RWD 3500 – 159-inch wheelbase | 1WT |
| RWD 3500 – 177-inch wheelbase | 1WT |
| RWD 4500 – 159-inch wheelbase | 2WT |

## EXTERIOR COLORS



Black



Red Hot



Silver Ice Metallic



Summit White

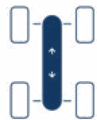
NOTE: Exterior colors vary by trim level. Multiple SEO colors available. See Order Guide for details.

2024 Chevrolet Express Cutaway shown. Vehicle shown with upfits from an independent supplier and are not covered by the GM New Vehicle Limited Warranty. GM is not responsible for the safety and quality of independent supplier alterations.

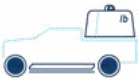
# HIGHLIGHTS



UP TO  
**14,200 LBS.**  
Max. Available GVWR<sup>1</sup>



**CHOICE**  
Three Wheelbase Options



UP TO  
**8,920 LBS.**  
Max. Available Payload<sup>2</sup>

# KEY STANDARD FEATURES

Features based on Chevrolet Express Cutaway with YF1 package.

## SAFETY + SECURITY

- Rear Vision Camera<sup>3</sup> (in-mirror, camera and cable shipped loose)
- 6.6L gas V8 engine (401 hp/464 lb.-ft. of torque) with 8-speed heavy-duty automatic transmission
- 4-wheel antilock disc brakes
- 220-amp alternator
- Dual batteries: 770 cold-cranking amps primary and isolated heavy-duty 770 cold-cranking amps
- Hill Start Assist
- StabiliTrak<sup>®</sup> Electronic Stability Control System

## PRODUCTIVITY + DRIVE EXPERIENCE

- 32-gallon side-mount fuel tank (approx.) (139-inch wheelbase)
- 57-gallon fuel tank (approx.), includes the auxiliary feed fuel fitting and in-tank return line (159- and 177-inch wheelbase)
- 120-volt power outlet
- Accessory equipment wiring junction block
- Chrome Appearance Package
- Cruise control<sup>3</sup>
- Daytime Running Lamps
- Driver Information Center
- Dual rear wheels
- Power door locks
- Power windows
- Single-zone manual air conditioning
- Vinyl high-back front bucket seats

## KEY AVAILABLE FEATURES

- Optional features vary by trim level and may require the purchase of a package. See Order Guide for details.
- Extended outside mirrors
  - Locking rear differential
  - Remote Keyless Entry<sup>4</sup>
  - Remote Start

1 Maximum Gross Vehicle Weight Rating (GVWR). When properly equipped; includes weight of vehicle, passengers, cargo and equipment. 2 These maximum payload ratings are intended for comparison purposes only. Before you buy a vehicle or use it to haul people or cargo, carefully review the Vehicle Loading section of the Owner's Manual and check the carrying capacity of your specific vehicle on the label on the inside of the driver's door jamb. 3 Read the Alpine Owner's Manual included with the Rear Vision Camera system for important feature limitations and information. 3 Safety or driver assistance features are no substitute for the driver's responsibility to operate the vehicle in a safe manner. Read the vehicle Owner's Manual for important feature limitations and information. 4 Requires active service plan. Lock/unlock feature requires automatic locks. Remote start requires GM factory-installed and enabled remote start system. See onstar.com for details and limitations.

Home

Next

Previous

GM Logo

envolve




# 2025 AMBULANCE APPLICATIONS


## AVAILABLE MODELS

|   |                 |
|---|-----------------|
| 2025 Chevrolet Silverado 3500 HD/GMC Sierra 3500 Heavy Duty Chassis Cab |                 |
| Regular Cab Chassis Cab   | 1WT/1LT/1SA/3SA |
| 2025 Chevrolet Express Cargo Van/GMC Savana Cargo Van                   |                 |
| RWD 3500 – Extended   | 1WT             |
| 2025 Chevrolet Express Cutaway/GMC Savana Cutaway                       |                 |
| RWD 3500 – 139-inch wheelbase   | 1WT             |
| RWD 3500 – 159-inch wheelbase   | 1WT             |
| RWD 4500 – 159-inch wheelbase   | 2WT             |


## EXTERIOR COLORS




Black/  
Onyx Black<sup>1</sup>




Lakeshore Blue  
Metallic/Downpour  
Metallic<sup>1</sup>




Red Hot/  
Cardinal Red



Silver Ice Metallic/  
Quicksilver  
Metallic



Sterling Gray  
Metallic/Sterling  
Metallic<sup>1</sup>



Summit White

NOTE: Exterior colors vary by trim level. See Order Guide for details.



AVAILABLE  
**BODY-ON-FRAME**  
Solid Foundation  
for Upfits<sup>2</sup>



**POWER DUAL  
BATTERIES**  
With Isolated  
Second Battery



**CHOICE**  
Chassis Cab, Cargo Van  
and Cutaway Options

2025 GMC Savana Cutaway shown. Vehicle shown with upfits from an independent supplier and are not covered by the GM New Vehicle Limited Warranty. GM is not responsible for the safety and quality of independent supplier alterations.

## HIGHLIGHTS

# AMBULANCE PACKAGES

### CHEVROLET SILVERADO 3500 HD/GMC SIERRA 3500 HEAVY DUTY REGULAR CAB CHASSIS CAB (RPO: PCK)

- 6.6L Duramax® Turbo-Diesel V8 engine (470 hp/975 lb.-ft. of torque)
- Allison® 10-speed automatic transmission
- 220-amp alternator
- Wide-track rear axle

### CHEVROLET EXPRESS/GMC SAVANA CARGO VAN (RPO: YF2)

- 4.3L V6 engine (276 hp/298 lb.-ft. of torque) with 8-speed automatic transmission (standard)
- 6.6L gas V8 engine w/8-speed heavy-duty automatic transmission (available)
- 220-amp alternator
- Accessory equipment wiring junction block
- Chrome Appearance Package
- Cruise control<sup>3</sup>
- Dual batteries: 770 cold-cranking amps primary and isolated heavy-duty 770 cold-cranking amps
- Dual-note horn
- High idle switch
- HVAC system auxiliary provisions
- Locking rear differential

### CHEVROLET EXPRESS/GMC SAVANA CUTAWAY (RPO: YF2)

- 6.6L gas V8 engine (401 hp/464 lb.-ft. of torque) with 8-speed heavy-duty automatic transmission
- 220-amp alternator
- Accessory equipment wiring junction block
- Chrome Appearance Package
- Cruise control<sup>3</sup>
- Dual batteries: 770 cold-cranking amps primary and isolated heavy-duty 770 cold-cranking amps
- Dual-note horn
- Dual rear wheels
- High idle switch
- HVAC system auxiliary provisions
- Light package with separate stop/turn circuits
- Locking rear differential

<sup>1</sup> Premium paint; additional charge. <sup>2</sup> Upfits from an independent supplier are not covered by the GM New Vehicle Limited Warranty. GM is not responsible for the safety and quality of independent supplier alterations. <sup>3</sup> Safety or driver assistance features are no substitute for the driver's responsibility to operate the vehicle in a safe manner. Read the vehicle Owner's Manual for important feature limitations and information.



envolve



# CADILLAC PROFESSIONAL



Offer your clients the prestige they deserve with Cadillac Professional. Richly appointed and crafted for perfection, each Cadillac livery vehicle is meticulously designed to exude sophistication and envelop passengers in luxury and comfort.

AVAILABLE PROFESSIONAL VEHICLE LIMITED WARRANTY  
UP TO 3 YEARS/150,000 MILES<sup>1</sup>

Eligible livery vehicles offer the confidence of the Cadillac Professional Vehicle Limited Warranty. This available comprehensive package (RPO: ZR3) covers key components for up to 3 years or 150,000 miles<sup>1</sup>. Plus, Cadillac premium care maintenance<sup>2</sup> and 24-hour Roadside Assistance<sup>3</sup> help keep your fleet on the road.



<sup>1</sup> Whichever comes first. See dealer for Professional Vehicle Limited Warranty details. <sup>2</sup> Maintenance visit must occur within first year of vehicle delivery. Service visit consists of ACDelco Oil and Filter Change/Tire Rotation/MPVI. Does not include air filters. See participating dealer for other restrictions and complete details. <sup>3</sup> 6-year/70,000-mile Roadside Assistance. Whichever comes first. See dealer for details.







2024 Chevrolet Silverado EV Work Truck shown.

# RESOURCES



envolve



# CUSTOMER SOUNDING BOARD

## MEMBERS BY REGION

The Customer Sounding Board (CSB) brings together Commercial professionals from different vocations and the General Motors leadership team for candid discussions about the important issues impacting the Commercial business. We collaborate to address those issues and find solutions that will benefit our customers and General Motors.

### CONTACT

The CSB welcomes your ideas. To submit your suggestions: Please email the CSB member nearest your location. To ask a general fleet question: Please call the GM Envolve Solutions Center at 800-353-3867.

### WEST



**Todd Carlson**  
Southern California Edison  
Principal Manager,  
Fleet Asset Management  
Pomona, CA  
626-434-5232  
[todd.carlson@sce.com](mailto:todd.carlson@sce.com)




**Gage Wagoner**  
Philips Electronics Senior  
Manager Fleet  
Bothell, WA  
425-487-7930  
[gage.wagoner@philips.com](mailto:gage.wagoner@philips.com)



**Mike Sims**  
**Board Chairperson**  
Church of Jesus Christ of  
Latter-Day Saints  
Global Fleet Manager  
Salt Lake City, UT  
801-599-5010  
[simsmd@churchofjesuschrist.org](mailto:simsmd@churchofjesuschrist.org)

### SOUTH CENTRAL



**Daniel Berman**  
Mary Kay Inc.  
Director, Career Car Services  
Addison, TX  
972-687-4485  
[daniel.berman@mkcorp.com](mailto:daniel.berman@mkcorp.com)



**Gary Range**  
AT&T Services, Inc.  
Director, Global Fleet Operations  
York, PA  
314-210-0419  
[gr0555@att.com](mailto:gr0555@att.com)



**Kimberly Fisher**  
NOV (National Oilwell Varco)  
Director, Global Fleet & Travel  
Houston, TX  
678-640-1326  
[kimberly.fisher@nov.com](mailto:kimberly.fisher@nov.com)

### SOUTHEAST



**Marvin McClain**  
Pye-Barker  
Director, Fleet Management  
Alpharetta, GA  
470-701-9004  
[marvin.mcclain@pyebarkerfs.com](mailto:marvin.mcclain@pyebarkerfs.com)



**Matt Davies**  
United Rentals  
Strategic Sourcing Manager  
Charlotte, NC  
980-297-5623  
[mdavies1@ur.com](mailto:mdavies1@ur.com)



**R. Scott Taylor**  
AutoZone, Inc.  
Director, Commercial Support  
and Fleet  
Memphis, TN  
901-495-7970  
[r.scott.taylor@autozone.com](mailto:r.scott.taylor@autozone.com)

### NORTHEAST



**Adam Orth**  
Siemens  
Fleet Manager  
Waconia, MN  
612-309-4748  
[adam.orth@siemens.com](mailto:adam.orth@siemens.com)



**Tom Krug**  
Express Truck Rental  
Vice President  
Hatboro, PA  
267-566-0666  
[tomk@express4x4rental.com](mailto:tomk@express4x4rental.com)



**Scott Brower**  
Penske  
Vice President, Vehicle Supply  
Reading, PA  
484-614-4120  
[scott.brower@penske.com](mailto:scott.brower@penske.com)

### NORTH CENTRAL



**Joe Lukacs**  
Sherwin-Williams  
Global Director of Fleet Operations  
East Hanover, NJ  
216-308-5582  
[jdulukacs@sherwin.com](mailto:jdulukacs@sherwin.com)



**Matt Lewis**  
Mortenson Company  
Equipment Solutions Manager  
Henderson, CO  
303-501-6126  
[matt.lewis@mortenson.com](mailto:matt.lewis@mortenson.com)



**Phil Samuelson**  
USIC Locating Services, LLC  
Fleet & Capital Asset Manager  
Indianapolis, IN  
317-518-5924  
[philsamuelson@usicllc.com](mailto:philsamuelson@usicllc.com)

### CANADA



**Codey Ross**  
Pembina Pipeline  
Specialist, Corporate  
Contracting & Sourcing  
Sherwood Park, Alberta  
780-714-0792  
[cross@pembina.com](mailto:cross@pembina.com)



**Deven Beladia**  
OEC (Oakville Enterprise  
Corporation)  
Senior Manager, Fleet & Facility  
Oakville, Ontario  
905-467-5425  
[dbeladia@oecorp.ca](mailto:dbeladia@oecorp.ca)

### NATIONAL



**Brian O'Loughlin**  
U-HAUL  
Director, Fleet Operations  
Tempe, AZ  
480-893-1736  
[brian@uhaul.com](mailto:brian@uhaul.com)





# COMMERCIAL DEALER ADVISORY BOARD

## MEMBERS BY REGION

The Commercial Dealer Advisory Board (CDAB) serves as the “Voice of the Commercial Dealer,” providing candid feedback to the General Motors leadership team. We collaborate to define the changes needed to shape our products and policies going forward in an effort to improve business for our Commercial dealers and General Motors.

### CONTACT

The CDAB welcomes your ideas.

Please contact a CDAB member in your region if you have ideas or questions you would like them to bring forth to our next meeting.

### WEST



**Mike Hoffman**  
Sierra Chevrolet of Monrovia  
Executive Manager  
Monrovia, CA  
626-818-6205  
[mhoffman@sierracars.com](mailto:mhoffman@sierracars.com)



**Zach Madsen**  
Ken Garff Chevrolet  
Commercial Manager  
American Fork, UT  
801-318-1916  
[zachm@kengarff.com](mailto:zachm@kengarff.com)



**John Pitre**  
Motor City Buick GMC  
Chief Operating Officer  
Bakersfield, CA  
661-978-1889  
[jpitre@motorcitywest.com](mailto:jpitre@motorcitywest.com)

### SOUTH CENTRAL



**Chase Dillon**  
Sid Dillon Chevrolet Freemont  
Executive Manager  
Freemont, NE  
402-720-1442  
[chase.dillon@siddillon.com](mailto:chase.dillon@siddillon.com)



**Forbes Durdin**  
Parkway Chevrolet  
Executive Manager  
Tomball, TX  
713-306-3285  
[fdurdin@parkwayfamily.com](mailto:fdurdin@parkwayfamily.com)



**Brad Roblyer**  
Classic Chevrolet  
Commercial Director  
Grapevine, TX  
940-453-4700  
[brad@classicfleet.com](mailto:brad@classicfleet.com)

### SOUTHEAST



**Chris Conley**  
Conley Buick GMC  
General Manager  
Bradenton, FL  
941-755-8531  
[cconley@conleybuickgmc.com](mailto:cconley@conleybuickgmc.com)



**Omar Rodriguez**  
Carl Black Chevrolet Buick GMC  
Dealer Principal  
Orlando, FL  
407-956-9474  
[omar@carlblack.com](mailto:omar@carlblack.com)



**Rene St. Hilaire**  
Hendrick Automotive Group  
Director, Fleet & Commercial  
Charlotte, NC  
704-566-2022  
[rene.sthilaire@hendrickauto.com](mailto:rene.sthilaire@hendrickauto.com)

### NORTHEAST



**Mike Coffey**  
Mangino Chevrolet  
Dealer Principal  
Amsterdam, NY  
518-857-1338  
[mcoffeysr@mangino.com](mailto:mcoffeysr@mangino.com)



**Todd Ingersoll**  
Ingersoll Auto of Danbury  
Dealer Principal  
Danbury, CT  
203-868-1278  
[todd@ingersollauto.com](mailto:todd@ingersollauto.com)



**Roger Kallop**  
Mohawk Chevrolet  
Executive Manager  
Ballston Spa, NY  
518-701-9261  
[rkallop@mohawkchevrolet.com](mailto:rkallop@mohawkchevrolet.com)

### NORTH CENTRAL



**Krystal Roberts**  
**Board Chair**  
Advantage Chevrolet of Hodgkins  
General Manager  
Hodgkins, IL  
708-215-2530  
[kroberts@advantagedealer.net](mailto:kroberts@advantagedealer.net)



**Scott Sams**  
Karl Chevrolet  
Commercial Sales Director  
Ankeny, IA  
515-299-4383  
[s.sams@karlchevrolet.com](mailto:s.sams@karlchevrolet.com)



**Ray Scarpelli**  
Ray Chevrolet  
Dealer Principal  
Fox Lake, IL  
224-225-5274  
[rscarpelli@aol.com](mailto:rscarpelli@aol.com)





# LAW ENFORCEMENT PRODUCT COUNCIL

**Ryan deSousa**

Ontario Provincial Police  
Area Fleet Representative  
[ryan.desousa@opp.ca](mailto:ryan.desousa@opp.ca)

**Daniel Shea**

Royal Canadian Mounted Police  
National Vehicle Equipment Manager  
[daniel.shea@rcmp-grc.gc.ca](mailto:daniel.shea@rcmp-grc.gc.ca)

**Michael Simms**

U.S. General Services Administration  
GSA Law Enforcement Program Manager  
[michael.simms@gsa.gov](mailto:michael.simms@gsa.gov)

**Russ Miller**

U.S. General Services Administration  
Contracting Officer Representative, Vehicle  
Engineering Branch  
[russell.miller@gsa.gov](mailto:russell.miller@gsa.gov)

**Brandon Tener**

Broken Arrow Police Department  
Support Division Captain/Fleet Manager  
[btener@brokenarrowok.gov](mailto:btener@brokenarrowok.gov)

**Nick Darlington**

Michigan State Police/Precision Driving Unit  
Lieutenant  
[darlingtonn@michigan.gov](mailto:darlingtonn@michigan.gov)

**Michael Gorgia**

New York City Police Department  
Deputy Director  
[michael.gorgia@nypd.org](mailto:michael.gorgia@nypd.org)

**Christopher Santoro**

New York State Police  
Technical Sergeant  
[christopher.santoro@troopers.ny.gov](mailto:christopher.santoro@troopers.ny.gov)

**Todd Birkle**

Oakland County Sheriff Department  
Manager, Support Services Division  
[birklet@oakgov.com](mailto:birklet@oakgov.com)

**Eddie Wilson**

Texas Department of Public Safety  
Director of Vehicle and Technical Services –  
Infrastructure Operations Division  
[benjamin.wilson@dps.texas.gov](mailto:benjamin.wilson@dps.texas.gov)

**Tim Coxwell**

Leon County Sheriff's Office  
Fleet Management Division Director  
[coxwellt@leoncountyfl.gov](mailto:coxwellt@leoncountyfl.gov)

**Zeb Stroup**

North Carolina Department of Public Safety  
Lieutenant  
[zebulon.stroup@ncdps.gov](mailto:zebulon.stroup@ncdps.gov)

**Robert Furman**

Los Angeles County Sheriff Department  
Lieutenant  
[RFurman@lasd.org](mailto:RFurman@lasd.org)

**Karen Griggs**

Colorado State Patrol  
Fleet Manager  
[karen.griggs@state.co.us](mailto:karen.griggs@state.co.us)

**Michael Simonds**

City of San Diego  
Fleet Manager  
[msimonds@sanidiego.gov](mailto:msimonds@sanidiego.gov)

**Clint Beloberk**

California Highway Patrol  
Fleet Ops Captain  
[cbeloberk@chp.ca.gov](mailto:cbeloberk@chp.ca.gov)

**Michael McCullers**

Federal Bureau of Investigation – Supervisory  
Special Agent Assistant Chief – Field Operations  
[mmccullers@fbi.gov](mailto:mmccullers@fbi.gov)

**Eddie Goebel**

City of Austin  
Fleet Program Manager  
[eddie.goebel@austintexas.gov](mailto:eddie.goebel@austintexas.gov)

**Dave Davis**

Los Angeles County Sheriff Department  
Sergeant  
[dmdavis@lasd.org](mailto:dmdavis@lasd.org)

**Deanna Humphreys**

Alaska State Troopers  
Vehicle Coordinator  
[deanna.humphreys@alaska.gov](mailto:deanna.humphreys@alaska.gov)





# LIMITED WARRANTY

## OUR WARRANTY OFFERS PEACE OF MIND

Running a business means you've already got a lot to think about. That's why our comprehensive Limited Warranty Programs are designed to make your ownership experience an easy one.



envolve



# WARRANTY BENEFITS

## ENJOY ADDED CONFIDENCE WITH COURTESY SERVICES

Every new vehicle purchase comes with a bundle of benefits that can help keep your drivers on the road and your business running smoothly.

### ROADSIDE ASSISTANCE<sup>1</sup>

Help is waiting if your drivers have a flat tire, run out of gas or find themselves needing a tow. Specially trained advisors are available 24 hours a day, 365 days a year to help them get back on the road.

- **Chevrolet/GMC Qualified Fleet Customers:**  
5 years/100,000 miles<sup>2</sup>
- **Chevrolet/GMC Retail Customers:**  
5 years/60,000 miles<sup>3</sup>
- **Buick:** 5 years/60,000 miles<sup>3</sup>
- **Cadillac:** 6 years/70,000 miles<sup>3</sup>
- **Qualified Cadillac Professional Vehicles With the ZR3 Option:** 3 years/150,000 miles<sup>3</sup>
- **Qualified XT5 Fleet Vehicles With the BQ9 and V4U Options:** 6 years/100,000 miles<sup>3</sup>
- **Electric Vehicles:**  
8 years/100,000 miles<sup>3</sup>

(NOTE: Eligible non-tow service coverage duration varies for Chevrolet, GMC, Buick and Cadillac EVs.)

### COURTESY TRANSPORTATION<sup>4</sup>

Courtesy Transportation provides alternative means of travel and/or reimbursement of certain transportation expenses if your eligible fleet vehicle requires warranty repair.

- **Chevrolet/GMC Qualified Fleet Customers:**  
5 years/100,000 miles<sup>2</sup>
- **Chevrolet/GMC Retail Customers:**  
5 years/60,000 miles<sup>3</sup>
- **Buick:** 5 years/60,000 miles<sup>3</sup>
- **Cadillac:** 6 years/70,000 miles<sup>3</sup>
- **Qualified Cadillac Professional Vehicles With the ZR3 Option:** 3 years/150,000 miles<sup>3</sup>
- **Qualified XT5 Fleet Vehicles With the BQ9 and V4U Options:** 6 years/100,000 miles<sup>3</sup>
- **Electric Vehicles:**  
8 years/100,000 miles<sup>3</sup>

(NOTE: Eligible non-tow service coverage duration varies for Chevrolet, GMC, Buick and Cadillac EVs.)

### INCLUDED MAINTENANCE

Technicians at more than 4,000 Chevrolet, GMC, Buick and Cadillac dealers nationwide are trained to help keep your vehicles running in optimum condition for the road ahead. With your new vehicle purchase, enjoy one maintenance visit within the first year of vehicle delivery<sup>5</sup>. Depending on the model, services could include:

- **Oil and Filter Change**
- **Tire Rotation**
- **Multi-Point Vehicle Inspection (MPVI)**

1 Roadside service provided by third-party supplier for vehicles only. Limitations and restrictions apply. 2 Whichever comes first. A "Qualified Fleet User" is defined as, subject to below exclusions, any company: (a) which has purchased or leased five (5) or more new cars and/or trucks (any combination of vehicle manufacturers) principally for business use in its operation within the last 12 months; (b) that currently owns or leases five (5) or more medium duty trucks used in its company service; or (c) that currently owns or leases fifteen (15) or more cars and trucks used in its company service. 3 Whichever comes first. See dealer for limited warranty details. 4 If the vehicle has a warrantable failure, see your Owner's Manual for full details on the Courtesy Transportation program. 5 Includes first required maintenance visit as stated in vehicle maintenance schedule. Maintenance visit consists of oil change, tire rotation, and Multi-Point Vehicle Inspection. Service will be performed using ACDelco dexos2® Full Synthetic oil and ACDelco filter. Service visit must occur within the first year of ownership from date of purchase. Does not include air filters. See participating dealer for other restrictions and complete details. Excludes vehicles ordered with fleet delete option RY9. For Chevrolet/GMC Diesel models, maintenance includes first required maintenance visit as stated in vehicle maintenance schedule. Maintenance visit consists of an oil change, tire rotation, and Multi-Point Vehicle Inspection and Diesel Exhaust Fluid (DEF) II. Service will be performed using ACDelco dexos2 or Mobil Delvac™ 1300 CK4 oil and ACDelco filter and ACDelco Diesel Exhaust Fluid. Service visit must occur within the first year of ownership from date of purchase. Does not include air filters. See participating dealer for other restrictions and complete details. Excludes vehicles ordered with fleet delete option RY9. Chevrolet Corvette maintenance includes one required maintenance visit as stated in vehicle maintenance schedule. Maintenance visit consists of an oil change and Multi-Point Vehicle Inspection. Service will be performed using Mobil 1 ESP 0W40 oil and ACDelco Filter. Service visits must occur within the first year of ownership from date of purchase. Does not include air filters. See participating dealer for other restrictions and complete details. Excludes vehicles ordered with fleet delete option RY9.



envolve



# BUSINESS ELITE & MEDIUM DUTY DEALER NETWORKS



2024 GMC Sierra 3500HD Chassis Cab and 2024 Chevrolet Silverado 3500 HD Chassis Cab shown.



## BUSINESS ELITE

Our Chevrolet and GMC Business Elite dealers understand your business and uptime needs. Their primary focus is on you, the commercial customer. You can rely on their expertise to help you get the right vehicle selection, services and solutions you need, keeping your vehicles on the road and helping your business grow.

### CUSTOMIZED SOLUTIONS

Business Elite dealers take the time to learn about your challenges and offer solutions to help build a fleet that grows with your business.

- Offer a diverse lineup of commercial vehicles
- Connect you with an upfitter<sup>1</sup> that can equip your vehicle to meet your job requirements
- Discuss total cost of ownership while offering business financing and leasing options

### EXCEPTIONAL CUSTOMER SERVICE

Business Elite service departments are set up to provide business-centered benefits.

- Facilities, tools, equipment and certified technicians to accommodate your specific needs
- Extended service hours and priority service to minimize downtime

## MEDIUM DUTY TRUCKS

A nationwide network of more than 550 Chevrolet Medium Duty dealers, ready to meet your fleet's needs.

Chevrolet Medium Duty dealers have the ability to order, sell and service Silverado Medium Duty and Low Cab Forward vehicles in addition to offering the full lineup of Chevrolet vehicles.



CHEVROLET

MEDIUM DUTY  
TRUCKS

### Dealers are equipped with:

- Capable-sized lifts and service bay areas
- Facilities to provide maintenance on your units
- Specialty tools
- Model-specific training provided by the factory

Visit [gmenvolve.com/fleet](https://gmenvolve.com/fleet) and select “Locate a Dealer” to find a Business Elite or Medium Duty dealer near you.

<sup>1</sup> Upfits are provided by independent suppliers. GM is not responsible for the safety or quality of design features, materials, or workmanship of any alterations by any such supplier.



envolve



# FLEET ACCOUNT NUMBERS



envolve

## HOW TO ESTABLISH A NEW GM ENVOLVE

# FLEET ACCOUNT NUMBER (FAN)

### DETERMINE IF A PROSPECT IS QUALIFIED

Fleet Account Numbers are assigned to Qualified Fleet Users (defined below) upon application to General Motors and GM Envolv (GM) through the Global FAN Portal.

#### ENROLLMENT FORM TERMS AND CONDITIONS

A “Qualified Fleet User” is defined as, subject to below exclusions, any business entity that: (a) has purchased or leased five (5) or more new vehicles (any combination of vehicle manufacturers) principally for business use by such business entity in the United States within the last 12 months; (b) currently owns or leases five (5) or more medium duty trucks (any age or manufacturer) principally for business use by such business entity in the United States or purchases/leases one (1) medium duty truck from a participating Medium Duty Assistance Program (MDAP) distributor; or (c) currently owns or leases fifteen (15) or more vehicles (any age or manufacturer) used principally for business use by such business entity in the United States. Vehicles must be titled and registered in the business name or the bank/lessor (Fleet Leasing) name (personal vehicles are excluded). If a proposed enrollee is qualified as a customer, a GM dealer is required to submit a fleet enrollment application. Supporting documentation must be retained by the dealer and made available to GM upon request (including all titles, registrations, and proof of insurance). The proposed enrollee may be asked for additional documentation.

NOTE: Entities deemed eligible for a Government FAN, with a minimum of one (1) vehicle, are exempt from having to provide vehicle eligibility documents. Examples of government entities are federal/state/county/city agency, town/township/village or municipality, public education system, or government owned-operated utility or railroad. Dealers can refer to the current 24-00 Government Bid Assistance Policies and Procedures bulletin.

New Fleet or Commercial motor vehicles ordered must be delivered to the same Qualified Fleet User (using the same FAN). Vehicles delivered to a Qualified Fleet User must be reported with a fleet delivery type. In addition, vehicles must be kept in fleet service by the same Qualified Fleet User for a minimum of twelve (12) months, or 12,000 miles, whichever occurs first, from the date of delivery unless a different fleet service requirement is specified in the program guidelines provided by GM under a Competitive Assistance Program agreement.

The Qualified Fleet User, by executing the enrollment form, certifies it is a Qualified Fleet User, acknowledges the GM Envolv Program Guidelines referenced herein, and agrees to comply with any and all GM requirements, including the terms and conditions of the Fleet Enrollment Form and any Competitive Assistance Program agreement if one is signed.

The Qualified Fleet User further agrees to provide, upon request by GM or the selling dealer, access to review original business records confirming that vehicles were, and continue to be, registered, used, and transferred only in accordance with GM Envolv Program Guidelines. In the event (1) a Qualified Fleet User orders new motor vehicles from a dealer and identifies them as fleet units eligible for GM Envolv programs and those vehicles are not used by a Qualified Fleet User in accordance with Program Guidelines or (2) GM declares that any other actions of a Qualified Fleet User are inconsistent with this program, GM will take appropriate action, in its sole discretion and with or without notice to the Qualified Fleet User, which may include the disqualification of the Qualified Fleet User and/or dealer from future participation in GM Envolv, and the issuance of fleet charge back against the dealer or identified Qualified Fleet User for any special allowances, incentives, special option packages or other promotional programs which GM paid or credited the dealer or identified Qualified Fleet User as a result of inaccurate representation. In the event of such a chargeback to the dealer, the Qualified Fleet User agrees to reimburse the dealer.

### IF A PROSPECT IS QUALIFIED

A General Motors dealer is required to submit an enrollment application through GM Global Connect. The enrollment application can be found on the GM Global FANS website. The following information is required:

SCROLL FOR MORE CONTENT



# FLEET ACCOUNT NUMBERS



## HOW TO ESTABLISH A NEW GM ENVOLVE

# FLEET ACCOUNT NUMBER (FAN)

### IF A PROSPECT IS QUALIFIED

A General Motors dealer is required to submit an enrollment application through GM Global Connect. The enrollment application can be found on the GM Global FANS website. The following information is required:

1. Name of business
2. Physical address
3. Phone number
4. Copies of titles, registrations or proof of insurance of minimum vehicle requirement, in the company name
5. Completed Qualified Fleet User enrollment form

Upon completion of the enrollment form on the website, the dealer will submit this document electronically. Upon processing, a General Motors FAN will be issued, and the requesting dealer will be advised of the FAN via online application and email.

All supporting documentation of the prospect's fleet eligibility must be retained by the dealership submitting the enrollment application.

### STANDARD FLEET ELIGIBILITY GUIDELINES

Unless otherwise indicated, the following eligibility guidelines will apply to all fleet incentive/allowance programs:

- A. The order period will begin with the announcement of the 2026 model year fleet incentive programs and end when dealers are notified that 2026 model year orders are no longer being accepted by the respective GM divisions.
- B. The delivery period is the start of 2026 production.
- C. Qualified Fleet Users are not allowed to export vehicles outside of the United States, and upon any violation in GM's sole discretion, the FAN will be immediately terminated.
- D. All qualified fleet orders for eligible models received from dealers must contain a valid fleet order type.
- E. All qualified fleet orders for eligible models received from dealers must contain the FAN of record and the FAN account name.
- F. Dealer Order Acknowledgments must be checked to verify accuracy of orders submitted.
- G. Dealer orders currently on hand or in the system that qualify under these programs, except that they do not contain the appropriate processing options, can be amended or canceled and reordered if they have not been approved for production. This is the ordering

SCROLL FOR MORE CONTENT



# FLEET ACCOUNT NUMBERS



envolve

## HOW TO ESTABLISH A NEW GM ENVOLVE

# FLEET ACCOUNT NUMBER (FAN)

- G. Dealer orders currently on hand or in the system that qualify under these programs, except that they do not contain the appropriate processing options, can be amended or canceled and reordered if they have not been approved for production. This is the ordering dealer's responsibility.
- H. Vehicles delivered to unqualified customers are ineligible for purchase under a FAN, and the dealer's open account will be debited for the amount of the credit and any other fleet allowance paid. Failure to comply with these guidelines may also result in the dealer being disqualified from future participation in GM Envolve programs and/or termination of the dealer's Sales and Service Agreement. Failure to report a FAN and valid fleet delivery type on the delivery record, if required by the GM division, will automatically generate a debit to the dealer's open account.
- I. Eligible deliveries must be made to the ultimate customer through a dealership representing the GM marketing division. Deliveries made through any entity or individual other than a General Motors dealer are ineligible for payment of incentives. Eligible light-duty truck orders may be delivered through body builders if the end user is a qualified fleet or political subdivision, including the federal government.
- J. Dealers must take full responsibility for including the proper processing option on the orders. No additions or changes will be accepted after orders are approved for production.
- K. Fleet orders submitted with both a fleet processing option and any ineligible fleet or retail incentive option will be rejected with an error message.
- L. Acceptance of an order on any vehicle line does not constitute a commitment to build or to build in a requested time frame.
- M. Those orders not produced during the 2025 model production period will be canceled. There are no provisions for dealers to receive any allowance for those canceled orders.
- N. Order Workbench delivery codes reported by dealers must be the same as the Order Workbench codes provided in incentive program guidelines.

### IMPORTANT

Information contained in this reference guide is intended to be a quick reference digest only. In no way does it supersede program dealer letters or guidelines. To ensure accuracy, check official documents before placing any orders. Specific questions or requests for assistance should be addressed to the GM Envolve Solutions Center at 800-353-3867 or [gmenvolvedsolutionscenter@gm.com](mailto:gmenvolvedsolutionscenter@gm.com).



# VEHICLE MODEL DESIGNATIONS



|                                  | FWD         | AWD            |
|----------------------------------|-------------|----------------|
| Blazer LT                        | 1NK26       | 1NR26          |
| Blazer RS                        | 1NL26       | 1NS26          |
| Blazer Premier                   | 1NM26       | 1NT26          |
|                                  | FWD         | Dual Motor AWD |
| Blazer EV LT                     | 1MC26       | 1MC26          |
| Blazer EV RS                     | 1MD26       | 1MD26          |
| Blazer EV SS                     | -           | 1MG26          |
|                                  |             | Dual Motor AWD |
| Blazer EV Police Pursuit Vehicle |             | 1MF26          |
|                                  | FWD         | AWD            |
| BrightDrop 400                   | CJ32705     | CM32705        |
| BrightDrop 600                   | CJ32905     | CM32905        |
|                                  | 2WD         | 4WD            |
| Colorado Work Truck              | 14C43       | 14C43          |
| Colorado LT                      | 14C43       | 14C43          |
| Colorado Trail Boss              | -           | 14E43          |
| Colorado Z71                     | -           | 14G43          |
| Colorado ZR2                     | -           | 14H43          |
|                                  | Convertible | Coupe          |
| Corvette Stingray                | 1YC67       | 1YC07          |
| Corvette Z06                     | 1YH67       | 1YH07          |

|   | Regular Cab |
|---|-------------|
| Low Cab Forward 6500 XD (Diesel) 152" Wheelbase | CT73203     |
| Low Cab Forward 6500 XD (Diesel) 170" Wheelbase | CT73903     |
| Low Cab Forward 6500 XD (Diesel) 188" Wheelbase | CT74503     |
| Low Cab Forward 6500 XD (Diesel) 200" Wheelbase | CT75003     |
| Low Cab Forward 6500 XD (Diesel) 212" Wheelbase | CT76003     |
| Low Cab Forward 6500 XD (Diesel) 224" Wheelbase | CT76503     |
| Low Cab Forward 6500 XD (Diesel) 236" Wheelbase | CT77603     |
| Low Cab Forward 6500 XD (Diesel) 248" Wheelbase | CT78803     |
| Low Cab Forward 7500 XD (Diesel) 152" Wheelbase | CT83203     |
| Low Cab Forward                                 |             |



|                                 | FWD               | AWD                |                |
|---------------------------------|-------------------|--------------------|----------------|
| Acadia Elevation                | TLD56             | TLD56              |                |
| Acadia AT4                      | -                 | TLE56              |                |
| Acadia Denali                   | TLF56             | TLF56              |                |
|                                 | 2WD               | 4WD                |                |
| Canyon Elevation                | T4C43             | T4C43              |                |
| Canyon AT4                      | -                 | T4E43              |                |
| Canyon AT4X                     | -                 | T4E43              |                |
| Canyon Denali                   | -                 | T4F43              |                |
|                                 | Dual Motor eWD    | Tri-Motor eWD      |                |
| HUMMER EV Pickup 2 <sup>x</sup> | TT35743           | -                  |                |
| HUMMER EV Pickup 3 <sup>x</sup> | -                 | TT35743            |                |
|                                 | Dual Motor e4WD   | Tri-Motor e4WD     |                |
| HUMMER EV SUV 2 <sup>x</sup>    | TT35526           | -                  |                |
| HUMMER EV SUV 3 <sup>x</sup>    | -                 | TT35526            |                |
|                                 | Regular Wheelbase | Extended Wheelbase |                |
| Savana Cargo Van G2500 RWD      | TG23405           | TG23705            |                |
| Savana Cargo Van G3500 RWD      | TG33405           | TG33705            |                |
|                                 | 139" Wheelbase    | 159" Wheelbase     | 177" Wheelbase |



|                         | FWD   | AWD   |
|-------------------------|-------|-------|
| Enclave Preferred       | 4LB56 | 4LB56 |
| Enclave Sport Touring   | 4LD56 | 4LD56 |
| Enclave Avenir          | 4LE56 | 4LE56 |
|                         | FWD   | AWD   |
| Encore GX Preferred     | 4TR26 | 4TV26 |
| Encore GX Sport Touring | 4TS26 | 4TY26 |
| Encore GX Avenir        | 4TT26 | 4TZ26 |
|                         |       | AWD   |
| Envision Preferred      |       | 4ZB26 |
| Envision Sport Touring  |       | 4ZC26 |
| Envision Avenir         |       | 4ZE26 |
|                         |       | FWD   |
| Envista Preferred       |       | 4TQ58 |
| Envista Sport Touring   |       | 4TR58 |
| Envista Avenir          |       | 4TS58 |



|                              | RWD     | AWD            |
|------------------------------|---------|----------------|
| CT4 Luxury                   | 6DB69   | 6DB69          |
| CT4 Premium Luxury           | 6DC69   | 6DC69          |
| CT4 Sport                    | 6DD69   | 6DD69          |
|                              | RWD     | AWD            |
| CT5 Premium Luxury           | 6DC79   | 6DC79          |
| CT5 Sport                    | 6DD79   | 6DD79          |
|                              | RWD     | 4WD/AWD        |
| Escalade/Escalade-V          | 6C10706 | 6K10706        |
|                              | RWD     | 4WD/AWD        |
| Escalade ESV/ Escalade ESV-V | 6C10906 | 6K10906        |
|                              |         | Dual Motor AWD |
| ESCALADE IQ                  |         | 6T35726        |
|                              |         | Dual Motor AWD |
| ESCALADE IQL                 |         | 6T35756        |
|                              | RWD     | Dual Motor AWD |
| LYRIQ Luxury                 | 6MB26   | 6MB26          |
| LYRIQ Premium Luxury         | 6MB26   | 6MB26          |
| LYRIQ Signature Luxury       | 6MB26   | 6MB26          |
| LYRIQ Sport                  | 6MC26   | 6MC26          |

SCROLL FOR MORE CONTENT

SCROLL FOR MORE CONTENT

SCROLL FOR MORE CONTENT

SCROLL FOR MORE CONTENT

- = Not Available

Home

Next

Previous

envolve



# VEHICLE MODEL DESIGNATIONS



|                                |  | Convertible          | Coupe                 |   |  |         |
|--------------------------------|--|----------------------|-----------------------|---|--|---------|
| Corvette Stingray              |  | 1YC67                | 1YC07                 | Low Cab Forward<br>7500 XD (Diesel)<br>152" Wheelbase |  | CT83203 |
| Corvette Z06                   |  | 1YH67                | 1YH07                 | Low Cab Forward<br>7500 XD (Diesel)<br>170" Wheelbase |  | CT83903 |
| Corvette E-Ray                 |  | 1YG67                | 1YG07                 | Low Cab Forward<br>7500 XD (Diesel)<br>188" Wheelbase |  | CT84503 |
| Corvette ZR1                   |  | 1YR67                | 1YR07                 | Low Cab Forward<br>7500 XD (Diesel)<br>200" Wheelbase |  | CT85003 |
|                                |  | FWD                  | AWD                   | Low Cab Forward<br>7500 XD (Diesel)<br>212" Wheelbase |  | CT86003 |
| Equinox LT                     |  | 1PT26                | 1PT26                 | Low Cab Forward<br>7500 XD (Diesel)<br>224" Wheelbase |  | CT86503 |
| Equinox ACTIV                  |  | 1PR26                | 1PR26                 | Low Cab Forward<br>7500 XD (Diesel)<br>236" Wheelbase |  | CT87603 |
| Equinox RS                     |  | 1PS26                | 1PS26                 | Low Cab Forward<br>7500 XD (Diesel)<br>248" Wheelbase |  | CT88803 |
|                                |  | FWD                  | Dual Motor<br>AWD     |   |  |         |
| Equinox EV LT 1 PCY            |  | 1MB48                | 1MB48                 |   |  |         |
| Equinox EV LT 2 PDE            |  | 1MB48                | 1MB48                 |   |  |         |
| Equinox EV RS                  |  | 1MM48                | 1MM48                 |   |  |         |
|                                |  | Regular<br>Wheelbase | Extended<br>Wheelbase |   |  |         |
| Express Cargo Van<br>G2500 RWD |  | CG23405              | CG23705               |   |  |         |
| Express Cargo Van<br>G3500 RWD |  | CG33405              | CG33705               |   |  |         |
|                                |  | 139"<br>Wheelbase    | 159"<br>Wheelbase     | 177"<br>Wheelbase                                     |  |         |
| Express<br>3500<br>Cutaway     |  | CG33503              | CG33803               | CG33903   |  |         |
|                                |  |                      |                       |   |  |         |

|   |  | 2WD     | 4WD     |
|---|--|---------|---------|
| Silverado 1500<br>Regular Cab<br>Standard Bed |  | CC10703 | CK10703 |
| Silverado 1500                                |  | CC10803 | CK10803 |



|   | 139"<br>Wheelbase    | 159"<br>Wheelbase     | 177"<br>Wheelbase |
|---|----------------------|-----------------------|-------------------|
| Savana<br>3500<br>Cutaway               | TG33503              | TG33803               | TG33903           |
| Savana<br>4500<br>Cutaway               | -                    | TG33803               | TG33903           |
|   |                      |                       |                   |
|   | Regular<br>Wheelbase | Extended<br>Wheelbase |                   |
| Savana Passenger Van<br>G2500 RWD       | TG23406              | -                     |                   |
| Savana Passenger Van<br>G3500 RWD       | TG33406              | TG33706               |                   |
|   |                      |                       |                   |
|   | 2WD                  | 4WD                   |                   |
| Sierra 1500 Crew Cab<br>Short Bed       | TC10543              | TK10543               |                   |
| Sierra 1500 Crew Cab<br>Standard Bed    | -                    | TK10743               |                   |
| Sierra 1500 Double<br>Cab Standard Bed  | TC10753              | TK10753               |                   |
| Sierra 1500 Regular<br>Cab Standard Bed | TC10703              | TK10703               |                   |
| Sierra 1500 Regular<br>Cab Long Bed     | TC10903              | TK10903               |                   |
|   |                      |                       |                   |
|   | 2WD                  | 4WD                   |                   |
| Sierra 2500 Heavy Duty                  |                      |                       |                   |



|                         | FWD   | AWD   |
|-------------------------|-------|-------|
| Enclave Preferred       | 4LB56 | 4LB56 |
| Enclave Sport Touring   | 4LD56 | 4LD56 |
| Enclave Avenir          | 4LE56 | 4LE56 |
|                         | FWD   | AWD   |
| Encore GX Preferred     | 4TR26 | 4TV26 |
| Encore GX Sport Touring | 4TS26 | 4TY26 |
| Encore GX Avenir        | 4TT26 | 4TZ26 |
|                         | AWD   |       |
| Envision Preferred      | 4ZB26 |       |
| Envision Sport Touring  | 4ZC26 |       |
| Envision Avenir         | 4ZE26 |       |
|                         | FWD   |       |
| Envista Preferred       | 4TQ58 |       |
| Envista Sport Touring   | 4TR58 |       |
| Envista Avenir          | 4TS58 |       |



|                        | RWD   | Dual Motor AWD |
|------------------------|-------|----------------|
| LYRIQ Luxury           | 6MB26 | 6MB26          |
| LYRIQ Premium Luxury   | 6MB26 | 6MB26          |
| LYRIQ Signature Luxury | 6MB26 | 6MB26          |
| LYRIQ Sport            | 6MC26 | 6MC26          |
| LYRIQ Premium Sport    | 6MC26 | 6MC26          |
| LYRIQ Signature Sport  | 6MC26 | 6MC26          |
| LYRIQ-V                | -     | 6MD26          |
| LYRIQ-V Premium        | -     | 6MD26          |
|                        | RWD   | Dual Motor AWD |
| OPTIQ Luxury           | 6MP26 | 6MP26          |
| OPTIQ Premium Luxury   | 6MP26 | 6MP26          |
| OPTIQ Sport            | 6MR26 | 6MR26          |
| OPTIQ Premium Sport    | 6MR26 | 6MR26          |
| OPTIQ V-Series         | -     | 6MR26          |
|                        | FWD   | AWD            |
| XT4 Premium Luxury     | 6ZC26 | 6ZC26          |
| XT4 Sport              | 6ZE26 | 6ZE26          |
|                        | FWD   | AWD            |
| XT5 Luxury             | 6NF26 | 6NF26          |
| XT5 Premium Luxury     | 6NH26 | 6NH26          |
| XT5 Sport              | -     | 6NJ26          |

**envolve**



# VEHICLE MODEL DESIGNATIONS



|  | 139" Wheelbase    | 159" Wheelbase     | 177" Wheelbase |
|--|-------------------|--------------------|----------------|
| Express 3500 Cutaway                           | CG33503           | CG33803            | CG33903        |
| Express 4500 Cutaway                           | -                 | CG33803            | CG33903        |
|  | Regular Wheelbase | Extended Wheelbase |                |
| Express Passenger Van G2500 RWD                | CG23406           | -                  |                |
| Express Passenger Van G3500 RWD                | CG33406           | CG33706            |                |
|  | Regular Cab       | Crew Cab           |                |
| Low Cab Forward 3500 HG (Gas) 109" Wheelbase   | CP11003           | -                  |                |
| Low Cab Forward 3500 HG (Gas) 132.5" Wheelbase | CP12003           | -                  |                |
| Low Cab Forward 3500 HG (Gas) 150" Wheelbase   | CP13003           | CP13043            |                |
| Low Cab Forward 3500 HG (Gas) 176" Wheelbase   | CP14003           | CP14043            |                |

SCROLL FOR MORE CONTENT

- = Not Available



|  | 2WD     | 4WD     |
|--|---------|---------|
| Silverado 1500 Regular Cab Standard Bed                                | CC10703 | CK10703 |
| Silverado 1500 Regular Cab Long Bed                                    | CC10903 | CK10903 |
| Silverado 1500 Double Cab Standard Bed                                 | CC10753 | CK10753 |
| Silverado 1500 Crew Cab Short Bed                                      | CC10543 | CK10543 |
| Silverado 1500 Crew Cab Standard Bed                                   | CC10743 | CK10743 |
|  |         | 4WD     |
| Silverado 1500 Police Pursuit Vehicle Crew Cab Short Bed               |         | CK10543 |
| Silverado 1500 Police Pursuit Vehicle Crew Cab Short Bed 2-Inch Lifted |         | CK10543 |
| Silverado 1500 Special Service Vehicle Crew Cab Short Bed              |         | CK10543 |
| Silverado 1500 Special Service Vehicle Crew Cab Standard Bed           |         | CK10743 |
|  | 2WD     | 4WD     |
| Silverado 2500 HD Regular Cab Long Bed                                 | CC20903 | CK20903 |
| Silverado 2500 HD  |         |         |

SCROLL FOR MORE CONTENT



| Sierra 3500 Heavy Duty Regular Cab SRW/DRW Long Bed             | TC30903 | TK30903        |
|---|---------|----------------|
| Sierra 3500 Heavy Duty Double Cab SRW/DRW Long Bed              | TC30953 | TK30953        |
| Sierra 3500 Heavy Duty Crew Cab SRW Standard Bed                | TC30743 | TK30743        |
| Sierra 3500 Heavy Duty Crew Cab SRW/DRW Long Bed                | TC30943 | TK30943        |
|   | 2WD     | 4WD            |
| Sierra 3500 Heavy Duty Chassis Cab Regular Cab DRW Long Bed     | TC31403 | TK31403        |
| Sierra 3500 Heavy Duty Chassis Cab Regular Cab DRW Standard Bed | TC31003 | TK31003        |
| Sierra 3500 Heavy Duty Chassis Cab Crew Cab DRW Standard Bed    | TC31043 | TK31043        |
|   |         | Dual Motor 4WD |
| Sierra EV Crew Cab Short Bed                                    |         | TT35843        |
|   | FWD     | AWD            |

SCROLL FOR MORE CONTENT



|                       | FWD   | AWD            |
|-----------------------|-------|----------------|
| XT6 Luxury            | 6NV26 | 6NV26          |
| XT6 Premium Luxury    | 6NW26 | 6NW26          |
| XT6 Sport             | -     | 6NX26          |
|                       |       | Dual Motor AWD |
| VISTIQ Luxury         |       | 6MB56          |
| VISTIQ Premium Luxury |       | 6MB56          |
| VISTIQ Sport          |       | 6MC56          |
| VISTIQ Platinum       |       | 6MD56          |

SCROLL FOR MORE CONTENT



# VEHICLE MODEL DESIGNATIONS



|  |         |         |  | 2WD  | 4WD     |
|--|---------|---------|--|--|---------|
| Low Cab Forward 3500 HG (Gas) 176" Wheelbase   | CP14003 | CP14043 |  | Silverado 2500 HD Regular Cab Long Bed CC20903                 | CK20903 |
| Low Cab Forward 4500 HG (Gas) 109" Wheelbase   | CP31003 | -       |  | Silverado 2500 HD Double Cab Standard Bed CC20753              | CK20753 |
| Low Cab Forward 4500 HG (Gas) 132.5" Wheelbase | CP32003 | -       |  | Silverado 2500 HD Double Cab Long Bed CC20953                  | CK20953 |
| Low Cab Forward 4500 HG (Gas) 150" Wheelbase   | CP33003 | CP33043 |  | Silverado 2500 HD Crew Cab Standard Bed CC20743                | CK20743 |
| Low Cab Forward 4500 HG (Gas) 176" Wheelbase   | CP34003 | CP34043 |  | Silverado 2500 HD Crew Cab Long Bed CC20943                    | CK20943 |
| Low Cab Forward 5500 HG (Gas) 132.5" Wheelbase | CP52003 | -       |  | Silverado 3500 HD Regular Cab SRW/DRW Long Bed CC30903         | CK30903 |
| Low Cab Forward 5500 HG (Gas) 150" Wheelbase   | CP53003 | CP53043 |  | Silverado 3500 HD Double Cab SRW/DRW Long Bed CC30953          | CK30953 |
| Low Cab Forward 5500 HG (Gas) 176" Wheelbase   | CP54003 | CP54043 |  | Silverado 3500 HD Crew Cab SRW Standard Bed CC30743            | CK30743 |
| Low Cab Forward 5500 HG (Gas) 200" Wheelbase   | CP55003 | CP55043 |  | Silverado 3500 HD Crew Cab SRW/DRW Long Bed CC30943            | CK30943 |
| Low Cab Forward 5500 XG (Gas) 132.5" Wheelbase | CP62003 | -       |  |  |         |
|  |         |         |  | 2WD  | 4WD     |
|  |         |         |  | Silverado 3500 HD Chassis Cab Regular Cab DRW Long Bed CC31403 | CK31403 |



|                              |         | Dual Motor 4WD |
|------------------------------|---------|----------------|
| Sierra EV Crew Cab Short Bed |         | TT35843        |
|                              | FWD     | AWD            |
| Terrain Elevation            | TPB26   | TPB26          |
| Terrain AT4                  | -       | TPD26          |
| Terrain Denali               | -       | TPE26          |
|                              | 2WD     | 4WD            |
| Yukon Elevation              | TC10706 | TK10706        |
| Yukon AT4                    | -       | TK10706        |
| Yukon AT4 Ultimate           | -       | TK10706        |
| Yukon Denali                 | TC10706 | TK10706        |
| Yukon Denali Ultimate        | -       | TK10706        |
|                              | 2WD     | 4WD            |
| Yukon XL Elevation           | TC10906 | TK10906        |
| Yukon XL AT4                 | -       | TK10906        |
| Yukon XL AT4 Ultimate        | -       | TK10906        |
| Yukon XL Denali              | TC10906 | TK10906        |
| Yukon XL Denali Ultimate     | -       | TK10906        |



|                         | FWD   | AWD   |
|-------------------------|-------|-------|
| Enclave Preferred       | 4LB56 | 4LB56 |
| Enclave Sport Touring   | 4LD56 | 4LD56 |
| Enclave Avenir          | 4LE56 | 4LE56 |
|                         | FWD   | AWD   |
| Encore GX Preferred     | 4TR26 | 4TV26 |
| Encore GX Sport Touring | 4TS26 | 4TY26 |
| Encore GX Avenir        | 4TT26 | 4TZ26 |
|                         | AWD   |       |
| Envision Preferred      | 4ZB26 |       |
| Envision Sport Touring  | 4ZC26 |       |
| Envision Avenir         | 4ZE26 |       |
|                         | FWD   |       |
| Envista Preferred       | 4TQ58 |       |
| Envista Sport Touring   | 4TR58 |       |
| Envista Avenir          | 4TS58 |       |



|                       | FWD   | AWD            |
|-----------------------|-------|----------------|
| XT6 Luxury            | 6NV26 | 6NV26          |
| XT6 Premium Luxury    | 6NW26 | 6NW26          |
| XT6 Sport             | -     | 6NX26          |
|                       |       | Dual Motor AWD |
| VISTIQ Luxury         |       | 6MB56          |
| VISTIQ Premium Luxury |       | 6MB56          |
| VISTIQ Sport          |       | 6MC56          |
| VISTIQ Platinum       |       | 6MD56          |

**envolve**



# VEHICLE MODEL DESIGNATIONS



|   |             |          |
|---|-------------|----------|
| Low Cab Forward 5500 XG (Gas) 132.5" Wheelbase    | CP62003     | -        |
| Low Cab Forward 5500 XG (Gas) 150" Wheelbase      | CP63003     | CP63043  |
| Low Cab Forward 5500 XG (Gas) 176" Wheelbase      | CP64003     | CP64043  |
| Low Cab Forward 5500 XG (Gas) 200" Wheelbase      | CP65003     | CP65043  |
| Low Cab Forward 5500 XG (Gas) 212" Wheelbase      | CP66003     | CP66043  |
|   | Regular Cab | Crew Cab |
| Low Cab Forward 4500 HD (Diesel) 109" Wheelbase   | CT31003     | -        |
| Low Cab Forward 4500 HD (Diesel) 132.5" Wheelbase | CT32003     | -        |
| Low Cab Forward 4500 HD (Diesel) 150" Wheelbase   | CT33003     | CT33043  |
| Low Cab Forward 4500 HD (Diesel) 176" Wheelbase   | CT34003     | CT34043  |

|  |         |                |
|--|---------|----------------|
|  | 2WD     | 4WD            |
| Silverado 3500 HD Chassis Cab Regular Cab DRW Long Bed     | CC31403 | CK31403        |
| Silverado 3500 HD Chassis Cab Regular Cab DRW Standard Bed | CC31003 | CK31003        |
| Silverado 3500 HD Chassis Cab Crew Cab DRW Standard Bed    | CC31043 | CK31043        |
|  | 2WD     | 4WD            |
| Silverado 4500 HD/ 5500 HD/6500 HD Regular Cab DRW         | CC56403 | CK56403        |
| Silverado 4500 HD/ 5500 HD/6500 HD Crew Cab DRW            | CC56043 | CK56043        |
|  |         | Dual Motor AWD |
| Silverado EV Crew Cab Short Bed                            |         | CT35843        |
|  | 2WD     | 4WD            |
| Suburban LS  | CC10906 | CK10906        |
| Suburban LT  | CC10906 | CK10906        |
| Suburban RST   | CC10906 | CK10906        |
| Suburban Z71   | -       | CK10906        |



|                              |         |                |
|------------------------------|---------|----------------|
|                              |         | Dual Motor 4WD |
| Sierra EV Crew Cab Short Bed |         | TT35843        |
|                              | FWD     | AWD            |
| Terrain Elevation            | TPB26   | TPB26          |
| Terrain AT4                  | -       | TPD26          |
| Terrain Denali               | -       | TPE26          |
|                              | 2WD     | 4WD            |
| Yukon Elevation              | TC10706 | TK10706        |
| Yukon AT4                    | -       | TK10706        |
| Yukon AT4 Ultimate           | -       | TK10706        |
| Yukon Denali                 | TC10706 | TK10706        |
| Yukon Denali Ultimate        | -       | TK10706        |
|                              | 2WD     | 4WD            |
| Yukon XL Elevation           | TC10906 | TK10906        |
| Yukon XL AT4                 | -       | TK10906        |
| Yukon XL AT4 Ultimate        | -       | TK10906        |
| Yukon XL Denali              | TC10906 | TK10906        |
| Yukon XL Denali Ultimate     | -       | TK10906        |



|                         |       |       |
|-------------------------|-------|-------|
|                         | FWD   | AWD   |
| Enclave Preferred       | 4LB56 | 4LB56 |
| Enclave Sport Touring   | 4LD56 | 4LD56 |
| Enclave Avenir          | 4LE56 | 4LE56 |
|                         | FWD   | AWD   |
| Encore GX Preferred     | 4TR26 | 4TV26 |
| Encore GX Sport Touring | 4TS26 | 4TY26 |
| Encore GX Avenir        | 4TT26 | 4TZ26 |
|                         |       | AWD   |
| Envision Preferred      |       | 4ZB26 |
| Envision Sport Touring  |       | 4ZC26 |
| Envision Avenir         |       | 4ZE26 |
|                         |       | FWD   |
| Envista Preferred       |       | 4TQ58 |
| Envista Sport Touring   |       | 4TR58 |
| Envista Avenir          |       | 4TS58 |



|                       |       |                |
|-----------------------|-------|----------------|
|                       | FWD   | AWD            |
| XT6 Luxury            | 6NV26 | 6NV26          |
| XT6 Premium Luxury    | 6NW26 | 6NW26          |
| XT6 Sport             | -     | 6NX26          |
|                       |       | Dual Motor AWD |
| VISTIQ Luxury         |       | 6MB56          |
| VISTIQ Premium Luxury |       | 6MB56          |
| VISTIQ Sport          |       | 6MC56          |
| VISTIQ Platinum       |       | 6MD56          |

SCROLL FOR MORE CONTENT

SCROLL FOR MORE CONTENT

SCROLL FOR MORE CONTENT

SCROLL FOR MORE CONTENT

- = Not Available



# VEHICLE MODEL DESIGNATIONS



|   |         |         |                               |         |         |
|---|---------|---------|-------------------------------|---------|---------|
| Low Cab Forward 4500 XD (Diesel) 109" Wheelbase   | CT41003 | -       | Suburban Z71                  | -       | CK10906 |
| Low Cab Forward 4500 XD (Diesel) 132.5" Wheelbase | CT42003 | -       | Suburban Premier              | CC10906 | CK10906 |
| Low Cab Forward 4500 XD (Diesel) 150" Wheelbase   | CT43003 | CT43043 | Suburban High Country         | CC10906 | CK10906 |
| Low Cab Forward 4500 XD (Diesel) 176" Wheelbase   | CT44003 | CT44043 |                               | 2WD     | 4WD     |
| Low Cab Forward 5500 XD (Diesel) 109" Wheelbase   | CT61003 | -       | Tahoe Commercial              | -       | CK10706 |
| Low Cab Forward 5500 XD (Diesel) 132.5" Wheelbase | CT62003 | -       | Tahoe LS                      | CC10706 | CK10706 |
| Low Cab Forward 5500 XD (Diesel) 150" Wheelbase   | CT63003 | CT63043 | Tahoe LT                      | CC10706 | CK10706 |
| Low Cab Forward 5500 XD (Diesel) 176" Wheelbase   | CT64003 | CT64043 | Tahoe RST                     | CC10706 | CK10706 |
| Low Cab Forward 5500 XD (Diesel) 200" Wheelbase   | CT65003 | -       | Tahoe Z71                     | -       | CK10706 |
| Low Cab Forward 5500 XD (Diesel) 212" Wheelbase   | CT66003 | -       | Tahoe Premier                 | CC10706 | CK10706 |
|   |         |         | Tahoe High Country            | CC10706 | CK10706 |
|   |         |         |                               | 2WD     | 4WD     |
|   |         |         | Tahoe Police Pursuit Vehicle  | CC10706 | CK10706 |
|   |         |         | Tahoe Special Service Vehicle | -       | CK10706 |
|   |         |         |                               | FWD     | AWD     |
|   |         |         | Trailblazer LS                | 1TR56   | 1TV56   |
|   |         |         | Trailblazer LT                | 1TU56   | 1TW56   |
|   |         |         | Trailblazer RS                | 1TT56   | 1TY56   |
|   |         |         | Trailblazer ACTIV             | 1TS56   | 1TX56   |
|   |         |         |                               | FWD     | AWD     |
|   |         |         | Traverse LT                   | 1LB56   | 1LB56   |
|   |         |         | Traverse Z71                  | -       | CK10706 |



|                              |         |                   |
|------------------------------|---------|-------------------|
|                              |         | Dual Motor<br>4WD |
| Sierra EV Crew Cab Short Bed |         | TT35843           |
|                              |         |                   |
|                              | FWD     | AWD               |
| Terrain Elevation            | TPB26   | TPB26             |
| Terrain AT4                  | -       | TPD26             |
| Terrain Denali               | -       | TPE26             |
|                              |         |                   |
|                              | 2WD     | 4WD               |
| Yukon Elevation              | TC10706 | TK10706           |
| Yukon AT4                    | -       | TK10706           |
| Yukon AT4 Ultimate           | -       | TK10706           |
| Yukon Denali                 | TC10706 | TK10706           |
| Yukon Denali Ultimate        | -       | TK10706           |
|                              |         |                   |
|                              | 2WD     | 4WD               |
| Yukon XL Elevation           | TC10906 | TK10906           |
| Yukon XL AT4                 | -       | TK10906           |
| Yukon XL AT4 Ultimate        | -       | TK10906           |
| Yukon XL Denali              | TC10906 | TK10906           |
| Yukon XL Denali Ultimate     | -       | TK10906           |



|                         | FWD   | AWD   |
|-------------------------|-------|-------|
| Enclave Preferred       | 4LB56 | 4LB56 |
| Enclave Sport Touring   | 4LD56 | 4LD56 |
| Enclave Avenir          | 4LE56 | 4LE56 |
|                         | FWD   | AWD   |
| Encore GX Preferred     | 4TR26 | 4TV26 |
| Encore GX Sport Touring | 4TS26 | 4TY26 |
| Encore GX Avenir        | 4TT26 | 4TZ26 |
|                         | AWD   |       |
| Envision Preferred      | 4ZB26 |       |
| Envision Sport Touring  | 4ZC26 |       |
| Envision Avenir         | 4ZE26 |       |
|                         | FWD   |       |
| Envista Preferred       | 4TQ58 |       |
| Envista Sport Touring   | 4TR58 |       |
| Envista Avenir          | 4TS58 |       |



|                       | FWD            | AWD   |
|-----------------------|----------------|-------|
| XT6 Luxury            | 6NV26          | 6NV26 |
| XT6 Premium Luxury    | 6NW26          | 6NW26 |
| XT6 Sport             | –              | 6NX26 |
|                       |                |       |
|                       | Dual Motor AWD |       |
| VISTIQ Luxury         | 6MB56          |       |
| VISTIQ Premium Luxury | 6MB56          |       |
| VISTIQ Sport          | 6MC56          |       |
| VISTIQ Platinum       | 6MD56          |       |



# VEHICLE MODEL DESIGNATIONS



|   |         |         |
|---|---------|---------|
| Low Cab Forward 4500 XD (Diesel) 109" Wheelbase   | CT41003 | -       |
| Low Cab Forward 4500 XD (Diesel) 132.5" Wheelbase | CT42003 | -       |
| Low Cab Forward 4500 XD (Diesel) 150" Wheelbase   | CT43003 | CT43043 |
| Low Cab Forward 4500 XD (Diesel) 176" Wheelbase   | CT44003 | CT44043 |
| Low Cab Forward 5500 XD (Diesel) 109" Wheelbase   | CT61003 | -       |
| Low Cab Forward 5500 XD (Diesel) 132.5" Wheelbase | CT62003 | -       |
| Low Cab Forward 5500 XD (Diesel) 150" Wheelbase   | CT63003 | CT63043 |
| Low Cab Forward 5500 XD (Diesel) 176" Wheelbase   | CT64003 | CT64043 |
| Low Cab Forward 5500 XD (Diesel) 200" Wheelbase   | CT65003 | -       |
| Low Cab Forward 5500 XD (Diesel) 212" Wheelbase   | CT66003 | -       |

|                       | FWD   | AWD   |
|-----------------------|-------|-------|
| Traverse LT           | 1LB56 | 1LB56 |
| Traverse Z71          | -     | 1LC56 |
| Traverse High Country | 1LD56 | 1LD56 |
| Traverse RS           | 1LD56 | 1LD56 |
|                       | FWD   |       |
| Trax LS               | 1TR58 |       |
| Trax 1RS              | 1TR58 |       |
| Trax LT               | 1TU58 |       |
| Trax 2RS              | 1TU58 |       |
| Trax ACTIV            | 1TU58 |       |



|                              | Dual Motor 4WD |         |
|------------------------------|----------------|---------|
| Sierra EV Crew Cab Short Bed | TT35843        |         |
|                              | FWD            | AWD     |
| Terrain Elevation            | TPB26          | TPB26   |
| Terrain AT4                  | -              | TPD26   |
| Terrain Denali               | -              | TPE26   |
|                              | 2WD            | 4WD     |
| Yukon Elevation              | TC10706        | TK10706 |
| Yukon AT4                    | -              | TK10706 |
| Yukon AT4 Ultimate           | -              | TK10706 |
| Yukon Denali                 | TC10706        | TK10706 |
| Yukon Denali Ultimate        | -              | TK10706 |
|                              | 2WD            | 4WD     |
| Yukon XL Elevation           | TC10906        | TK10906 |
| Yukon XL AT4                 | -              | TK10906 |
| Yukon XL AT4 Ultimate        | -              | TK10906 |
| Yukon XL Denali              | TC10906        | TK10906 |
| Yukon XL Denali Ultimate     | -              | TK10906 |



|                         | FWD   | AWD   |
|-------------------------|-------|-------|
| Enclave Preferred       | 4LB56 | 4LB56 |
| Enclave Sport Touring   | 4LD56 | 4LD56 |
| Enclave Avenir          | 4LE56 | 4LE56 |
|                         | FWD   | AWD   |
| Encore GX Preferred     | 4TR26 | 4TV26 |
| Encore GX Sport Touring | 4TS26 | 4TY26 |
| Encore GX Avenir        | 4TT26 | 4TZ26 |
|                         | AWD   |       |
| Envision Preferred      | 4ZB26 |       |
| Envision Sport Touring  | 4ZC26 |       |
| Envision Avenir         | 4ZE26 |       |
|                         | FWD   |       |
| Envista Preferred       | 4TQ58 |       |
| Envista Sport Touring   | 4TR58 |       |
| Envista Avenir          | 4TS58 |       |



|                       | FWD            | AWD   |
|-----------------------|----------------|-------|
| XT6 Luxury            | 6NV26          | 6NV26 |
| XT6 Premium Luxury    | 6NW26          | 6NW26 |
| XT6 Sport             | -              | 6NX26 |
|                       | Dual Motor AWD |       |
| VISTIQ Luxury         | 6MB56          |       |
| VISTIQ Premium Luxury | 6MB56          |       |
| VISTIQ Sport          | 6MC56          |       |
| VISTIQ Platinum       | 6MD56          |       |

SCROLL FOR MORE CONTENT

SCROLL FOR MORE CONTENT

SCROLL FOR MORE CONTENT

SCROLL FOR MORE CONTENT

- = Not Available



# ABOUT THIS GUIDE



envolve

## THIS MATERIAL IS NOT INTENDED FOR, OR APPROVED FOR USE IN, ADVERTISING

We reserve the right to make changes at any time, without notice, in prices, colors, materials, equipment, specifications, models and availability. Specifications, dimensions, measurements, ratings and other numbers in this guide and other printed materials provided at the dealership or affixed to vehicles are approximates based upon design and engineering drawings, prototypes and laboratory tests.

Your vehicle may differ due to variations in manufacture and equipment. Since some information may have been updated since the time of release, please check with your GM dealer for complete details. Competitive comparison claims are based on most current competitive information. GM reserves the right to lengthen or shorten the model year for any product for any reason, or to start and end model years at different times.

The vehicles described in this guide are equipped with engines and components produced and assembled by different operating units of General Motors, its subsidiaries and suppliers, and these engines and components may change or be obtained from different sources from time to time. All such engines and components are approved for use in GM vehicles. Certain equipment ordered may be unavailable at the time of assembly. Some of the equipment shown or described throughout this guide may be available at extra cost and/or supplied by an independent supplier.

See your local GM Envolv Account Executive or Dealer Fleet/Commercial Sales Manager or go to [gmenvolve.com](http://gmenvolve.com) for up-to-date information.

## COPYRIGHT

Copyright 2025 General Motors. All Rights Reserved. All text, images, graphics and other materials in this guide are subject to the copyright and other intellectual property rights of GM. These materials may not be reproduced, distributed or modified without the express written permission of GM.

## TRADEMARK

The marks appearing in this guide including, but not limited to: (i) GM and the GM Logo; (ii) Chevrolet, Buick, Cadillac and GMC and their respective logos, emblems, slogans and vehicle model names and body designs; and (iii) other marks such as ACDelco, Autotrac, Duralife, Duramax, ECOTEC, GM Envolv, Magnetic Ride Control, QuietTuning, Regen On Demand, SkyScape, StabiliTrak, UltraView, Z71 and ZR2 are trademarks and/or service marks of GM, its subsidiaries, affiliates or licensors. OnStar and the OnStar emblems are registered trademarks of OnStar LLC.

Apple CarPlay is a trademark of Apple Inc. Siri, iPhone and Apple Music are trademarks of Apple Inc., registered in the U.S. and other countries. Android Auto™ is a trademark of Google LLC. Brembo is a registered trademark of FRENIBREMBO S.P.A. The Bluetooth word mark is a registered trademark owned by Bluetooth SIG, Inc. Wi-Fi is a registered trademark of Wi-Fi Alliance. Bose and Centerpoint are registered trademarks of the Bose Corp. SiriusXM, the SiriusXM logo, channel names and logos are trademarks of SiriusXM Radio Inc. and are used under license. HD Radio is a registered trademark of iBiquity Digital Corporation in the United States and/or other countries. Allison Transmission is a trademark of Allison Transmission, Inc. Goodyear is a trademark of the Goodyear Tire & Rubber Company. Michelin Selfseal is a registered trademark of Michelin North America.

## AN IMPORTANT NOTE ABOUT ALTERATIONS AND WARRANTIES

Installations or alterations to the original equipment vehicle (or chassis) as distributed by General Motors are not covered by the General Motors New Vehicle Limited Warranty. The special body company, assembler, equipment installer or upfitter is solely responsible for warranties on the body or equipment and any alterations (or any effect of the alterations) to any of the parts, components, systems or assemblies installed by GM. General Motors is not responsible for the safety or quality of design features, materials or workmanship of any alterations by such suppliers.

START  
OVER