


1971 Plymouth Police Cars



**Coming
Through.**

Fury Pursuit.

Fleet afoot.

Big Fury Pursuit. With Torsion-Quiet Ride, for the ultimate in control and quiet (see illustration on inside back cover). With a 120 inch wheelbase for excellent road stability. With big comfortable interiors. The Fury Pursuit really comes through in the tight spots.

You get a special performance handling package. Standard. Made up of heavy-duty torsion bars, $\frac{1}{2}$ " front sway bar, extra-heavy-duty rear leaf springs, and oversize heavy-duty front and rear shocks tailored to the car. What it all means is complete control.

Standard on the Fury Pursuit model is the big 318 cu. in. V-8. Uses regular gas.

If you need more, we can give it to you. A 440 cu. in. Police Super Commando V-8. Regular-gas power with a single 4-bbl. carburetor. Available on Fury with a special high-speed automatic transmission.

Then there's the big one. A 440 cu. in. Police Pursuit Special V-8. Available only on Fury sedans with special high-speed automatic transmission.

For the quieter beat we offer the Fury Patroller. Same solid strength. Same size. But with a 225 cu. in. Six, a heavy-duty 3-speed automatic transmission, and heavy-duty suspension.

Any way you look at it the Fury comes through with big comfort, durability and engineering. For you.





Satellite Pursuit.

Your right arm.

For 1971, the Satellite Pursuit comes through all-new from the pavement up. Our four-door Satellite was engineered to be just a four-door. The result? More room and comfort. The Satellite Pursuit offers you quick-response handling, and a smooth on-or-off-the-road ride, on a 117 inch wheelbase. The powerful 318 cu. in. V-8 is the standard engine. Or, if you need all-out performance from regular gas order the optional 383 cu. in. Super Commando 4-bbl. V-8. You can depend on any Satellite Pursuit engine.

But here's what translates that power into action. The transmission. Standard on the Satellite Pursuit is a heavy-duty three-speed TorqueFlite automatic transmission.

To make you more comfortable and secure we offer you a choice of options. Like power front disc brakes, of the single-piston, floating-caliper type. Heavy-duty cloth-and-vinyl trim is standard for Satellite police cars. But with a minimum of 10 units, you may specify black or tan all-vinyl bucket seats on a special order basis.

And, as with Fury, we offer a Satellite Patroller model. With new four-door engineering. You've got everything the Pursuit model offers, and a 225 cu. in. Six.

Any way you take it, Satellite comes through with engineering, durability and comfort. For you.

Fury Emergency Wagon.

Double duty I.

The Fury Emergency Wagon is more than just a wagon. It's a complete police vehicle.


It has the same engine options as our Fury Pursuit, with the exception of the 440 cu. in. Police Pursuit Special. That's available only on sedans. And it has a standard heavy-duty suspension with heavy-duty springs and shocks and a front sway bar. But as its name implies, it was built for emergencies.

The tailgate opens out like a door, down like a gate. And it's wide enough for two stretchers with ample length to accommodate almost any emergency situation.

Another practical feature of our Fury Emergency Wagon is the Rear Integral Wind Deflector. When the car is moving, the deflector directs air down over the rear window, helping to keep it free from dirt and grime.

Among the special options available for all Fury Emergency Wagons is the self-washing tailgate window. Just press a button inside and the tailgate window lowers, then comes up clean.

Fury Emergency Wagon. Coming through for you with engineering and comfort for everyday service, and features that make it invaluable in an emergency.



Satellite Emergency Wagon.

Double duty II.




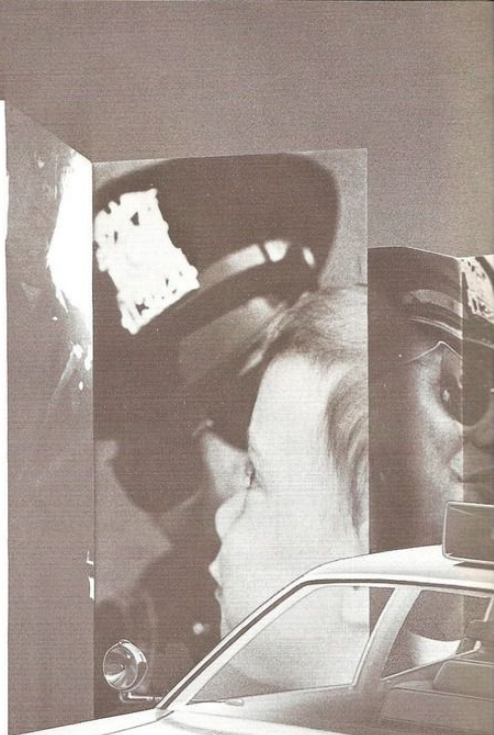
The Satellite Emergency Wagon. We made it all-new. And we made it with all the attributes of our Satellite Pursuit model, and then some.

You have the same range of powerful V-8s to choose from. The same three-speed TorqueFlite automatic transmission. And the same brakes, including optional front power discs.

Satellite's tailgate opens three ways. Like a door with the glass up, or with the glass down, or with the tailgate down flat for loading stretchers. There's an optional automatic lock when it's best the tailgate doesn't open at all. When the ignition key is on, the tailgate is locked. A switch on the instrument panel allows for unlocking. And there's plenty of cargo space with the rear seat folded down. Enough, in fact, for just about any task we can think of.

The Satellite Emergency Wagon gives you the same great attention to engineering and durability that you get throughout the Plymouth Police lineup. Like our 7-step dip-and-spray rust protection process. Keeps the cars looking as great as they perform.

Satellite Emergency Wagon. Coming through in an emergency. Dependable for you.



The Plymouth Lineup

(Note: bumper guards and body side molding shown on cover car are optional.)

Specifications listed below are standard on Fury models.

CHASSIS:

Engines: 6-cylinder models: The 225 cu. in. engine is the standard engine on all Fury 6-cyl. models. 8-cylinder models: the 318 cu. in. engine is the standard engine on all Fury V-8 models.

Oil Filter: Full-flow throwaway element type.

Heavy-duty TorqueFlite Automatic 3-speed Transmission.

Suspension: Special Handling Package: 8-cylinder sedans only. A specially designed and engineered suspension for pursuit-type work. Contains the following heavy-duty components matched for high-speed handling: 1 1/2" Front Sway Bar, Torsion Bars, Extra-heavy-duty Rear Leaf Springs, and Heavy-duty 1 1/2" Front and 1 3/4" Rear Shock Absorbers.

Heavy-duty Suspension: All wagons and 6-cylinder sedans. All heavy-duty components—for police patrol work. Includes: Torsion Bars, Heavy-duty Rear Leaf Springs, and Heavy-duty 1 1/2" Front and Rear Shock Absorbers. 1 1/2" Sway Bar is standard on wagons, special equipment on 6-cylinder sedans.

Heavy-duty Police Brakes: 11 x 3 front and 11 x 2 1/2 rear (automatic-adjusting).

Dual Master Brake Cylinder.

Energy-absorbing Steering Column: With ignition lock.

Tires: Blackwall, tubeless, bias-belted—Fury sedan F78 x 15 (G78 x 15 for 383 or 440 engines). Fury wagon J78 x 15. Note: Optional extra-cost high-performance tires recommended for high-speed service.

Extra-width Wheels: 15" x 6JJ (6.5 JJ wagons).

High-capacity Radiator.

Fan Shroud: 7-blade fan on 8-cyl. models only.

Hood-to-Radiator Seals.

ELECTRICAL:

60 Ampere Ammeter.

50 Ampere Heavy-duty Chrysler Alternator: With dependable transistorized regulator.

Electrical Safety Link in Charging Circuit.

Dual Horns.

Full-circle Horn Ring.

Speedometer: Certified calibrated (140 mph).

Back-up Lights: Dual.

Dual Windshield Wipers: 2-Speed.

Windshield Washers.

Heavy-duty Stoplight Switch.

Heater: Fresh air with defrosters.

70 Ampere/Hour Battery.

Battery Heat Shield.

Parking Brake Warning Light.

Hazard Warning Light System.

BODY:

Sedans: Heavy-duty Tan Cloth-and-Vinyl Interior (Code K1T7)†

Wagons: All-vinyl, trim design and color same as on Fury Suburban Wagon.

Heavy-duty Seat and Seat-back Springs: Front seat only on wagons.

Front Seat-back Surface supported by Hardboard Backing.

Foam Seat Cushions: Front and rear.

Heavy-duty Floor Mats: Black rubber (front and rear).

Armrests: Front and rear.

Ash Receivers: Front and rear.

Padded Sun Visors: Left and right.

Safety Padded Instrument Panel.

Head Restraints: Front, left and right.

Mirror: Manual, left outside, door-mounted.

Mirror: Day/Night, inside rearview.

Seat Belts: 3 front and 3 rear.

Shoulder Belts: Front, left and right.

Roof Reinforcement Plate: For roof-mounted siren or light.

†Heavy-duty, all-vinyl (Code K2T7) tan or (Code K2X9) black available on sedan at extra cost. Standard duty color trims available at no extra cost.

Specifications listed below are standard on Satellite models.

CHASSIS:

Engines: 6-cylinder models: The 225 cu. in. engine is the standard engine on all Satellite 6-cyl. models. 8-cylinder models: The 318 cu. in. engine is the standard engine on all Satellite V-8 models.

Oil Filter: Full-flow throwaway element type.

Heavy-duty TorqueFlite Automatic 3-speed Transmission.

Suspension: Special Handling Package: V-8 sedans only. A specially designed and engineered suspension for pursuit-type work. Contains the following heavy-duty components matched for high-speed handling: Sway Bar, Torsion Bars, Extra-heavy-duty

Rear Leaf Springs, and Heavy-duty Front and Rear Shock Absorbers.

Heavy-duty Suspension: All wagons and 6-cylinder sedans. All heavy-duty components—for police patrol work. Includes: Torsion Bars, Heavy-duty Front and Rear Shock Absorbers. Sway Bar is standard on wagons, special equipment on 6-cylinder sedans.

Heavy-duty Police Brakes: 11 x 3 front, 11 x 2.5 rear (automatic-adjusting).

Dual Master Brake Cylinder.

Energy-absorbing Steering Column: With ignition lock.

Heavy-duty Steering Shaft Coupling: Manual Steering only.

Tires: Blackwall tubeless—sedans E78 x 14, 6-cyl.; F78 x 14, 8-cyl.; wagon H78 x 14. Note: Optional extra-cost high-performance tires recommended for high-speed service.

Extra-width Wheels: 14" x 5 1/2 JJ.

High Capacity Radiator.

Fan Shroud: 8-cyl. models only.

Hood-to-Radiator Seals.

ELECTRICAL:

60 Ampere Ammeter.

50 Ampere Heavy-duty Chrysler Alternator: With transistorized regulator.

Electrical Safety Link in Charging Circuit.

Dual Horns.

Full-circle Horn Ring.

Speedometer: Certified calibrated (120 mph).

Back-up Lights: Dual.

Dual Windshield Wipers: 2-speed.

Windshield Washers.

Heavy-duty Stoplight Switch.

Heater: Fresh air with defrosters.

70 Ampere/Hour Battery.

Battery Heat Shield.

Parking Brake Warning Light.

Hazard Warning Light System.

BODY:

Sedans: Heavy-duty Tan Cloth-and-Vinyl Interior (Code K1T7)†

Wagons: All-vinyl, trim design and color same as on Satellite passenger wagon.

Heavy-duty Seat and Seat-back Springs: Front seat only on wagon and coupe.

Front Seat-back Surface supported by Hardboard Backing.

Foam Seat Cushions: Front and rear.

Heavy-duty Floor Mats: Black rubber (front and rear).

Armrests: Front and rear.

Ash Receivers: Front and rear.

Padded Sun Visors: Left and right.

Safety Padded Instrument Panel.

Head Restraints: Front, left and right.

Mirror: Manual, left outside, door-mounted.

Mirror: Day/Night, inside rearview.

Seat Belts: 3 front and 3 rear.

Shoulder Belts: Front, left and right.

Roof Reinforcement Plate: For roof-mounted siren or light.

†Heavy-duty, all-vinyl, tan trim (Code K2T7) or black (Code K2X9) available on sedan only, at extra cost. Standard duty color trims available at no extra cost.

Optional Equipment, 1971 Fury and Satellite Police Specials.

Air Conditioning: Chrysler Airtemp (60 amp alternator standard).

Alternators: 60 Ampere Chrysler and 65 Ampere compact Leece-Neville, both with Transistorized Regulators and Silicon Rectifiers. 65 Ampere alternator not available with air conditioning or power steering on 6-cyl. models. 65 Ampere alternator not available with air conditioning on 318 cu. in. engine.

Brakes: Front Disc Brakes (power only).

Deck Lid Remote Release: Control on instrument panel.

Differential: Sure-Grip, available with 3.23 ratio-axle only.

Electrically-operated tailgate window: Standard on Fury, optional on Satellite wagons.

Fan, Seven-blade: 6-cyl. models.

Fan: High-capacity seven-blade slip drive (with 383 or 440 cubic inch engines only).

Fast Idle Control: Manual.

Keys: Single key for all locks on car. Different key for each car. (N/A with power tailgate on Satellite.)

Universal key for all locks on all cars in Fleet. (N/A with power tailgate on Satellite.)

Maximum Cooling Package: Maximum-capacity radiator on 8-cylinder models and a fan shroud on 6-cylinder models.

Oil Filter: Replaceable element for 225 cu. in. Six and 318 cu. in. V-8 only.

Oil Pressure Gauge: Available on Fury only. (N/A with clock.)

Radio Suppression Package: Available on all models.

Roof Light Wiring: Single, 12-gauge wire, less hole.

Self-cleaning Rear Tailgate Window: Fury Emergency Wagons.

Spot Lights: 5" or 6", right, left or both. "A" pillar mounting.

Tinted Windshield and Side Glass: Available on all models.

Tires: Set of five, oversize and/or police high-performance type.

Trim: All-vinyl tan or black on 4-door sedan.

Fury and Satellite engines.

Standard:

225 cubic inch 6-cylinder engine: Standard on Fury and Satellite Patrolers. Gross Horsepower*: 145 at 4000 rpm. Net Horsepower*: 110 at 4000 rpm. Gross Torque*: 215 lbs.-ft. at 2400 rpm. Net Torque*: 185 lbs.-ft. at 2400 rpm. Compression ratio: 8.4 to 1. Bore: 3.40 in. Stroke: 4.125 in. Single-throat downdraft carburetor. Single exhaust. Coolant capacity, with heater, 14 qts. Special chrome-plated top piston rings and special oil pressure control valve for police service. Fuel: regular.

318 cubic inch V-8 engine: standard on Fury & Satellite Pursuits. Gross Horsepower*: 230 at 4400 rpm. Net Horsepower*: 155 at 4000 rpm. Gross Torque*: 320 lbs.-ft. at 2000 rpm. Net Torque*: 260 lbs.-ft. at 1600 rpm. Compression ratio: 8.6 to 1. Bore: 3.91 in. Stroke: 3.31 in. 2-bbl. downdraft carburetor. Single exhaust. Coolant capacity, with heater, 18.5 qts. Fuel: regular. May be ordered on any car.

Optional:

360 cubic inch V-8 engine: Gross Horsepower: 255 at 4400 rpm. Net Horsepower*: 175 at 4000 rpm. Compression ratio: 8.7 to 1. Gross Torque*: 360 lbs.-ft. at 2400 rpm. Net Torque*: 295 lbs.-ft. at 2400 rpm. Bore: 4.00 in. Stroke: 3.58 in. 2-bbl. carburetor. Single exhaust. Coolant capacity: with heater, 17 qts. Available only in Fury.

383 cubic inch 2-bbl. V-8 engine: Gross Horsepower: 275 at 4400 rpm. Net Horsepower*: 190 at 4400 rpm. Compression ratio: 8.5 to 1. Gross Torque*: 375 lbs.-ft. at 2800 rpm. Net Torque*: 305 lbs.-ft. at 2800 rpm. Bore: 4.25 in. Stroke: 3.38 in. 2-bbl. carburetor. Single exhaust. Coolant capacity: with heater, 16 qts. Fuel: regular.

383 cubic inch 4-bbl. V-8 engine: Gross Horsepower: 300 at 4800 rpm. Net Horsepower*: 250 at 4800 rpm. Gross Torque*: 410 lbs.-ft. at 3400 rpm. Net Torque*: 325 lbs.-ft. at 3400 rpm. Compression ratio: 8.5 to 1. Bore: 4.25 in. Stroke: 3.38 in. Coolant capacity: with heater, 16 qts. Fuel: regular. With special high-speed-shift automatic transmission.

440 cubic inch Super Commando 4-bbl. V-8 engine: Gross Horsepower: 335 at 4400 rpm. Net Horsepower*: 250 at 4400 rpm. Gross Torque*: 460 lbs.-ft. at 3200 rpm. Net Torque*: 380 lbs.-ft. at 2800 rpm. Compression ratio: 8.8 to 1. Bore: 4.32 in. Stroke: 3.75 in. Dual exhausts. Coolant capacity: with heater, 18 qts. Fuel: regular. Available only in Fury with special high-speed-shift automatic transmission. NA wagons.

440 cubic inch Police Pursuit Special V-8 engine: Gross Horsepower*: 370 at 4600 rpm. Net Horsepower*: 305 at 4600 rpm. Gross Torque*: 480 lbs.-ft. at 3200 rpm. Net Torque*: 400 lbs.-ft. at 3200 rpm. Compression ratio: 9.5 to 1. Bore: 4.32 in. Stroke: 3.75 in. Single 4-bbl. carburetor. Dual exhausts. Coolant capacity: with heater, 18 qts. Fuel: premium. Available only in Fury sedans with special high-speed-shift automatic transmission.

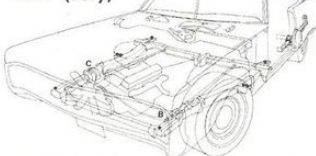
*Installed.

Note: Most of the above-listed engines and Police Package may be ordered as a "Package" on any Fury I, II, or III. And on Suburban or Custom Suburban wagons. Packages (CODE: A38) are the same as police models but do not include floor mats or full-circle horn-rim steering wheel. Specifications, equipment and prices are subject to change without notice. Cars illustrated in some cases may be shown with items that are extra-cost optional equipment.

Special note: Sirens, flashers, special paint treatments, special lettering, special bumpers, and other individually-tailored equipment shown throughout this catalog are not normally available from or supplied by Chrysler-Plymouth Division of Chrysler Motors Corporation. Special order availability of such items is dependent upon the number of cars ordered and the time allowed for delivery.

Bid Information: For information on the Plymouth Police models it will be necessary that complete bid information such as bid invitation, opening date, number of units, special conditions, complete specifications including delivery requirements, is forwarded to the Special Bid Group, Chrysler Motors Corporation, P.O. Box 857, Detroit, Michigan 48231.

Torsion-Quiet Ride (Fury)

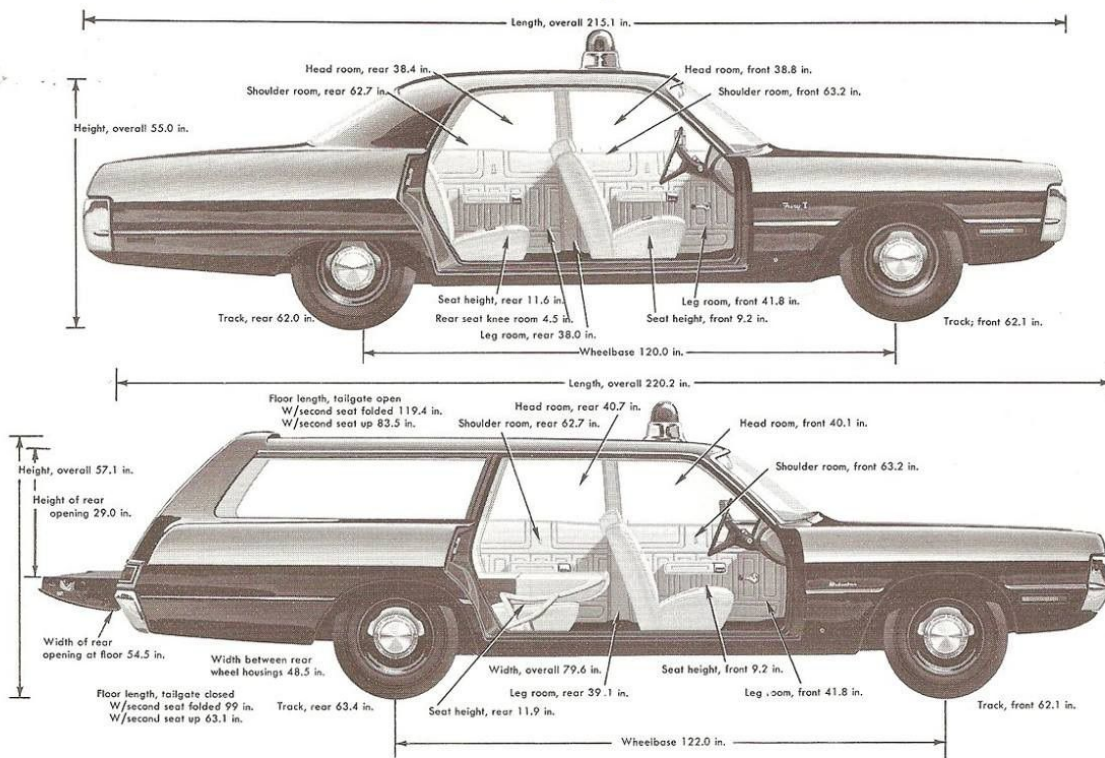


A. Unibody has no bolts to work free and rattle. One completely welded unit.

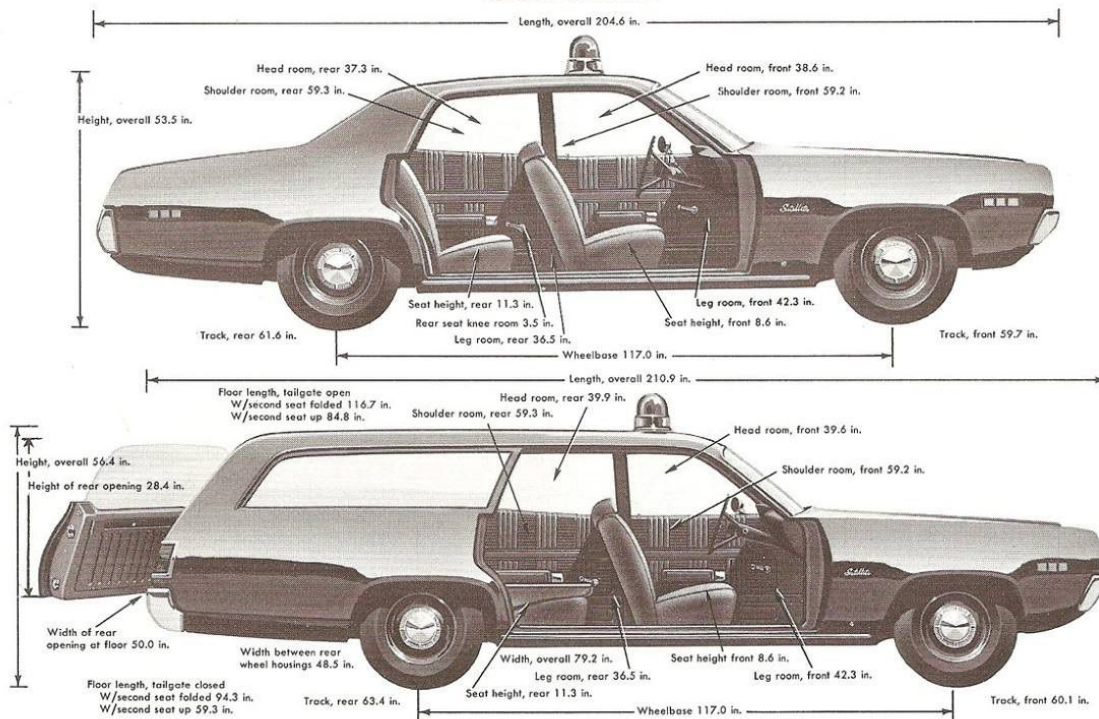
B. Rubber Sound Isolators separate the frame from the structure of the car for a quieter ride.

C. Torsion Bars twist and flex road shock and mushiness out of the ride.

Fury



Satellite



Plymouth



CHRYSLER
MOTORS CORPORATION