

1984 PLYMOUTH  
RELIANT



## The RELIANT story . . . a record of solid achievement

Since its introduction three years ago, the Plymouth Reliant has been an unqualified success. Reliant's record of solid achievement is unique in the compact car class.

Most noticeable of Reliant's accomplishments is that of value received for the money. Reliant's fuel efficiency, for example, is one of the most important reasons why Chrysler is the acknowledged leader in this department among domestic makers of gasoline-fueled automobiles. Reliant's standard 2.2 litre 4-cylinder engine performs on less-expensive regular gasoline, an additional economy factor. The 2.6 litre 4-cylinder optional engine incorporates design improvements that increase its horsepower and

fuel-saving characteristics.

The Reliant story goes beyond its performance excellence. The car's styling, with its classic simplicity, is difficult to improve upon, however, for 1984 Chrysler stylists have done just that. A new grille with bright accents, new wheel covers, new exterior colours, new trim mouldings and bumpers enhance Reliant's attractive appearance.

The story continues: There's more, much more, in the following pages to tell you about the 1984 Reliant. Read about it, then visit your local Plymouth Dealer to bring that story to life.



Plymouth Reliant SE 4-Door Sedan

### RELIANT 2-DOOR SE

From formal roof line to the stylishly-crisp line of its body, to the sparkling brightwork accenting the door frames and the quarter windows, the Reliant SE 2-Door Sedan presents an outstanding example of contemporary design. Like the 4-Door Sedan, this vehicle provides plenty of room for head, feet, hips and shoulders. Six adults can ride in comfort.

As with all Reliant models, the ride is a product of Chrysler front-wheel-drive technology that, combined with wide radial tires, delivers outstanding traction whatever the road surface or weather conditions. Rack-and-pinion steering makes it nimble in response and easy to park.

### RELIANT SE STATION WAGON

Search far and wide and you won't find a better way to get your money's worth than in this versatile beauty. Young, growing families on the go will especially appreciate its many attractions . . . all the practicality you'd expect from a wagon in terms of passenger and cargo-carrying capacity. Added features are the sparkling good looks of Reliant SE's woodgrain treatment and luxurious interior, that highlights fabrics and colours that are as rich to see as they are to touch. What makes the Reliant SE Wagon special? Well, its lineup of standard equipment, too lengthy to list here, includes such items as rack-and-pinion power steering, special sound insulation, and dual outside remote-controlled mirrors. And Chrysler's famous unitized body-frame construction and new Iso-Strut front suspension combine to provide a wagon ride that is as comfortable as any sedan.

To sum up, the Reliant SE Wagon is a truly worthy member of the Reliant family, built to deliver the goods in lastingly beautiful style!



Plymouth Reliant SE 2-Door Sedan



Plymouth Reliant SE Station Wagon

## 1984 Reliant Value comes in many handsome versions

It's well to begin your consideration of Reliant with the 2-door or 4-door models shown here. They are typical of the variety of choice, eight models in all, that Reliant offers. For 1984 all of these handsome cars present a range of standard and optional equipment that makes it easy to tailor the final choice to your individual desire. Choose from 10 exterior colours plus two 2-tone combinations (4-door sedans) and four interior

trim choices. Whichever Reliant is selected, you'll appreciate the roominess and ride comparable to much larger cars, with all the advantages of front-wheel-drive technology. In every way, the decision to buy a 1984 Reliant makes sense, and lasting satisfaction, too.



Plymouth Reliant 2-Door Sedan (background)

Plymouth Reliant 4-Door Sedan (foreground)



Cloth-and-vinyl split-back bench seat with folding centre armrest — standard SE models and Custom Station Wagon



All-vinyl split-back bench seat with folding centre armrest — available SE models and Custom Station Wagon



Cloth-and-vinyl bench seat — optional Reliant 4-Door Sedan and 2-Door Sedan

**New instrument cluster** incorporates magnetic fuel, temperature and voltage gauges and oil pressure warning light. There's a 140 km/h (85 mph) speedometer with new trip odometer. An electronic digital clock is standard with whatever radio you choose. Reliant SE models also provide glove box, cargo and trunk lights as standard.

**New deluxe and luxury steering wheels** further accentuate the beauty of Reliant's interior. A new pass-flasher feature in the multifunction lever at your fingertips, lets you signal and alert other drivers during daylight with your headlights rather than blowing the horn.



Plymouth Reliant's instrumentation

**Full-width seat** with adjustable head restraints is standard on Reliant 2-door and 4-door models. The covering is durable vinyl in beige-and-brown, medium/dark blue or red. Or you can choose an optional cloth-and-vinyl covering in the same shades plus silver-and-charcoal. A cloth-and-vinyl bench seat with folding centre armrest is standard on Reliant SE which also offers four colour choices, plus optional cloth-and-vinyl reclining low-back bucket seats with shift lever console.

Seat track travel has been increased to a generous 19 centimetres (7.5 inches) adding to Reliant's roomy comfort. Glove box lock, trunk carpet, colour-keyed seat belts and rear-seat ash receivers have been added to Reliant's already impressive list of standard equipment.

## 1984 Reliant Custom Station Wagon . . . haul-ability and value!

Go ahead. Compare a Reliant Custom Wagon with any other competitive car in its class. You'll find that on every count Reliant's measure of total value will fill your cup to overflowing. Where else can you get Chrysler's advanced front-wheel-drive technology expressed in such a handsome automobile. Reliant gives you six-passenger room 1960 dm<sup>3</sup> (70 cu. ft.) of cargo space with the rear seat folded down and 68 kilograms (150 pounds) carrying capacity over

and above a full load of six adults. The wide-opening liftgate makes it easy to load and unload. And the standard Chrysler-built 2.2 litre, 4-cylinder overhead cam engine or the optional Mitsubishi-built 2.6 litre "Silent-Shaft" 4-cylinder engine deliver impressive performance on less-expensive regular gasoline. You'll drive farther, because of a new 53-litre (11.7 Imp. gallon) fuel tank, and more economically in a 1984 Reliant Station Wagon!



Plymouth Reliant Custom Station Wagon

**Inside the Reliant Wagon** relax in precisely positioned, firmly supportive seating that's designed for the best in riding and driving comfort. Choose cloth-and-vinyl or all-vinyl split-back bench seat. Both have adjustable head restraints and folding centre armrest. Or you can select the optional cloth-and-vinyl low-back bucket seats that have adjustable head restraints and reclining seat-backs. All in beige-and-brown, red or silver-and-charcoal.



Cloth-and-vinyl split-back bench seats with folding centre armrest — standard SE models and Custom Station Wagon




**Carry more cargo** and add a distinctive appearance accent to the Reliant Station Wagon. Adjustable crossrails hold luggage and camping gear. A special adapter package is available to accommodate skis and poles.

**High, wide and then some**, that's the sum and substance of Reliant's generous cargo space. You'll find it easy to load because of its low lift-over height — only 700 mm (27.2 inches) from the ground; and it's 980 mm (38.6 inches) wide between the wheel housings. So you can take full advantage of the space available, 1960 dm<sup>3</sup> (70 cu. ft.) with the rear seat down; 939 dm<sup>3</sup> (33.2 cu. ft.) with the rear seat up. The floor is carpeted, the area brightly lit for nighttime convenience.




### Quality-engineered to be the best

In recent years Chrysler has earned recognition as the industry leader in the use of CAT, CAD and CAM — Computer-Aided Technology, Design and Manufacturing — and to supplementary aspects in design, testing, and production processes. But the computer revolution is only one part of the story. What lies behind Chrysler's achievements in recent years is unquestionably the ability of the



Chrysler engineering team to put its expertise, experience and intuition to work in getting the best from the new technologies. Without first-rate engineers there cannot be first-rate engineering. Chrysler's 1984 models reflect the application and enthusiasm expended by these engineers in the design and development phases. The tasks these men and women involve themselves in are myriad: complex stress-calculations in the body-design laboratories; aerodynamic testing in scale and full-size wind-tunnels; trial assembly of prototypes and exploration of new production techniques at Chrysler's Clairpointe "mini-plant"; vehicle handling evaluation on the twisting backroads and the high-speed oval at Chrysler's 4000-acre Proving Grounds; air conditioning and ventilation testing at the height of the



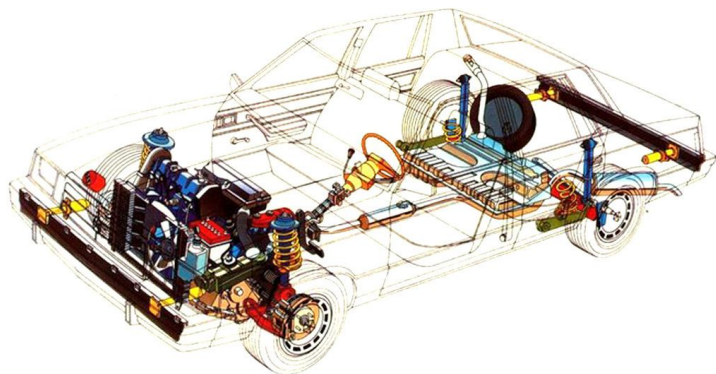
summer in Arizona; cold-start and fuel-system testing in January in Kapuskasing, Northern Ontario; month-in, month-out laboratory rig-testing of hinges, electric motors, switches, linkages, seat structures; accelerated-corrosion destruction of import and domestic competitors' vehicles. All these are just some of the projects being undertaken to maintain the momentum that has brought Chrysler recognition as a builder of front-wheel-drive vehicles of world-class quality, reliability and durability, quality-engineered to be the best.

The results are not always readily apparent in the showroom. Real quality is much more than skin-deep. In recent years, there has been a co-operative program by Chrysler design areas to reduce NVH — Noise, Vibration and Harshness. For 1984, the means to achieve this varies from model to model — improved door frame-to-side glass sealing on one, tighter spare-tire compartment covers and seals on another, improved motor-mount alignment on yet another — small but significant improvements

intended to make Chrysler cars run whisper-quiet.

Likewise the continued emphasis on the reduction and elimination of corrosion and rust. Again, the improvements for 1984 vary with the model, but in general, there is even more extensive use of galvanized, galvanealed, zincrometal and zinc plated steels, fibre-glass, plastics, and special paints and primers. These improvements may not be instantly obvious in the new-car showroom, but are ones which will prove their worth much further down the road.

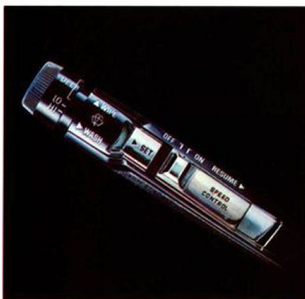
In truth, there is probably no part, no surface, no joint in Chrysler-built vehicles that is not subject to some sort of engineering scrutiny to determine where improvement might be possible. In the manufacturing processes the same objective and uncompromising approach is built into the Chrysler Quality Assurance Program that embodies more than 200 separate inspections. All told, it's a quality engineering story that's second-to-none and the fruits of its labours are yours when you purchase a Chrysler product.



A



B



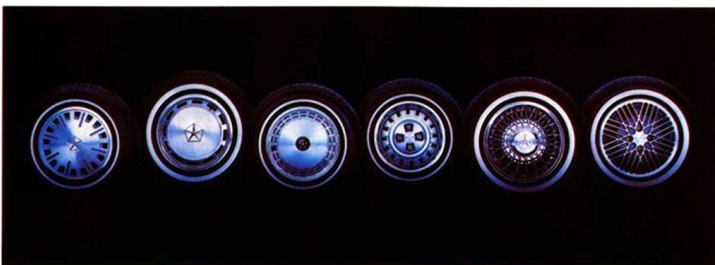
C



D



E



F

### Reliant Options

Just a sample of the extra convenience and comfort items you can add to Reliant's already impressive list of standard features.

- A. **AM/FM/MX Electronic-Tuned Stereo Radio with Cassette Tape Player.** Play your favourite music on the cassette system with Dolby\* or allow the quartz crystal electronic tuner to select a station for you. Either way you'll get the finest in sound reproduction. Has an integral digital clock.
- B. **Bi-Level Air Conditioning** distributes air according to the season. Cool air comes from upper and lower outlets in summer, as you'd expect. In winter, when the sun is warm on the car, warmer air is directed toward the floor, cooler air comes out of the upper vents.
- C. **Automatic Speed Control** lets you set your highway speed, then release your foot from the accelerator. Disengages immediately when you touch the brake or clutch pedal. Has "resume" feature to take you back to original speed.

- D. **Rear Window Wiper/Washer** is a real boon when downpours come or when road grime is at its worst. (Wagons only).
- E. **5-Speed Manual Transaxle** is Chrysler-engineered to give you the driver-control and fuel economy of manual shifting with smooth-changing quicker gear-response. 5th overdrive gear lets the engine "loaf" at cruising speeds to save even more fuel.

- F. **Wheel Dressing.** Choose from a handsome array of durable and decorative wheel covers or choose cast aluminum road wheels — styled to appeal to your discriminating taste.

*Your Dealer has complete details on the full list of additional Reliant options available. See him for details.*



## PLYMOUTH RELIANT INTERIORS\*

### Reliant SE All models

### Reliant Custom Station Wagon

Optional cloth-and-vinyl low-back bucket seats with adjustable head restraints, reclining seat-backs, and shift lever console. Available in beige-and-brown, red or silver-and-charcoal. Available also in medium/dark blue on two- and four-door sedans.

### Reliant SE All models

### Reliant Custom Station Wagon

All-vinyl bench seat available at no extra cost with adjustable head restraints and folding centre armrest. Choose from beige-and-brown, red or silver-and-charcoal. Available also in medium/dark blue on two- and four-door sedans.

### Reliant SE All models

### Reliant Custom Station Wagon

Standard cloth-and-vinyl bench seat with adjustable head restraints and folding centre armrest. Available in beige-and-brown, red or silver-and-charcoal. Available also in medium/dark blue on two- and four-door sedans.

### Reliant 2-Door Sedan 4-Door Sedan

Optional cloth-and-vinyl bench seat with adjustable head restraints, (split-back on two-door sedan). Choose from beige-and-brown, medium/dark blue, red or silver/charcoal.

### Reliant 2-Door Sedan 4-Door Sedan

Standard all-vinyl bench seat with adjustable head restraints (split-back on two-door sedan). Available in beige-and-brown, medium/dark blue or red.

*\*Your Dealer has complete information on Reliant's interior trim availability. See him for details.*

### Plymouth Reliant Selected Standard & Optional Features

	2-Dr. Sedan	4-Dr. Sedan	2-Dr. SE Sedan	4-Dr. SE Sedan	Custom Wagon
AIR CONDITIONING—Bi-level	O	O	O	O	O
ALTERNATOR—60 amp. with 2.2-litre engine	S	S	S	S	S
75 amp. with 2.6-litre engine	—	—	O	O	O
78 amp. with 2.2-litre engine	O	O	O	O	O
ASH RECEIVER—Front	S	S	S	S	S
Rear	S	S	S	S	S
BATTERY—335 amp. maintenance free	S	S	S	S	S
500 amp., long life maintenance free	O	O	O	O	O
BATTERY TEST INDICATOR	S	S	S	S	S
BRAKES, POWER—Disc front, self-adjusting drum rear	S	S	S	S	S
BUMPER GUARDS—Front & rear	O	O	O	O	O
BUMPER RUB STRIPS	S	S	S	S	S
CARPETING—Passenger compartment	S	S	S	S	S
Floor trunk cargo area	S	S	S	S	S
CIGARETTE LIGHTER	S	S	S	S	S
CLOCK—Electronic digital (Integral part of radios)	O	O	S	S	S
CONSOLE—Floor mounted	—	—	O	O	O

	2-Dr. Sedan	4-Dr. Sedan	2-Dr. SE Sedan	4-Dr. SE Sedan	Custom Wagon
CORROSION PROTECTION—Extensive use of galvanized steel; lower bodyside urethane stone chip-resistant primer; front fender plastic liners	S	S	S	S	S
DEFROSTER—Rear window, electric	O	O	O	O	O
ELECTRONIC IGNITION & VOLTAGE REGULATOR	S	S	S	S	S
ENGINE—2.2 litre, 4-cylinder	S	S	S	S	S
2.6 litre, Mitsubishi "Silent Shaft" 4-cylinder	—	—	O	O	O
ENGINE BLOCK HEATER	O	O	O	O	O
ENGINE COOLING—Increased	O	O	O	O	O
ENGINE COOLING FAN—Thermostatically controlled, electric	S	S	S	S	S
EXHAUST SYSTEM—Aluminized steel, 2.2-litre engine	S	S	S	S	S
Extended life, 2.6-litre engine	—	—	O	O	O
FUEL FILLER CAP TETHER	S	S	S	S	S
GAUGES, INSTRUMENT PANEL—Fuel, engine temperature (magnetic), voltage, trip odometer, oil pressure light	S	S	S	S	S
GLASS—Tinted (all windows)	O	O	O	O	O
GLOVE BOX—With lock	S	S	S	S	S
HALOGEN HEADLAMPS	S	S	S	S	S

### Plymouth Reliant Selected Standard & Optional Features

	2-Dr. Sedan	4-Dr. Sedan	2-Dr. SE Sedan	4-Dr. SE Sedan	Custom Wagon
HEATER—3-speed with Ram Air ventilation	S	S	S	S	S
HOOD RELEASE—Inside	S	S	S	S	S
HORNS—Dual	—	S	S	S	S
HOOD PAD—Sound insulating	S	S	S	S	S
INSULATION—Special sound deadening package	O	O	O	O	O
LIGHTS—Dome with courtesy switches and built-in reading lamp	O	O	O	O	O
Underhood	O	O	O	O	O
MATS—Accessory, front and rear (Colour-keyed)	O	O	O	O	O
LUGGAGE RACK, (roof mounted)	—	—	—	O	O
MIRRORS—Inside, rearview, day/night	S	S	S	S	S
Left, outside, manual, black	S	S	S	S	—
Left, outside, remote, chrome	O	O	O	O	—
Dual, outside, remote, chrome	O	O	O	O	S
POWER ASSISTS—Door Locks	O	O	O	O	O
Decklid Liftgate release	O	O	O	O	O
Steering	O	O	O	O	S
Windows	O	O	O	O	O
Seat	—	—	O	O	O
RADIOS—AM, electronically-tuned	O	O	S	S	S
AM FM MX stereo/cassette with Dolby* ETR with digital clock, electronically-tuned	—	—	O	O	O
AM FM MX stereo electronically-tuned	O	O	O	O	O
SEATS—Vinyl bench	S	—	—	—	—
Cloth-and-vinyl bench	O	—	—	—	—
Cloth bench with C.A.R., centre armrest	—	—	S	S	S
Vinyl bench with centre armrest	—	—	N C	N C	N C
Cloth low back bucket with dual recliners	—	—	O	O	O
SPARE TIRE—Hi-pressure, compact	S	S	S	S	S
Conventional	O	O	O	O	O

	2-Dr. Sedan	4-Dr. Sedan	2-Dr. SE Sedan	4-Dr. SE Sedan	Custom Wagon
SPEED CONTROL AUTOMATIC	O	O	O	O	O
STEERING—Power assisted rack & pinion	O	O	O	O	S
STEERING COLUMN—Tilt	O	O	O	O	O
STEERING COLUMN CONTROL—Multi-function windshield wiper, washer, headlamp dimmer, turn signals, headlamp pass/flasher feature	S	S	S	S	S
STEERING WHEELS—Deluxe 2-spoke	S	S	—	—	—
Luxury 2-spoke	—	—	S	S	S
SUSPENSION—Heavy-duty, springs/shocks front & rear	O	O	O	O	O
TAPE STRIPES	O	O	O	O	—
TIRES—P175 80 R13 Steel belted radial, BSW	S	S	S	S	S
P175 80 R13 Steel belted radial, WSW	O	O	O	O	O
TRUNK DRESS-UP—Carpeted wheelhouse covers, carpeted jack cover (sock type), carpeted spare tire cover	—	—	O	O	—
TWO-TONE PAINT PACKAGE	—	O	—	O	—
UNDERCOATING	O	O	O	O	O
VINYL ROOFS—Full	—	—	O	—	—
Padded landau (colour-keyed)	O	O	—	—	—
WHEEL DRESS-UP—Deluxe, 13" wheel covers	S	S	S	S	S
Premium	—	—	O	O	O
Luxury	O	O	O	O	O
Wire	—	—	O	O	O
WHEEL—Styled steel	O	O	O	O	O
Cast aluminum	—	—	O	O	O
WINDSHIELD WIPERS—2-speed with electric washers	S	S	S	S	S
Variable-delay, intermittent wipe	O	O	O	O	O
WIPER WASHER—Liftgate	—	—	—	O	O

S: Standard Equipment  
BSW: Black side walls

O: Optional Equipment  
WSW: White side walls

N.C.: No charge option  
\*Dolby is a trademark of Dolby Laboratories

Your Dealer has complete details on additional standard/optional equipment available. See him for details.

## Additional '84 Plymouth Models!



**Colt E • Colt DL • Colt GTS**  
Three-Door Hatchbacks  
**Colt E • Colt DL**  
Five-Door Hatchbacks



**Turismo • Turismo 2.2**  
Three-Door Hatchbacks



**Horizon • Horizon SE**  
Five-Door Hatchbacks



**Caravelle**  
Two-Door Coupe



**Caravelle**  
Four-Door Sedan



**Caravelle Salon**  
Four-Door Sedan



**Voyager • Voyager SE**  
• **Voyager LE**

Your Dealer has complete details on your favourite. See him today.



All product illustrations and specifications are based on authorized information. Although all descriptions are believed correct at publication, accuracy cannot be guaranteed. Some of the equipment shown on product illustrations is optional at extra cost. Chrysler Canada Ltd. reserves the right to make changes from time to time, without notice or obligation, in prices, standard and optional equipment listed, specifications, colours and materials, and to change or discontinue models. Certain models, packages and options are subject to specific requirements and restrictions. Ask your dealer for the latest information.



### Dimensions, Weight and Capacity

Dimensions, Weight and Capacity	Two-door Sedan		Four-door Sedan		Station Wagon	
	mm.	inches	mm.	inches	mm.	inches
Wheelbase	2548	100.3	2548	100.3	2548	100.3
Overall Length (a)	4471	176.0	4471	176.0	4475	176.2
Overall Width	1742	68.6	1742	68.6	1742	68.6
Overall Height (b)	1328	52.3	1339	52.7	1331	52.4
Turning Diameter—metres (feet)	10.6 (34.6)					
Curb Weight—kilograms (pounds)	1051 (2317)		1053 (2323)		1103 (2432)	
Usable Luggage Capacity dm <sup>3</sup> (cu. ft.)	428 (15.0)		428 (15.0)		939 (33.2) (c)	
Passenger Capacity	6					
Fuel Capacity—litres (Imp. Gals.)	53 (11.7)					

### Engines and Transaxles

	2.2-litre 4-cyl.	2.6-litre (d) 4-cyl.
Availability	Standard	Optional
Type	SOHC	SOHC
Carburetor	2-Barrel	2-Barrel
Net Power—kW (bhp) @ RPM	73 (98) @ 5200	78 (105) @ 4800
Net Torque—N·m (lb. ft.) @ RPM	161 (119) @ 3200	192 (142) @ 2800
Transaxle and OTGR* availability		
4-Speed Manual—Std.	2.69	—
5-Speed Manual—Opt.	2.20 (e)	—
3-Speed Automatic—Opt.	2.78 3.02 (f)	3.02 —

\*OTGR is similar to the "Axle Ratio" on a rear-drive car.

(a) Includes bumper guards (b) Based on 5-passenger load, base engine and standard tires  
(c) With rear seat back raised—hidden cargo volume under tonneau cover (vehicles so equipped). 1982 dm<sup>3</sup> (70.0 cu. ft.) with rear seat back folded down.  
(d) Mitsubishi "Silent Shaft" with extended-life exhaust system  
(e) Available SE models and Custom Wagon only  
(f) Option; sacrifices some fuel economy for crisper "off-the-mark" performance and is especially suitable for frequent high altitude, hilly terrain or heavy load operation, including trailer towing.

### 5/80 WARRANTY COVERAGE

Chrysler offers for 1984 a comprehensive warranty for 12 months or 20,000 kilometres covering repairs to any part of the vehicle which proves defective in materials or workmanship in normal use. In addition, power train components are covered for 5 years or 80,000 kilometres (subject to deductible). Ask your Dealer for complete details.

### 5/80 OUTER PANEL ANTI-CORROSION PROTECTION

The 5/80 Outer Panel Anti-Corrosion Limited Warranty provides protection against perforation for outer panels up to 5 years or 80,000 kilometres (whichever occurs first) from the warranty start date. Ask your Dealer for complete details.

### OPTIONAL CHRYSLER SERVICE CONTRACTS

Chrysler Canada Ltd.'s Service Contracts are available for most new Chrysler Canada Ltd. vehicles. These optional Service Contracts provide protection against rising service and parts costs for specified repairs beyond the time and mileage limitations of the New Vehicle Limited Warranty for 5 years or 80,000 kilometres, whichever occurs first, from the warranty start date.

These contracts have a \$25 deductible and provide an allowance for alternate transportation and towing should a failure occur on a covered component. Coverage (except for the alternate transportation allowance) begins when the basic limited warranty expires. Ask your Dealer for full details.

*Join the  
Chrysler  
Revolution!*

**We've got  
Chrysler LeaseAbility**

... which means any Chrysler, Dodge or Plymouth car can be leased from your local Chrysler Dealer... the Leasing Professional.