

1986 Dodge 600



For more than sixty years Dodge cars and trucks have been an integral part of the automotive industry. During this time Dodge has maintained a tradition of design and engineering achievements that have been nothing short of historic. Along with this rich heritage, Dodge has revolutionized its products over the last three years in virtually every aspect of design, engineering, performance, manufacturing, servicing, and warranty protection.

Enormous resources, human and financial, have been channeled into breakthrough accomplishments. This commitment has often required shattering old ideas, establishing new standards, and daring to be different. Our aim has been one of constantly striving to be the best.

Dodge's total dedication to quality products and the confidence to stand behind them with an unprecedented five-year/50,000-mile limited warranty are the purest examples of our vision fulfilled. But our commitment to be the best can only be as successful as its final effect on you, the consumer. You must be completely satisfied with our products, our attitude, our services.

This is our ultimate goal.

5/50 PROTECTION PLAN

Warranty protection is a matter of confidence. And Chrysler Corporation is so sure of the care and precision that go into each Dodge 600 that they offer the Five-Year/50,000-Mile Protection Plan. It speaks for itself. Upon expiration of the normal 12-month/12,000-mile new vehicle limited warranty, limited warranty coverage is extended on power train components, including engine, transaxle, axle, and turbocharger—plus outer panel rust-through protection—to five years/50,000 miles, whichever comes first. A deductible may be required. Fleet, lease and export vehicles excluded. See your dealer for details.

OPTIONAL 5/50 SERVICE CONTRACT COVERAGE


Chrysler Service Contracts provide you with additional peace of mind protection for your new vehicle. Coverage starts on the specific components after your vehicle's basic warranty expires and continues for five years or 50,000 miles (whichever occurs first) from the original warranty start date. A deductible applies. Allowances for car rental and towing are also included. Ask your dealer for details.



BUCKLE UP FOR SAFETY



1986 Dodge 600



About this catalog. Since the time of printing, some of the information you'll find in this catalog may have been updated. Ask your dealer for details.

Some of the equipment shown or described throughout this catalog is available at extra cost.



Dodge 600 ES Turbo convertible, shown in Radiant Silver.

1986 Dodge 600

Exhilaration.

Here is total balance in physical and emotional motion for the intelligent driver who demands nothing less than a renaissance in automotive design and technology:

The 600 SE Sedan. A stunning example of innovative automotive science and ergonomic comfort.

The 600 Club Coupe. A personal luxury two-door with excellent road manners and flair.

The 600 Convertible. The sky's the limit in this masterful blend of Dodge technologies.

The 600 ES Turbo Convertible. The sun. The moon. And an exhilarating blend of power and finesse.

A difficult decision to be sure, but a choice made far easier by the fact that all are quality-built and backed by our Five-Year/50,000-Mile Protection Plan. See back cover for details.



1986 Dodge 600

Driving sustenance.

Some would have you believe that a car so pleasing in passenger comfort and elegant surroundings must be something less than a "driver's machine." Please take notice of the

driver's perspective in the Dodge 600 ES Turbo convertible when it is left in your undoubtedly capable hands.


1. Halogen headlight and courtesy light switch, and electronic display brightness control.
2. Multifunction control lever.
3. Electronic display analog tachometer.

4. Electronic oil pressure indicator.
5. Electronic voltage indicator.
6. Electronic digital speedometer and odometer with trip odometer.
7. Electronic engine coolant temperature indicator.
8. Leather-wrapped Euro-sport steering wheel.

9. Electronic fuel level indicator.
10. Warning light module to indicate low engine oil pressure, low electrical system voltage, and high engine coolant temperature.
11. New convenience light bar to indicate door ajar, low fuel, low windshield washer fluid, and trunk lid ajar.

12. Available electronically tuned Ultimate Sound System AM stereo*/FM stereo radio and cassette player.

*Limited AM stereo reception may be experienced in some areas because some AM stereo broadcasting is not compatible with this radio's reception capabilities.



1986 Dodge 600

Dodge 600 sedan. Touring class.

Witness the brilliance of this spacious six-passenger touring class family sedan. 1986 major design and functional contour changes make this

contemporary four-door sedan even more attractive.

Notice the distinctively soft lines of the aerodynamically efficient form. The stunning new grille treatment. The distinctive styling that surrounds a luxurious interior designed to be passenger-friendly.

But more. Here is an engineering achievement you'll appreciate. Proven high-tech performance of the 2.2-liter EFI engine or the new available 2.5-liter EFI balance-shaft powerhouse is tempered by handling that's predictably precise. Braking is

strong and true. Steering is responsibly accurate. The boulevard ride suspension is taut yet pleasantly supple. The available sport handling suspension will give you a performance ride for the money. Dodge 600 is more than a vision. It's an inspired experience. The Dodge 600

sedan, shown below in Light Rosewood Mist Pearl Coat.

★
**QUALITY-BUILT & BACKED
BY AMERICA'S FIRST
5/50 PROTECTION PLAN.**
See back cover for details.



1986 Dodge 600

Dynamic inner peace.

You feel the whisper of quiet motion. Yet much more. Your sensibilities are heightened by the interior spaciousness that surrounds you, and a level of luxurious materials and workmanship that borders on the ultimate in comfort.

A new 50/50 cloth seat is standard on the 600 SE four-door, shown below in Cordovan. Extra comfort is provided by the dual folding center armrests and dual reclining seat-backs. Deep pile floor carpeting conforms pleasantly under foot. Richly trimmed cloth and plush carpet door trim panels please the

touch. The instrument panel trimmed in a dark woodtone treatment attracts the eye.

Six passengers receive first-class attention. But it's the lucky person

behind the luxury two-spoke steering wheel who receives the thrill of controlling a very honest "driver's" touring sedan.



★
VALUE-PACKED
LUXURY EQUIPMENT
DISCOUNT PACKAGES
Available with
substantial savings.
See page 17 for details.

1986 Dodge 600

Let's get personal.

You want it all. So why settle for less than all Dodge 600 can offer?

You want to open up a whole new world of personal motoring gusto. Let the sunshine in. The Dodge 600 convertible (shown below in White) awaits your command.

Settle back with head proudly high. The Saddle Grain vinyl low-back reclining bucket seats (shown below in Almond) contour to your comfortable pleasure. A slight touch of the automatic shifter puts you in

drive and accelerates your fun.

The proven 2.2-liter engine with electronic fuel injection can handle all your action, and with mileage ratings of 24 EPA estimated city mpg, 27 estimated highway mpg, you can handle it without a care. You can have even more performance at your command with the available 2.2-liter EFI turbocharged engine. Kick in as much excitement as you can imagine with a turbocharger that features the Garrett AiResearch booster and Chrysler/Bosch multi-point electronic fuel injection. Take on the excitement of up to 146

horsepower at 5,200 rpm.

Then relax. You just may never want to get where you're going in a 1986 Dodge 600 convertible.

Very personal enticement awaits you in the Dodge 600 club coupe (shown at right in Golden Bronze Pearl Coat). Two doors to accommodate up to six impressed passengers. You take it from there. This car is very personally you.

Its unique styling includes a classic formal landau roof and opera windows. Standard cloth front bench

seat folding center armrest and rear bench seat provide seating for six. Available cloth reclining front bucket seats with available folding center armrest and center console provide seating for five.

Like all Dodge 600 models, the club coupe provides standard performance-quality handling with rack-and-pinion power-assisted steering. And sure, straight stops with dual diagonal power assisted vented front disc and rear drum brakes.

Long-lasting beauty and shine are ensured by the protection of a Clear Coat finish in all colors that also

guards against chips and scratches.

There's a Dodge 600 awaiting your deserving pleasure. Have an inspired experience.

VALUE-PACKED POPULAR EQUIPMENT DISCOUNT PACKAGE

Available with substantial savings. See page 17 for details.



1986 Dodge 600

More enjoyment than you thought possible.

Selected Options

A. **ULTIMATE SOUND SYSTEM.** This powerful 36-watt performance system includes an AM stereo*/FM stereo radio. Electronic digital tuning. Memory scan, up-and-down scan. Dynamic Noise Reduction (DNR)†. Cassette player with automatic reverse and metal tape

capability. Five-band graphic equalizer. Joystick balance/fader control. Six speakers. Ambience sound control. And integral digital clock.

B. **LIGHTED VANITY MIRROR** built into the passenger side visor has twin lights with adjustable intensity. (Available on passenger visor on 600 club coupe and on both visors on 600 sedan.)

C. **DUAL POWER REMOTE MIRRORS.** For convenience and safety. (Not available on convertible.)

D. **ILLUMINATED ENTRY SYSTEM** provides both convenience and safety. The front door handles activate lights inside the car and also illuminate the door lock keyhole. Lights automatically turn off after 30 seconds. (Available on club coupe as part of the Interior Illumination Package and on convertible.)

E. **AIR CONDITIONING†** features a four-speed blower, four adjustable

air outlets, and bi-level ventilation for fast cooldown.

F. **POWER SEAT** provides the ultimate in comfort and convenience in seat adjustment. Available for standard bench seat or driver's seat when equipped with bucket or 50/50 seats. (Not available on base 600 four-door.)

G. **POWER WINDOW** controls are built into the door armrest for easy operation (available only as part of the Power Convenience Discount Package).


H. **2.5-LITER EFI ENGINE.** New available 2.5-liter engine with a fast-burn cylinder head and low-pressure single-point electronic fuel injection produces high torque at low revolutions for efficient performance. A system of counter-rotating balance shafts offsets the natural motions induced by the pistons and connecting rods, resulting in smooth, quiet operation.

I. **ROAD WHEELS.** Fourteen-inch cast aluminum road wheels add a special dash of flair. (Available on club coupe and convertible.)

*Limited AM stereo reception may be experienced in some areas because some AM stereo broadcasting is not compatible with this radio's reception capabilities.

†DNR (Dynamic Noise Reduction) is a trademark of National Semiconductor Corporation.

‡There are special engine cooling requirements for field-installed air conditioning. Failure to follow these requirements may invalidate warranty. See your dealer for details.




A




B




C



D



F



G



H



I

1986 Dodge 600

INTERIOR TRIM

Standard on Dodge club coupe.
Cloth with vinyl trim split-back bench seat, folding center armrest and adjustable head restraints. Available in Dark Blue, Cordovan, Charcoal, Almond.

Standard on Dodge coupe convertible.
All-vinyl low-back bucket seats, adjustable head restraints, reclining seat-backs, and shift lever console with freestanding center armrest. Available in Cordovan, Almond, Charcoal/White.

Standard on Dodge 600 ES Turbo convertible.
Corinthian leather with vinyl trim low-back bucket seats, adjustable head restraints, reclining seat-backs, shift lever console with center armrest. Available in Charcoal/Silver, Almond Cream.

Optional on Dodge 600 club coupe.
Cloth with vinyl trim high-back bucket seats, integral head restraints, reclining seat-backs, and shift lever console. Available in Dark Blue, Cordovan, Charcoal, Almond. (Center Console Package is highly recommended.)

Standard on Dodge 600 SE four-door sedan.
Cloth with vinyl trim 50/50 individually adjustable seats, adjustable head restraints, dual folding center armrests, dual reclining seat-backs, and front seatback pockets. Available in Dark Blue, Cordovan, Silver, Almond.

Standard on Dodge 600 four-door sedan.
Cloth with vinyl trim split-back bench seat, folding center armrest and adjustable head restraints. Available in Dark Blue, Cordovan, Silver, Almond.

STANDARD AND OPTIONAL EQUIPMENT

Dodge 600 SE Four-Door				
Dodge 600 Four-Door				
Dodge 600 Convertible				
Dodge 600 Club Coupe				
Acoustic Package	S	S	S	S
Air Conditioning	E	E	E	E
Bi-level ventilation	E	E	E	E
Alternator—90-ampere	S	S	S	S
Battery—335-amp maintenance-free	S	S	NA	NA
Battery—400-amp maintenance-free	P2	P2	S	S
Battery—500-amp maintenance-free	P	E	E	E
Brakes—Ventilated disc front, drum rear; power-assisted	S	S	S	S
Bumper Guards—Front and rear	P	P	E	E
Bumpers—Energy-absorbing; soft fascia and protective rub strips	S	S	S	S
Carpeting—Passenger compartment, trunk floor	S	S	S	S
Chimes—Headlights on, key in ignition, seat belt warning	S	S	S	S
Clock—Electronic digital (integral with all radios)	S	S	S	S
Console—Shift lever	NA	S	NA	NA
Corrosion Protection—Urethane protective coating on lower body panels; extensive use of galvanized steel	S	S	S	S
Deck Lid Release—Remote; power	NA	P	NA	S3
Defroster—Rear window; electric	P	NA	E	E
Fuel Filler Door—Remote release	NA	NA	S	S
Glass—Tinted, all windows	S	S	S	S
Headlights—Halogen, quad	S	S	S	S
Heater and Defroster—With bi-level ventilation	S	S	S	S
Hood—Counterbalanced	S	S	S	S
Hood Release—Inside illuminated Entry System	P	E	NA	NA
Instrument Panel—Electromechanical cluster; with gauges for engine coolant temperature, fuel level, and voltage; trip odometer	S	S	S	S
Insulation—Hood pad, body sound	S	S	S	S
Lights—Ash receiver, glove box, ignition switch with time delay, trunk, and underhood	S	S	P	S
Lights—Cornering	NA	NA	NA	S
Lights—Dome/reading	S	NA	P	S
Lights—Door courtesy	S	S	S	S

Dodge 600 SE Four-Door				
Dodge 600 Four-Door				
Dodge 600 Convertible				
Dodge 600 Club Coupe				
Lights—Under instrument panel and rear compartment quarter panels	NA	S	NA	NA
Lights—Convenience light bar, includes reminder lights for door ajar, low fuel, low windshield washer fluid, trunk ajar	S	S	P	S
Mats—Front and rear floor accessory; color-keyed, carpeted (front only on convertible)	E	E	E	E
Mirror—Interior rearview; day/night	S	S	S	S
Mirrors—Exterior left; remote, right; manual	S	NA	E	S
Mirrors—Exterior left and right; manual	NA	NA	S	NA
Mirrors—Exterior left and right; remote	NA	S	NA	NA
Mirrors—Exterior left and right; remote, power	E	NA	E	E
Mirrors—Interior left and right; illuminated visor vanity	NA	NA	E	E
Moldings—Body-side protective; color-keyed	P	P	E	E
Multifunction Steering Control Lever—Includes switches for headlight dimmer, intermittent windshield wiper/washer, turn signals with lane-change flasher and daytime flasher pass feature. Includes controls for optional automatic speed control	S	S	S	S
Radio—AM; electronic tuning	NA	NA	S	NA
Radio—AM stereo*/FM stereo; electronic tuning; four speakers	S	S	E	S
Radio—AM stereo*/FM stereo; premium electronic tuning; seek-and-scan; Dynamic Noise Reduction (DNR)†; cassette player with automatic reverse; six-speaker sound; integral digital clock	E	E	E	E
Radio—AM stereo*/FM stereo; 36-watt Ultimate Sound System; electronic tuning; memory scan; up-and-down scan; Dynamic Noise Reduction (DNR)†; five-band graphic equalizer; jockey balance/fader control; six-speaker sound; ambience control; integral digital clock	E	E	E	E

Dodge 600 SE Four-Door				
Dodge 600 Four-Door				
Dodge 600 Convertible				
Dodge 600 Club Coupe				
Roof—Landau; padded vinyl	S	NA	NA	NA
Seat—Bench or left; power	E	E	NA	E
Steering—Rack-and-pinion; power-assisted	S	E	S	S
Steering Wheel—Euro-sport three-spoke	S	S	NA	NA
Steering Wheel—Luxury two-spoke	NA	NA	S	S
Steering Wheel—Luxury two-spoke; leather-wrapped	E	E	NA	NA
Stripes—Body-side; upper body-side accent	S	S	S	S
Suspension—Front, dual-path Iso-Struts with linkless anti-sway bar; rear, beam axle with trailing arm and coil springs and shock absorbers	S	S	S	S
Suspension—Sport handling; includes larger diameter front and rear anti-sway bars; higher control front and rear shocks; and firm-fee quick-ratio power-assisted steering†	E	E	E	E
Tire—Spare; compact high-pressure, limited service	S	S	S	S
Tire—Spare; conventional	E	E	E	E
Tires—P185/70R14 steel-belted radial blackwall	NA	S	NA	NA
Tires—P185/70R14 steel-belted radial white sidewall	S	E	S	S
Top—Convertible; power	NA	S	NA	NA
Transaxle—Automatic; Torqueflite three-speed	S	S	S	S
Trunk Dress-Up	E	E	E	E
Undercoating	E	E	E	E
Wheel Covers—Deluxe	S	S	S	S
Wheel Covers—Wire, with locks, 14-inch (four)	E	E	E	E
Wheels—Cast aluminum; 14-inch (four)	E	E	NA	NA
Windows—Rear quarter; power	NA	S	NA	NA
Wipers—Deluxe; with intermittent feature	S	S	E	S

EXTERIOR COLORS

Due to occasional printing irregularities, the colors shown may vary slightly from actual hues. See your Dodge dealer for accurate color chips.

Garnet Red Pearl Coat**

Gunmetal Blue Pearl Coat**

Radiant Silver

Black

Ice Blue*

White

Nightwatch Blue*

Dark Cordovan Pearl Coat

Light Rosewood Mist Pearl Coat**

Light Cream

Golden Bronze Pearl Coat

*Extra cost.

**Not available on four-door sedan.

†Not available on convertible.

‡Four-door sedan only.

Two-TONE PAINT PACKAGES

Includes special two-tone tape stripe (Club coupe only)

• Garnet Red Pearl Coat/Dark Cordovan Pearl Coat

• Gunmetal Blue Pearl Coat/Ice Blue

OPTIONAL PACKAGES

Certain models, packages, and options are subject to specific restrictions or requirements. See your dealer for ordering information.

COLD WEATHER PACKAGE

(Available on club coupe only)

• 500-amp maintenance-free battery

• Electric rear window defroster

DELUXE CONVENIENCE PACKAGE

(Optional deluxe wipers required on base 600 four-door sedan)

• Automatic speed control*

• Tilt steering column*

POWER CONVENIENCE DISCOUNT PACKAGE

• Power door locks*

• Power windows*

*Available in package only.

PROTECTION PACKAGE

(Not available on four-door sedans)

• Body-side protective moldings (color-keyed)

• Front and rear bumper guards (color-keyed)

INTERIOR ILLUMINATION PACKAGE

(Club coupe only)

• Illuminated entry system

• Illuminated passenger side visor/vanity mirror

CENTER CONSOLE PACKAGE

(Club coupe only; optional bucket seats required)

• Freestanding front center armrest

• Full-length front forward console

• Includes floor-mounted shift lever, forward storage bin with latching door, ash receiver, center open storage bins, coin holder (replaced with cassette holder when cassette/radio is ordered)

LIGHT PACKAGE

(Base model four-door only; standard on all other models)

• Ash receiver*

• Cigar lighter*

• Dome/reading (not available on convertible)*

• Glove box*

• Ignition switch with time delay*

• Trunk*

• Underhood*

• Convenience light bar (with reminder lights for door ajar, low fuel, low windshield washer fluid, trunk ajar)*

*Available in package only.

TWO-TONE PAINT PACKAGE

(Club coupe only)

• Special accent tape stripes

• Two-tone paint (two color combinations)*

*Available in package only.

POPULAR EQUIPMENT DISCOUNT PACKAGE

(Not available on convertible; deluxe wipers required on base 600 four-door)

• AM stereo*/FM stereo electronically tuned radio with digital clock (may be upgraded)†

Deluxe Convenience Package

• Electric rear window defroster

• Trunk dress-up

• 500-amp maint. free battery (Club Coupe only)

*Limited AM stereo reception may be experienced in some areas because some AM stereo broadcasting is not compatible with this radio's reception capabilities.

†Base four-door only.

LUXURY EQUIPMENT DISCOUNT PACKAGE

(Not available on base 600 four-door or convertible)

• Cast aluminum 14-inch road wheels*

• Dual power remote control outside mirrors

• Popular Equipment Discount Package

• Power seat, left or bench

*Club coupe only.

DODGE 600 ES TURBO CONVERTIBLE PACKAGE

(Available in Black, Radiant Silver, Gunmetal Blue Pearl Coat or White exterior colors only)

• AM stereo*/FM stereo, premium: electronic tuning, seek-and-scan, Dynamic Noise Reduction (DNR)†, cassette player with automatic reverse; six-speaker sound; integral digital clock

• Electronic instrument panel cluster†

• 2.2-liter electronically fuel injected turbocharged Trans-4 engine and 400-amp battery; also includes bright oval exhaust tip, Chrysler/Bosch multipoint electronic fuel injection, engine dress-up, functional hood louvers, stainless steel exhaust system, and turbo identification

• Front accessory carpeted floor mats

• Glossy black aero style left and right remote control outside mirrors*

• Black windshield surround moldings

• Leather with vinyl trim low-back bucket seats*

• Leather-wrapped Euro-sport steering wheel†

• P195/60R15 Goodyear Eagle GT speed-rated performance steel-belted radial tires with raised black letters [set of four]†

• Power Convenience Discount Package

• Power remote deck lid release

• Protection Package

• Shelby 15-inch cast aluminum road wheels [set of four]†

• Special blackout exterior trim treatment†

• Special stripes, upper body accent†

• Sport/handling suspension

• Trunk dress-up

• Trunk lid 600 ES insignia†

*Limited AM stereo reception may be experienced in some areas because some AM stereo broadcasting is not compatible with this radio's reception capabilities.

†DNR (Dynamic Noise Reduction) is a trademark of National Semiconductor Corporation.

*Available in package only.

DODGE 600 ENGINES AND TRANSAXLES¹

Type	Displacement	Bore & Stroke	Compression Ratio	Horsepower	Torque	Transaxle Availability
4-cylinder OHC EFI; standard all models	2.2-liter (135 CID)	3.44" x 3.62"	9.5 to 1	97 hp @ 5,200 rpm	122 lb-ft @ 3,200 rpm	3-speed automatic (3.02 OTGR) standard
4-cylinder OHC turbocharged EFI; included on ES Turbo convertible; optional on all other models	2.2-liter (135 CID)‡	3.44" x 3.62"	8.1 to 1	146 hp @ 5,200 rpm	170 lb-ft @ 3,600 rpm	3-speed automatic (3.02 OTGR) standard
4-cylinder OHC EFI; optional on all models	2.5-liter (155 CID)	3.44" x 4.09"	9.0 to 1	100 hp @ 4,800 rpm	136 lb-ft @ 2,800 rpm	3-speed automatic (3.02 OTGR) standard

OTGR—Overall top gear ratio.

¹Emissions controls require extra cost on all vehicles registered in California; not available otherwise.

²Premium unleaded fuel recommended. Trailer towing is not recommended and such use will invalidate warranty.

³Turbo engine includes bright single exhaust tip, Chrysler/Bosch multipoint electronic fuel injection, engine dress-up, equal-length drive shafts, hood louvers (functional), stainless steel over exhaust system, and Turbo identification.

DIMENSIONS, WEIGHT AND CAPACITY	Club Coupe	Convertible	Four-Door Sedan
Length (in.)	179.2	179.2	185.2
Width (in.)	68.0	68.0	68.0
Height (in.)	52.5	52.9	53.1
Wheelbase (in.)	100.3	100.4	103.3
Turning Diameter (ft)	35.3	35.3	36.2
Curb Weight (lbs, estimated)	2,538	2,601	2,601 ¹
Cargo Capacity (cu ft)	15.0	10.4	17.1
Passenger Capacity	6	4	6
Fuel Capacity (gall)	14.0	14.0	14.0

¹600 SE four-door sedan: 2,610 pounds.

STANDARD SAFETY FEATURES

- Anti-theft ignition and steering column lock • Backup lights • Brake fluid pressure loss warning light (also serves as indicator when parking brake is applied) • Combination lap-shoulder belts for the driver and right front passenger; lap belts for all other passengers • Double ball-joint rearview mirror mount • Dual braking system with separate brake fluid reservoirs in the master cylinder • Dual throttle return springs • Electric windshield washers and wipers • Electronic ignition • Energy-absorbing front seatbacks • Energy-absorbing steering wheel • Energy-absorbing sun visors • Fade-resistant front ventilated disc brakes • Front seat head restraints • Glare-reduction measures for windshield wipers, instrument panel and steering wheel • Hazard warning flasher system • Headlight and wiper circuit breakers with automatic reset • Impact-actuated fuel supply shut-down relay • Inside and outside rearview mirrors • Interlocking door locks • Key left in ignition warning • Nonoverride door locks (except driver's door) • Recessed inside door release handles • Reinforced windshield header and roof • Resilient window crank knobs • Rotary glove box latch • Safety glass • Safety-Rim wheels • Seat belt reminder system • Seatback latches on folding front seats • Side door beams • Side marker

lights and/or reflectors • Supplemental center high-mounted stoplight • Turn signals with lane-change feature

CONSIDER LEASING

Many of today's new car prospects are wisely considering leasing as an alternative to buying. Leasing a new Dodge 600 usually involves a small security deposit and a first month's lease payment. Monthly payments are usually less than financing a new car purchase. Ask your dealer for details.



MOPAR parts are engineered by Chrysler Corporation for use in your Dodge 600. When replacement is necessary, be sure to specify MOPAR parts. Used by professional mechanics all over the world.

All product illustrations and specifications are based on authorized information. Although descriptions are believed correct at publication approval, accuracy cannot be guaranteed. Chrysler Corporation reserves the right to make changes from time to time, without notice or obligation, in prices, specifications, colors and materials, and to change or discontinue models. See your dealer for the latest information.

Litho in U.S.A.

Form No. 81-205-6014 8/85 (300M)

For more than sixty years Dodge cars and trucks have been an integral part of the automotive industry. During this time Dodge has maintained a tradition of design and engineering achievements that have been nothing short of historic. Along with this rich heritage, Dodge has revolutionized its products over the last three years in virtually every aspect of design, engineering, performance, manufacturing, servicing, and warranty protection.

Enormous resources, human and financial, have been channeled into breakthrough accomplishments. This commitment has often required shattering old ideas, establishing new standards, and daring to be different. Our aim has been one of constantly striving to be the best.

Dodge's total dedication to quality products and the confidence to stand behind them with an unprecedented five-year/50,000-mile limited warranty are the purest examples of our vision fulfilled. But our commitment to be the best can only be as successful as its final effect on you, the consumer. You must be completely satisfied with our products, our attitude, our services.

This is our ultimate goal.

5/50 PROTECTION PLAN

Warranty protection is a matter of confidence. And Chrysler Corporation is so sure of the care and precision that go into each Dodge 600 that they offer the Five-Year/50,000-Mile Protection Plan. It speaks for itself. Upon expiration of the normal 12-month/12,000-mile new vehicle limited warranty, limited warranty coverage is extended on power train components, including engine, transaxle, axle, and turbocharger—plus outer panel rust-through protection—to five years/50,000 miles, whichever comes first. A deductible may be required. Fleet, lease and export vehicles excluded. See your dealer for details.

OPTIONAL 5/50 SERVICE CONTRACT COVERAGE

Chrysler Service Contracts provide you with additional peace of mind protection for your new vehicle. Coverage starts on the specific components after your vehicle's basic warranty expires and continues for five years or 50,000 miles (whichever occurs first) from the original warranty start date. A deductible applies. Allowances for car rental and towing are also included. Ask your dealer for details.



BUCKLE UP FOR SAFETY