


1990 CHRYSLER



LeBaron Coupe
LeBaron Convertible


There is no luxury without engineering.

Chrysler began earning a reputation for engineering leadership more than 60 years ago. Every day, that reputation rides on every car we build.

We're proud of our new lineup of 1990 Chryslers. Not just because they're engineered as well as cars can be. Not just because they bear the prestigious Chrysler name or because they meet our high standard of luxury.


We're proud because we believe Chrysler builds the kind of car *you* can be proud to own. Not just a car you can count on, but a car that'll make you *feel* good...when you drive it, or when it's parked where the neighbors can see. And most important, a car you can feel *safe* inside of.

You can take my word for this: Chrysler will continue to build the kinds of cars that have built our reputation for engineering leadership.

A handwritten signature in black ink, reading "Lee A. Iacocca". The signature is fluid and cursive, with a long horizontal stroke at the end.



1 9 9 0 C h r y s l e r L e B a r o n s



LeBaron Highline Coupe, shown in Light Champagne Metallic Clear Coat. LeBaron Premium Convertible, shown in Black Cherry Pearl Coat. LeBaron GT Coupe, shown in Flash Red Clear Coat. LeBaron GTC Convertible, shown in Bright White Clear Coat.

About this catalog. We have tried to make this catalog as complete as possible. However, since the time of printing, some of the information you'll find here may have been updated. Your dealer has details, and you should ask him for current information before ordering.

Some of the equipment shown or described throughout this catalog is available at extra cost.

There can be no luxury without engineering, and the 1990 Chrysler LeBaron Coupe and Convertible bring together the art and science of vehicle engineering with an elegant mastery. From the precision performance of the GTC Coupe and Convertible to the high quality comfort and luxury of the new-for-1990 interiors, the essence of spirited sophistication is reflected in every detail of these finely crafted automobiles.

1990 Chrysler LeBaron GTC Convertible



LeBaron GTC Convertible, shown in Bright White Clear Coat.

Crafted for high performance, the 1990 Chrysler LeBaron GTC Convertible takes to the open road as aggressively as a sail takes to the high seas. A three-mode, driver-selectable suspension damping system lets you go from racing trim to smooth sailing at the flick of a switch as a standard 174-horsepower intercooled VNT Turbo engine propels you with a new ease along old ways.



LeBaron GTC instrumentation. Interior shown in Medium Quartz.

Beauty is form, and form is function. The 1990 LeBaron GTC Convertible is equipped for precise navigation with an all-new instrument panel that is a triumph of ergonomic engineering. Strap yourself into the standard leather with vinyl trim power enthusiast bucket seat. Steady your course with precision readings from electromechanical gauges. Quite rightly, you sense that this is the start of one beautiful relationship.


1990 Chrysler LeBaron Premium Convertible



LeBaron Premium Convertible, shown in Black Cherry Pearl Coat.

Placing you on center stage, the 1990 Chrysler LeBaron Premium Convertible is your chance to shine. Its standard 3.0-liter MPI V-6 engine* makes a powerful statement and its road touring suspension system keeps you always in good form. Bask in the spotlight of wind-in-your-hair driving excitement. Because, sculpted by the wind, a journey in the LeBaron Premium Convertible is as beautiful as the car itself.

*Manufactured by Mitsubishi Motors Corporation.



LeBaron Premium Convertible interior in available Corinthian leather with vinyl trim, shown in Bordeaux with White.

Comfort and luxury, elegance and function, the 1990 Chrysler LeBaron Premium Convertible is an automobile rich in amenities. Relax in the new-for-1990 cloth low-back bucket seats with reclining seatbacks or opt for the available Corinthian leather with vinyl trim. Take destiny in hand. Grasp its standard luxury leather-wrapped steering wheel and head for the stars.

1990 Chrysler LeBaron GT & Highline Convertible



LeBaron GT Convertible, shown in Flash Red Clear Coat.

Sculpted by the wind, the sleek aerodynamic lines of the 1990 Chrysler LeBaron GT and Highline Convertibles are as functional as they are beautiful. The LeBaron GT Convertible, available in monochromatic Bright White or Flash Red Clear Coat exteriors with bright trim, drives as hot as it looks. Best of all, you can take to the sunny side of the street with a standard power top as effortless to use as it is to enjoy.



LeBaron Highline Convertible, shown in Dark Quartz Gray Metallic Clear Coat.



LeBaron Convertible interior in standard cloth, shown in Light Champagne.

A new dimension in driving enthusiasm is at hand with the 1990 Chrysler LeBaron GT and Highline Convertibles. Standard are a full-length center console, supple cloth low-back bucket seats with reclining seatbacks that stay cool in the sun, and a standard color-keyed steering wheel with integral air bag. Revel in an interior that never lets you forget what contemporary luxury and comfort is all about.

1990 Chrysler LeBaron GTC Coupe



LeBaron GTC Coupe, shown in Bright White Clear Coat.

Explore the boundaries of nature, where the road meets machine, in the 1990 Chrysler LeBaron GTC Coupe. Set out with newfound confidence derived from the standard 174-horsepower 2.2-liter engine with an intercooled low-lag variable nozzle turbocharger underhood. The standard three-mode variable damped suspension system and five-speed manual transaxle with Getrag gearset provide precise performance.



LeBaron GTC Coupe standard Corinthian leather with vinyl trim interior, shown in Medium Quartz.

Style to show. Style to go. The all-new interior of the 1990 Chrysler LeBaron GTC Coupe delivers more than expected luxury, comfort and convenience. Standard are air conditioning, a redesigned overhead console with instrumentation, a full-length center console, an instrumentation module with electromechanical gauges, 12-way power enthusiast driver seat, and the Chrysler Infinity I Sound System.

1990 Chrysler LeBaron Premium Coupe



LeBaron Premium Coupe, shown in Platinum Silver Metallic Clear Coat.

As only a true classic can, the 1990 LeBaron Premium Coupe bridges the past, present and future. The most contemporary beauty of the 1990 LeBaron Premium Coupe is far from superficial. Experience its powerful 3.0-liter MPI V-6 engine*, advanced four-speed electronic Ultradrive automatic transaxle, four-wheel disc brakes, and road touring suspension. Suffice to say, the going was never so good.

*Manufactured by Mitsubishi Motors Corporation.



LeBaron Premium Coupe standard cloth interior, shown in Midnight Blue.

Ample amenities abound. The 1990 Chrysler LeBaron Premium Coupe features many standard comfort and convenience items, including air conditioning, power door locks and windows, cloth low-back front bucket seats with reclining seatbacks and manual adjustable lumbar supports, and the available storage of a pass-through 60/40 split fold-down rear seat. Fine Corinthian leather with vinyl trim is also available.

1990 Chrysler LeBaron GT & Highline



LeBaron GT Coupe, shown in Flash Red Clear Coat.

With head-turning good looks and innovative technology steeped in the tradition of Chrysler engineering excellence, the 1990 Chrysler LeBaron GT and Highline Coupe bring together the art and science of vehicle engineering with elegant mastery. Here is styling that is both enduring and endearing, and, some say, the most beautiful automobile to come out of an American automotive design studio in a decade.




LeBaron Highline Coupe, shown in Light Champagne Metallic Clear Coat.

Hit the road in command, with the 1990 Chrysler LeBaron Highline Coupe or GT Coupe. Standard are four-wheel disc brakes, a 2.5-liter EFI engine with three-speed automatic transaxle in the Highline Coupe, and a 3.0-liter MPI V-6 engine* with five-speed manual transaxle in the GT Coupe. Check with your dealer for option packages that will personalize your LeBaron Coupe.

*Manufactured by Mitsubishi Motors Corporation.

There is no luxury without engineering.



A VNT Intercooled Turbo Engine. Chrysler engineering introduces the intercooled Variable Nozzle Turbocharger (VNT), which increases low rpm boost and reduces turbo lag significantly. The 174-hp 2.2-liter Sequential MPI Turbo is standard on LeBaron GTC models.


B Five-Speed Manual Transaxle. The standard GTC transaxle is the precision five-speed close-ratio manual with high-performance Getrag gearset.

C Double-protection bumpers deflect and return to their original positions if a barrier is struck at five mph or less.

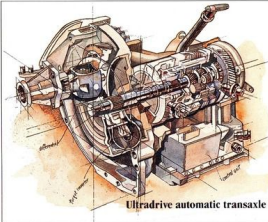
D Four-Wheel Disc Brakes. The GTC power-assisted high-performance four-wheel disc brake system features vented rotors, increased swept area, and optimal caliper bore size for excellent high-speed fade resistance and maximum braking efficiency under all driving conditions.

E Variable-Damped Suspension System provides three driver-selectable suspension settings—firm, normal, and soft—operable from console-mounted switches. Included are performance-tuned struts and shocks. Standard.


F Dual hydro-elastic engine mounts provide smooth idle and drive characteristics by isolating engine vibrations from the passenger compartment.



3.0-liter MPI V-6 engine



Ultradrive automatic transaxle




2.5-liter EFI engine

G Stainless Pentasteel Exhaust System provides longer life than conventional exhaust system materials.

H Driver-side air bag is mounted in the steering wheel on an energy-absorbing steering column and padded instrument panel with knee bolsters.

I Corrosion-resistant materials and double-sided galvanized steel are used extensively to help protect body parts from the elements.

Standard Features & Options




1. Power windows and locks. Standard on all LeBaron Coupes and Convertibles except Highline. **2. Compact disc player.** Optional. **3. Convertible dust boot cover.** Exterior color-keyed vinyl with channels that guide hold-down latches in place. **4. Chrysler Infinity II Sound System.** AM stereo/FM stereo with seek-and-scan, integral cassette player and graphic equalizer. Optional. **5. Electric Rear window defroster.** Standard on all LeBaron Coupes and Convertibles except Highline Coupe!

6. Air conditioning. Standard except Highline! **7. Wheels and wheel covers (sets of four).** (A) 14-inch lace wheel cover, (B) 15-inch luxury wheel cover, (C) 15-inch cast aluminum road wheel, color-keyed, (D) 16-inch cast aluminum road wheel, (E) 14-inch cast aluminum road wheel, (F) 15-inch cast aluminum road wheel. Availability varies with model. Check with your dealer.

*Some V6 engine configurations may not be compatible with this radio.
†Required on all vehicles registered in New York State.
‡There are special engine cooling requirements for fields installed air conditioning. Failure to follow these requirements may void the warranty.

S a f e t y I s O u r C o n c e r n



The Allstate Safety Leadership Award was presented to Chrysler Corporation in recognition of its leadership position in the application of driver-side air bags.

Chrysler Motors takes your safety seriously. Chrysler was the first domestic automaker to install driver-side air bags as standard equipment, doing so in 1988. Air bags are again standard equipment this year on all LeBaron Coupe and Convertible models.

The air bag works in conjunction with three-point active seat belts and knee bolsters to provide additional driver front-end collision protection. The entire inflate/deflate cycle occurs in little more than the blink of an eye, expanding

to cushion the driver from both steering wheel and instrument panel. All 1990 LeBaron Coupe and Convertible models are also equipped with a new energy-absorbing, tilt steering column to provide further driver collision protection.

Unibelt integral lap-and-shoulder restraints for outboard rear seat passengers are also standard for 1990 (rear lap belts only in Convertible).

With Chrysler Motors, it is safe to say that your safety is our concern.

INTERIOR TRIM



Standard in LeBaron Highline Coupe and Convertible/Premium and GT Convertibles. Cameron/Gibson cloth with vinyl trim low-back front bucket seats. Both seats feature an adjustable head restraint and seatback recliner.



Standard in LeBaron Premium and GT Coupe. Hampton/Gibson cloth low-back premium front bucket seats. Both seats feature an adjustable head restraint and seatback recliner. The driver's seat includes a four-position manual lumbar adjustment.



Optional in LeBaron Highline and GT Convertible. Highland Grain vinyl low-back front bucket seats. Both seats feature an adjustable head restraint and seatback recliner.



Optional in LeBaron Premium Convertible and GT Convertible. Corinthian leather with vinyl trim low-back premium front bucket seats. Both seats feature an adjustable head restraint and seatback recliner. The driver's seat includes a four-position manual lumbar adjustment.



Standard in Turbo GTC Coupe. Gemini/Gibson cloth low-back front bucket seats feature an adjustable head restraint and seatback recliner. The enthusiast driver seat includes power adjustments for six-way track, lumbar, back wings and back recliner.



Standard in Turbo GTC Convertible. Corinthian leather with vinyl trim low-back premium front bucket seats. Both seats feature an adjustable head restraint and seatback recliner. The enthusiast driver's seat includes power adjustments for six-way track, lumbar, back wings and back recliner.

EXTERIOR COLORS



Claret Red Pearl Coat*
Highline/Premium models.



Black Cherry Pearl Coat.
Highline/Premium models.



Flash Red Clear Coat.
Highline/Premium/GT/GTC models.



Light Champagne Metallic Clear Coat*
Highline/Premium models.



Twilight Blue Pearl Coat*
Highline/Premium models.



Black Clear Coat.
Highline/Premium/GTC models.



Dark Quartz Gray Metallic Clear Coat.
Highline/Premium models.



Platinum Silver Metallic Clear Coat*
Highline/Premium models.

Bright White Clear Coat.
Highline/Premium/GT/GTC models.

Two-Tone Colors†



Black Cherry Pearl Coat/Dark Quartz Gray
Metallic Clear Coat.



Twilight Blue Pearl Coat/Platinum Silver
Metallic Clear Coat.



Black Clear Coat/Dark Quartz Gray
Metallic Clear Coat.



Platinum Silver Metallic Clear Coat/Dark
Quartz Gray Metallic Clear Coat.

*Extra cost.

†Standard on LeBaron Premium Coupe (monotone colors available at no extra charge). Two-tone colors optional on LeBaron Highline Coupe. Not available on LeBaron GT or GTC Coupe, or LeBaron Convertible models.

Note: Clear Coat finish is standard on every 1990 passenger car built by Chrysler Motors.

STANDARD SAFETY FEATURES

- Air bag (driver's side only)
- Antitheft ignition and steering column lock
- Antitheft trunk lock
- Backup lights
- Brake fluid pressure loss warning light (also serves as indicator when parking brake is applied)
- Center high-mounted supplemental stoplight
- Combination lap/shoulder belts for driver, right front passenger and rear outboard passengers; lap belts for center locations
- Double ball-joint rearview mirror mount
- Dual braking system with separate brake fluid reservoirs in the master cylinder
- Dual throttle return springs
- Electric windshield wipers/washers
- Energy-absorbing front seatbacks
- Energy-absorbing instrument panel
- Energy-absorbing steering wheel
- Fade-resistant front disc brakes
- Fasten seat belt reminder
- Front seat head restraints
- Glare reduction measures for instrument panel, steering wheel and windshield wipers
- Hazard warning flasher system
- Headlight and wiper circuit breakers with automatic reset
- Inside and outside rearview mirrors
- Inside hood release
- Interlocking door latches
- Key left in ignition warning
- Non-override door locks
- Recessed inside door release handles
- Reinforced windshield header and roof
- Safety-Rim wheels
- Shatter-resistant glass
- Side door beams
- Side marker lights and reflectors
- Turn signals with lane-change feature

OPTIONAL DISCOUNT PACKAGES.

A variety of accessory packages is available to add even more comfort, convenience and luxury to your new Chrysler. Your dealer can provide complete information on all special discount packages.



MAKING THE BEST EVEN MORE AFFORDABLE.

Chrysler Credit offers a variety of finance programs that will help make your new Chrysler LeBaron even more affordable. These special finance and leasing

programs are designed to meet the needs of today's automotive buyer. They include Gold Key Lease, America's Choice Payment Plan, College Graduate Plans, Retail Financing, and more. Ask your salesperson for details.

STAINLESS PENTASTEEL EXHAUST SYSTEM.

On every Chrysler Motors passenger car, all components of the exhaust system employ corrosion-resistant steel alloy that has superior resistance to rust and to fatigue caused by high heat. This system provides longer life than conventional exhaust systems. Chrysler Motors provides the stainless Pentasteel exhaust system on *all* its 1990 passenger cars, both domestic and import.



7/70 POWER TRAIN LIMITED WARRANTY.

Upon expiration of the 12-month or 12,000-mile Basic Limited Warranty, coverage is extended on power train components to seven years or 70,000 miles. A deductible applies. See your dealer for a copy of the warranty. (Domestic models only.)

7/100 ANTICORROSION LIMITED WARRANTY.

Your dealer will repair or replace at no charge outer body sheet metal panels found to have developed perforation (rust-through) in normal use up to seven years or 100,000 miles. See your dealer for a copy of the warranty.

For complete details on standard equipment, specifications and technical information, ask your dealer for a copy of the 1990 Chrysler Technical Specifications Guide.

CHRYSLER PURCHASE ASSISTANCE PROGRAM FOR THE PHYSICALLY CHALLENGED.

Cash reimbursements of up to \$500 are available for qualified adaptive driving devices on 1990 Chrysler Motors cars and trucks. For further information, contact your dealer or the PHYSICALLY CHALLENGED RESOURCE CENTER at 1-800-255-9877.

OPTIONAL SERVICE CONTRACT COVERAGE.

Chrysler Service Contracts provide you with additional peace-of-mind protection for your new vehicle. Chrysler Motors offers a variety of plans to meet your needs. Plan coverage begins after your vehicle's basic warranty expires. A deductible applies. Allowances for car rental and towing are also included. See your dealer for details.

CONSIDER LEASING.

More consumers are considering leasing as an alternative to buying. Leasing a new Chrysler LeBaron usually involves a small security deposit and a first month's lease payment. Monthly payments frequently are less than financing a new car purchase. Ask your dealer for details.



MOPAR parts are engineered by Chrysler Motors for use in your new Chrysler LeBaron. When replacement is necessary, be sure to specify MOPAR parts. Used by professional mechanics worldwide.

All product illustrations and specifications are based upon current information at the time of publication approval. Although descriptions are believed correct, complete accuracy cannot be guaranteed. Chrysler Motors reserves the right to make changes from time to time, without notice or obligation, in prices, specifications, colors and materials, and to change or discontinue models. See your dealer for the latest information.

Chrysler and MOPAR are registered trademarks, and LeBaron is a trademark of Chrysler Motors Corporation.



DIVISION OF CHRYSLER MOTORS


Buckle up for safety.

There is no luxury without engineering.

Chrysler.
There is
no luxury without
engineering.



1990 CHRYSLER



TECHNICAL SPECIFICATIONS

LeBaron Coupe
LeBaron Convertible



T e c h n i c a l S p e c i f i c a t i o n s



	LeBaron Highline Coupe	LeBaron Highline Convertible	LeBaron Premium Coupe	LeBaron Premium Convertible	LeBaron GT Coupe	LeBaron GT Convertible	LeBaron GTC Coupe	LeBaron GTC Convertible
Transmission								
Type	3-Speed TorqueFlite Automatic with Lockup Torque Converter	3-Speed TorqueFlite Automatic with Lockup Torque Converter	4-Speed Computer-Controlled Automatic	4-Speed Computer-Controlled Automatic	5-Speed Manual Overdrive	5-Speed Manual Overdrive	Heavy-Duty 5-Speed Manual Overdrive	Heavy-Duty 5-Speed Manual Overdrive
OTGR	3.02	3.02	2.36	2.36	2.51	2.51	2.74	2.74
Chassis								
Construction	Unibody	Unibody	Unibody	Unibody	Unibody	Unibody	Unibody	Unibody
Front Suspension	Gas-Charged, Position-Sensitive Struts with Antisway Bar	Gas-Charged, Position-Sensitive Struts with Antisway Bar	Gas-Charged, Position-Sensitive Struts with Antisway Bar	Gas-Charged, Position-Sensitive Struts with Antisway Bar	Gas-Charged, Position-Sensitive Struts with Upgraded Antisway Bar	Gas-Charged, Position-Sensitive Struts with Upgraded Antisway Bar	Performance Handling Driver Selectable Suspension Damping System with Gas-Charged, Position-Sensitive Struts with Upgraded Antisway Bar	Performance Handling Driver Selectable Suspension Damping System with Gas-Charged, Position-Sensitive Struts with Upgraded Antisway Bar
Rear Suspension	Beam Axle with Trailing Arms, Coil Springs, Gas-Charged Shocks and Antisway Bar	Beam Axle with Trailing Arms, Coil Springs, Gas-Charged Shocks and Antisway Bar	Beam Axle with Trailing Arms, Coil Springs, Gas-Charged Shocks and Antisway Bar	Beam Axle with Trailing Arms, Coil Springs, Gas-Charged Shocks and Antisway Bar	Beam Axle with Trailing Arms, Coil Springs, Gas-Charged Shocks and Upgraded Antisway Bar	Beam Axle with Trailing Arms, Coil Springs, Gas-Charged Shocks and Upgraded Antisway Bar	Performance Handling Driver Selectable Suspension Damping System, Beam Axle with Trailing Arms, Coil Springs, Gas-Charged Shocks and Upgraded Antisway Bar	Performance Handling Driver Selectable Suspension Damping System, Beam Axle with Trailing Arms, Coil Springs, Gas-Charged Shocks and Upgraded Antisway Bar
Tires (set of four)	P195/70R14 Steel-Belted Radial Black Sidewall All-Season Touring	P195/70R14 Steel-Belted Radial Black Sidewall All-Season Touring	P205/60R15 Steel-Belted Radial Black Sidewall All-Season Touring	P205/60R15 Steel-Belted Radial Black Sidewall All-Season Touring	P205/60R15 Steel-Belted Radial Raised Black Letter All-Season Performance	P205/60R15 Steel-Belted Radial Raised Black Letter All-Season Performance	P205/55R16 Steel-Belted Radial Raised Black Letter All-Season Performance	P205/55R16 Steel-Belted Radial Raised Black Letter All-Season Performance
Wheels and Covers (set of four)	14" Premium Wheel Cover	14" Premium Wheel Cover	15" Premium Wheel Cover	15" Premium Wheel Cover	15" Cast Aluminum Road Wheel	15" Cast Aluminum Road Wheel	16" Cast Aluminum Road Wheel	16" Cast Aluminum Road Wheel
Steering System	Power-Assisted Rack-and-Pinion	Power-Assisted Rack-and-Pinion	Power-Assisted Rack-and-Pinion	Power-Assisted Rack-and-Pinion	Power-Assisted Rack-and-Pinion	Power-Assisted Rack-and-Pinion	Power-Assisted Rack-and-Pinion	Power-Assisted Rack-and-Pinion
Ratio	16:1	16:1	16:1	16:1	14:1	14:1	14:1	14:1
Wheel Turns	2.7	2.7	2.7	2.7	2.2	2.2	2.2	2.2
Braking System	Dual Hydraulic, Split Diagonally 4-Wheel Disc	Dual Hydraulic, Split Diagonally 4-Wheel Disc	Dual Hydraulic, Split Diagonally 4-Wheel Disc	Dual Hydraulic, Split Diagonally 4-Wheel Disc	Dual Hydraulic, Split Diagonally 4-Wheel Disc	Dual Hydraulic, Split Diagonally 4-Wheel Disc	Dual Hydraulic, Split Diagonally High Performance 4-Wheel Disc	Dual Hydraulic, Split Diagonally High Performance 4-Wheel Disc
Fuel Capacity (gal)	14	14	14	14	14	14	14	14
Curb Weight (lb)	2,863	3,051	3,072	3,244	2,986	3,174	3,114	3,257

Engine

Type	2.5-Liter 4-Cylinder Single-Point Electronic Fuel Injection	2.5-Liter 4-Cylinder Single-Point Electronic Fuel Injection	3.0-Liter V-6 Multipoint* Electronic Fuel Injection	3.0-Liter V-4 Multipoint* Electronic Fuel Injection	3.0-Liter V-6 Multipoint* Electronic Fuel Injection	3.0-Liter V-6 Multipoint* Electronic Fuel Injection	2.2-Liter 4-Cylinder Sequential Multipoint Electronic Fuel Injection VNT Intercooled Turbo	2.2-Liter 4-Cylinder Sequential Multipoint Electronic Fuel Injection VNT Intercooled Turbo
Bore x Stroke (in.)	3.44x4.09	3.44x4.09	3.59x2.99	3.59x2.99	3.59x2.99	3.59x2.99	3.44x3.62	3.44x3.62
Displacement (cu in./liters)	153/2.5	153/2.5	181.4/3.0	181.4/3.0	181.4/3.0	181.4/3.0	135/2.2	135/2.2
Power (hp @ rpm)	100/4,800	100/4,800	141/5,000	141/5,000	141/5,000	141/5,000	174/5,200	174/5,200
Torque (lb-ft @ rpm)	135 @ 2,800	135 @ 2,800	171/2,800	171/2,800	171/2,800	171/2,800	210/2,400	210/2,400
Compression Ratio	8.9:1	8.9:1	8.9:1	8.3:1	8.9:1	8.9:1	8.0:1	8.0:1
Fuel Type	Unleaded Regular	Unleaded Regular	Unleaded Regular	Unleaded Regular	Unleaded Regular	Unleaded Regular	Unleaded Premium*	Unleaded Premium*

*Manufactured by Mitsubishi Motors Corporation.
 *Unleaded premium preferred, unleaded regular acceptable.

D i m e n s i o n s

	LeBaron Highline Coupe	LeBaron Highline Convertible	LeBaron Premium Coupe	LeBaron Premium Convertible	LeBaron GT Coupe	LeBaron GT Convertible	LeBaron GTC Coupe	LeBaron GTC Convertible
Exterior								
Overall Length (in.)	184.9	184.9	184.9	184.9	184.9	184.9	184.9	184.9
Wheelbase (in.)	100.3	100.4	100.3	100.4	100.3	100.4	100.3	100.4
Overall Height (in.)	51.0	52.3	51.0	52.3	51.0	52.3	51.0	52.3
Track-Front (in.)	57.5	57.6	57.5	57.6	57.5	57.6	57.5	57.6
Track-Rear (in.)	57.6	57.6	57.6	57.6	57.6	57.6	57.6	57.6
Overall Width (in.)	68.5	68.5	68.5	68.5	68.5	68.5	68.5	68.5
Turning Diameter (ft)	38.3	38.3	40.5	40.5	40.5	40.5	42.4	42.4
Interior								
Headroom (in.)	37.6	38.3	37.6	38.3	37.6	38.3	37.6	38.3
Legroom (in.)	42.4	42.4	42.4	42.4	42.4	42.4	42.4	42.4
Hiproom (in.)	53.5	53.5	53.5	53.5	53.5	53.5	53.5	53.5
Shoulder Room (in.)	55.9	55.9	55.9	55.9	55.9	55.9	55.9	55.9
Headroom-Rear (in.)	36.3	37.0	36.3	37.0	36.3	37.0	36.3	37.0
Legroom-Rear (in.)	33.0	33.0	33.0	33.0	33.0	33.0	33.0	33.0
Hiproom-Rear (in.)	47.9	37.6	47.9	37.6	47.9	37.6	47.9	37.6
Shoulder Room-Rear (in.)	56.3	45.7	56.3	45.7	56.3	45.7	56.3	45.7
Trunk Capacity (cu ft)	14.0	10.3	14.0	10.3	14.0	10.3	14.0	10.3
Interior Volume (cu ft)	103.4	94.0	103.4	94.0	103.4	94.0	103.4	94.0

S t a n d a r d a n d O p t i o n a l E q u i p m e n t

	Highline Coupe	Highline Convertible	Premium Coupe	Premium Convertible	GT Coupe	GT Convertible	GTC Coupe	GTC Convertible
Air Bag System—Driver's side only	S	S	S	S	S	S	S	S
Air Conditioning ¹ —Manual	E	E	S	S	S	S	S	S
Alternator—90-ampere	S	S	S	S	S	S	—	—
Alternator—120-ampere	—	—	—	—	—	—	S	S
Antenna—Power, bright	P	P	P	S	S	S	S	S
Battery—500-ampere	S	S	S	S	S	S	S	S
Brakes—Power-assisted: 4-wheel disc	S	S	S	S	S	S	—	—
Brakes—Power-assisted: high performance 4-wheel disc	—	—	—	—	—	—	S	S
Bumper Guards—Front and rear	S	S	S	S	S	S	S	S
Bumpers—5 mph double-protection, energy-absorbing	S	S	S	S	S	S	S	S
Carpeting—Passenger compartment: short pile Euro style	S	S	S	S	S	S	S	S
Carpeting—Trunk	S	S	S	S	S	S	S	S
Chimes—Key-in-ignition, headlights-on, seat belt and turn signal reminder	S	S	S	S	S	S	S	S
Cigar Lighter	S	S	S	S	S	S	S	S
Clock—Digital: integral with all radios	S	S	S	S	S	S	S	S
Coat Hooks—Rear	S	—	S	—	S	—	S	—
Compact Disc Player	E	—	E	E	E	E	E	E
Console—Front: contains ashtray w/ light, center parking brake lever, storage bin, armrest	S	S	S	S	S	S	S	S
Console—Overhead: contains compass, outside temperature gauge, garage door opener storage, dual courtesy lights and storage bin	E	—	S	—	E	—	S	—
Convertible Top—Power, with headliner	—	S	—	S	—	S	—	S
Corrosion Protection—Extensive use of galvanized and galvanized steel materials, fiberglass plastics, special primers and clear coats	S	S	S	S	S	S	S	S
Deck Lid Release—Remote with lockout feature on convertibles	S	S	S	S	S	S	S	S
Defroster—Rear window ² electric	E	S	S	S	S	S	S	S
Door Locks, Power—Rolling automatic	P	P	S	S	S	S	S	S
Engine: 2.5-liter SOHC MPI Turbo	E	E	—	—	E	E	E	E
3.0-liter OHC MPI V-6 ³	E	E	S	S	S	S	—	—
Exhaust System—Stainless Pentastee	S	S	S	S	S	S	S	S
Floor Mats—Color keyed	P	P	S	S	S	S	S	S
Foot Rest, Driver—Left foot	S	S	S	S	S	S	S	S
Fuel Filler Cap—Tethered	S	S	S	S	S	S	S	S
Fuel Filler Door Release—Remote control	S	S	S	S	S	S	S	S
Glass—Tinted: all windows	S	S	S	S	S	S	S	S
Glove Box, Locking	S	S	S	S	S	S	S	S
Headlights—Halogen: Quad with Optical Horn concealed	S	S	S	S	S	S	S	S
Hood—Counterbalanced	S	S	S	S	S	S	S	S
Hood Release—Inside	S	S	S	S	S	S	S	S
Horn—Dual note	S	S	S	S	S	S	S	S
Illuminated Entry	P	P	P	S	P	S	S	S
Instrument Cluster—Analog electromechanical: includes electric speedometer, odometer, trip odometer, gauges for electrical system voltage, engine coolant temperature, engine oil pressure, and fuel level	S	S	NC	NC	S	S	—	—
Turbo boost gauge	—	—	—	—	—	—	S	S
Instrument Cluster—Electronic: includes vacuum fluorescent digital displays for speedometer, odometer and trip odometer, analog displays for electrical system voltage, engine coolant temperature, and engine oil pressure; gauge alert for charging system malfunction, engine coolant temperature high, and engine oil pressure low (U.S. and Metric)	E	E	S	S	—	—	—	—
Lamps—Cornering	—	—	S	S	—	—	—	—
Lights								
Map reading	S	S	S	S	S	S	S	S
Ignition switch w/ time delay	S	S	S	S	S	S	S	S
Glove box	S	S	S	S	S	S	S	S
Ash receiver—front	S	S	S	S	S	S	S	S
Trunk/cargo	S	S	S	S	S	S	S	S
Courtesy	S	S ⁴	S	S ⁴	S	S ⁴	S	S ⁴
Lights—Warning: seat belt, low windshield washer fluid, low fuel, brake failure, door ajar, trunk ajar, high beam, air bag readiness indicator	S	S	S	S	S	S	S	S
Luggage Rack—Deck lid mounted	—	—	—	—	—	—	S	S

S: Standard E: Extra cost P: Package only NC: No charge
 (Other are special engine and/or equipment for field installed as an option. Failure to follow these requirements may void warranty. See your dealer for details.)
¹Required in vehicles registered in New York State.
²Manufactured by Mitsubishi Motors Corporation.
³Convertible models include cruise control and courtesy lights.

	Highline Coupe	Highline Convertible	Premium Coupe	Premium Convertible	GT Coupe	GT Convertible	GTC Coupe	GTC Convertible
Message Center—Incandescent: car graphic outline with warnings for door ajar, trunk ajar, and windshield washer fluid low. (Mounted in instrument cluster)	S	S	S	S	S	S	S	S
Mirror—Interior rearview, inside day/night	S	—	S	—	S	—	S	—
Mirror—Interior rearview, inside day/night with courtesy/reading lights	—	S	—	S	—	S	—	S
Mirrors—Exterior dual manual, remote control	S	S	—	—	—	—	—	—
Mirrors—Exterior dual power, remote control, heated	—	—	S	S	P	P	P	P
Mirrors—Interior illuminated visor vanity: driver and passenger	P	P	P	S	P	P	S	S
Mirrors—Interior non-illuminated visor vanity: driver and passenger	S	S	S	—	S	S	—	—
Moldings—Bumper rub strip and extensions, front and rear: black with bright insert	S	S	S	S	—	—	—	—
Moldings—Bumper rub strip and extensions, front and rear: color-keyed with bright insert	—	—	—	—	S	S	—	—
Moldings—Bumper rub strip and extensions, front and rear: color-keyed with Quartz insert	—	—	—	—	—	—	S	S
Moldings—Wide bodyside: black with bright insert	S	S	S	S	—	—	—	—
Moldings—Wide bodyside with bright insert: color-keyed	—	—	—	—	S	S	—	—
Moldings—Wide bodyside: color-keyed with Quartz insert	—	—	—	—	—	—	S	S
Paint—Two-tone	E	—	S	—	—	—	—	—
Radio—AM stereo ¹ and FM stereo with 4 speakers	S	S	S	—	—	—	—	—
Radio—AM stereo ¹ and FM stereo with cassette player, 4 speakers	E	E	—	—	—	—	—	—
Radio—Chrysler Infinity I Sound System, AM stereo ¹ and FM stereo with cassette player including tape program music search, seek-and-scan, 8 speakers in 6 locations	E	E	E	S	S	S	S	S
Radio—Chrysler Infinity II Sound System, AM stereo ¹ and FM stereo with cassette player including tape program music search, seek-and-scan, graphic equalizer, 8 speakers in 6 locations	E	E	E	E	—	—	E	E
Seat Belts—Active	S	S	S	S	S	S	S	S
Seats—Front, low-back bucket: all-cloth	S	S	—	S	—	—	—	—
Seats—Front, low-back bucket: all-vinyl	—	E	—	—	—	—	—	—
Seats—Front, low-back Premium bucket: cloth	—	—	S	—	S	—	—	—
Seats—Front, power enthusiast bucket: Corinthian leather with vinyl trim	—	—	—	—	—	—	E	S
Seats—Front, power enthusiast bucket: sport cloth	—	—	—	—	—	—	S	—
Seats—Front, Premium bucket: Corinthian leather with vinyl trim	—	—	E	E	E	E	—	—
Seats—Rear: fixed back, cloth and vinyl	S	S	—	S	—	S	—	—
Seats—Rear: fixed back, Corinthian leather with vinyl trim	—	—	—	E	—	E	—	S
Seats—Rear: fixed back, vinyl	—	E	—	—	—	—	—	—
Seats—Rear: Premium split 60/40 folding seatback, cloth	—	—	S	—	S	—	—	—
Seats—Rear: split 60/40 folding seatback, Corinthian leather with vinyl trim	—	—	E	—	E	—	E	—
Seats—Rear: split 60/40 folding seatback, sport cloth	—	—	—	—	—	—	S	—
Speed Control—Electronic	P	P	P	S	S	S	S	S
Steering—Rack-and-pinion: power-assisted 14:1 ratio	P	P	P	P	S	S	S	S
Steering—Rack-and-pinion: power-assisted 16:1 ratio	S	S	S	S	—	—	—	—
Steering Column—Tilt steering wheel	P	P	P	S	S	S	S	S
Steering Wheel—Luxury	S	S	—	—	—	—	—	—
Steering Wheel—Luxury: leather-wrapped	P	—	S	S	—	—	—	—
Steering Wheel—Sport: leather-wrapped	—	—	—	—	S	S	S	S
Sunroof—Manual	E	—	E	—	E	—	—	—
Suspension System—Performance handling	—	—	—	—	—	—	S	S
Suspension System—Sport handling	E	P	E	P	S	S	—	—
Suspension System—Driver adjustable variable damp	—	—	—	—	—	—	S	S
Tape Stripes—Upper bodyside	S	S	S	S	S	S	—	—
Transaxles—3-speed Torqueflite Automatic ²	S	S	—	—	—	—	E	E
5-speed manual with overdrive	E ³	E ³	—	—	S	S	S	S
Vehicle Theft Security Alarm System	—	—	E	E	—	—	E	E
Wheels—Cast aluminum 14-inch (set of 4)	E	E	—	—	—	—	—	—
Wheels—Cast aluminum 15-inch (set of 4)	P	P	P	P	—	—	—	—
Wheels—Cast aluminum, color-keyed, 15-inch (set of 4)	—	—	—	—	S	S	—	—
Wheels—Cast aluminum, color-keyed 16-inch (set of 4)	—	—	—	—	—	—	S	S
Wheel Covers—Premium, 14-inch (set of 4)	S	S	—	—	—	—	—	—
Wheel Covers—Premium, 15-inch (set of 4)	—	—	S	S	—	—	—	—
Windows—Power	S	S	S	S	S	S	S	S
Windshield Wiper System, Deluxe Intermittent, Airfoil Design, Two-Speed with Electric Washer—Concealed	S	S	S	S	S	S	S	S

S: Standard E: Extra cost P: Package only
¹Some AM stereo broadcasting may not be compatible with this radio.
²Includes locking torque converter.
³Requires 3.0-liter OHC MPI V-6 engine.

Chrysler.
There is no
luxury without
engineering.

