

1978 CHRYSLER

LeBARON

THE NEW SYMBOL OF LEADERSHIP



FOUR-DOOR SEDAN

TWO-DOOR SPECIALTY HARDTOP

TOWN & COUNTRY FOUR-DOOR STATION WAGON



Four-Door Sedan

Two-Door Specialty Hardtop



LeBARON

... THE MID SIZE "EVERTHING" CAR

LeBaron. Even its name implies that here is an automobile that is something special. And different. It is. Available as a two-door specialty hardtop, four-door sedan and four-door station wagon, this Chrysler entry says a lot of nice things about you and your choice of automobiles. Thirteen exterior colours give you a wide range of personal preferences to choose from. A handsome new cream vinyl roof is new for 1978 to further set your LeBaron apart from the rest of the crowd.

LeBaron functions as a car of the times, too. It is a car made lighter in key areas to help save on fuel. LeBaron's standard engine is the 3.7 litre (225 cu. in.) "Super Six" that delivers peppy performance and fuel economy. The 5.2 litre (318 cu. in.) 2- and 4-barrel and 5.9 litre (360 cu. in.) 8-cylinder engines feature Chrysler's exceptional Electronic "Lean-Burn" System that increases engine and fuel efficiency. LeBaron is a car that will look good for a long time, too. In addition to Chrysler's seven-step dip-and-spray rust inhibitor process, LeBaron also utilizes galvanized steel and sheet metal in key areas to help make it a superb rust and corrosion fighter. It is a car that has a lot going for it. And for you, too.



All Cloth 60/40 Split Bench Seat



All Leather 60/40 Split Bench Seat

INTERIORS ... TO SAY SO MUCH ABOUT YOUR TASTE

LeBaron interiors are high on practicality as well as plushness. Seat arrangements include 60/40 front bench seats with centre armrest and the new thin-back seat design that provides more knee room and easier entry and exit for rear seat passengers. Added plushness is provided by the optional 60/40 bench seats in rich Corinthian leather. An added special touch: Optional colour-keyed Corinthian leather-wrapped steering wheel with or without the optional tilt wheel. When you're in a LeBaron, you know it.



LeBARON TOWN & COUNTRY STATION WAGON

For station wagon fanciers, the new LeBaron Town & Country four-door, six-passenger wagon is a lot of wagon to fancy. Its standout styling features a look reminiscent of the classic Town & Country models of the 1940's and '50's. Simulated white ash boundary mouldings frame teakwood grain appliques on front fenders, doors, quarter panels and liftgate. Also featured is a wide pillar behind the rear door with a colour-keyed, soft urethane insert and an applied "Town & Country" medallion.

But station wagons are meant for carrying cargo and plenty of it. LeBaron features 2,059 dm³ (72.7 cu. ft.) of cargo space. Carpeting and stainless steel skid strips highlight the flat cargo floor which is hinged for easy access to the spare tire. Other practical features: a covered lockable storage bin and available power liftgate release operated by a switch in the glove box. (Automatic transmission models only)



TOWN & COUNTRY INTERIORS TO DELIGHT YOU

A vinyl bench seat with centre armrest and featuring the new thin-back design is a Town & Country highlight. An optional arrangement is a 60/40 cloth bench seat. Also available is a rich Corinthian leather interior. Town & Country . . . a station wagon you'll feel really good about.



Optional All Leather 60/40 Split Bench Seat

Chrysler LeBaron

Selected Standard Equipment

ALTERNATOR—41 amp. with transistorized voltage regulator
 ANTI-FREEZE—Glycol base -35°
 *ARMRESTS—Front and rear, padded
 ASH RECEIVERS—Instrument panel and rear armrests.
 BATTERY—375 amp.
 *BODY—Unibody construction combines body and frame into one solid, strong unit. Seven-stage rust inhibitor
 *BRAKES—Dual braking system. Front—Power disc Rear—Drum
 *BUMPERS—Hydraulic bumper system sustains barrier impacts at speeds up to 8 km/h (5 m.p.h.), front and rear
 CATALYTIC EXHAUST SYSTEM
 CIGAR LIGHTER
 COAT HOOKS—Left and right side, of special soft plastic
 COOLANT RESERVE SYSTEM
 DOOR CHECKS—2-position on all doors
 *DOORS—Safety action inside door handles. Non-protruding. Keyless locking system. Non-override door locks (except driver's door)
 EMISSION CONTROLS—Closed crankcase ventilation. Air preheat. Evaporative control and charcoal canister. Automatic vacuum spark advance, exhaust gas recirculation and electric-assist choke
 FLOOR CARPETS—Front and rear, shag carpet
 HEADLINING—Formed perforated hardboard, covered with foam backed knit nylon
 HEATER/DEFROSTERS—With upper level ventilation
 HOOD RELEASE—Conveniently located below the instrument panel
 HORNS—Dual
 IGNITION—Electronic ignition system eliminates breaker points and condenser. Reduces tune-ups and emissions. Provides easier starting
 *INSTRUMENT PANEL AND CONTROLS—Woodgrain instrument panel includes a "cockpit style" cluster design, variable intensity lights, key-left-in ignition warning buzzer, master cylinder and park brake warning indicator, glove box lock, seat belt warning light for driver only
 LIGHTS—Dual rectangular headlights, taillights, stoplights and backup lights, side marker lights and reflectors, opera

lights (2-door hardtop), dome light with door courtesy switches, turn signal lights with lane change feature. Door courtesy lamps and map light (2-door hardtop and 4-door sedan), 4-way emergency flasher

*LOCKS—Anti-theft ignition and deck lid
 *MIRRORS—Remote outside, rear view left. Inside balljoint prismatic mirror mounted with energy-absorbing lip around edge of glass

PAINT—13 colours in durable, sparkling Acrylure finish

PEDAL DRESS-UP—Brake and accelerator

*SEATS—60/40 split bench with driver and passenger head restraints. Foam pads and flame-resistant materials. Seat-back latches on 2-door models, energy-absorbing front seat back. All vinyl bench seat with centre armrest for Town & Country station wagon.

*SEAT BELTS—Combined lap and shoulder unbelt system for driver and front outboard passenger with tension reliever release. Lap belts for all remaining passengers. Automatic retractors or adjustable tip with buckle for other seating positions. Seat belt reminder light and buzzer for driver

*SIDE IMPACT—Protection beam in doors
 SPARE TIRE—Space-saver tire (2-door hardtop and 4-door sedan)

SPEEDOMETER—Dual calibrated (km/h and MPH) with metric predominant. Distance recorder (odometer) reads in kilometres

*STEERING—Power with impact-absorbing wheel and steering column, steering column lock, 2-spoke steering wheel with padded horn bar

*SUN VISORS—Left and right, padded swivel type

SUSPENSION—Big car ride. Front anti-sway bar. Torsion bars front. Leaf springs rear and Oriflow shock absorbers. Entire front suspension and the front engine mounts are attached to the structural crossmember which is isolated from the unitized body by four rubber mounts

TRANSMISSION—"Overdrive-4" manual floorshift

VINYL ROOF—(Padded) Four-door sedans

*WHEELS—381 mm (15") safety-rim
 WHEEL COVERS

WINDOWS—Ventless side windows

*WINDSHIELD—Heavy laminated glass prevents inside shattering

*WINDSHIELD WASHERS—Dual electric

*WINDSHIELD WIPERS—Dual with overlap wipe pattern

*Safety Features

Selected Optional Equipment

AIR CONDITIONING

AIR DEFLECTOR—Roof (Town & Country Station Wagon)

AUTOMATIC SPEED CONTROL

BATTERY—500 amp. Long Life

CLOCK—Electronic Digital with fluorescent display

CORNERING LIGHTS

ELECTRIC HEATED REAR WINDOW

DEFROSTER—Includes 65 amp. alternator and tinted rear glass

ENGINE BLOCK HEATER

GLASS—Tinted all windows

LOCKING FUEL FILLER CAP

LUGGAGE RACK ROOF—(Town & Country Station Wagon)

MIRRORS—Right outside remote control. Illuminated inside vanity mirror

PACKAGES—There are many special package options available, some of which are: Light Package, Heavy-Duty Trailer Assist Package, Deluxe Wiper/Washer Package (Intermittent Wiper System) and the Air-Conditioning Value Package. Ask your dealer for full details.

POWER ASSISTS—Seats, windows, door locks and deck lid/tailgate release

RADIOS—AM pushbutton, AM pushbutton with 40-channel CB transceiver, AM/FM pushbutton, AM or AM/FM multiplex 8-track stereo tape, AM/FM multiplex pushbutton with dual rear seat speakers or AM/FM multiplex with 40-channel CB transceiver

ROOF, "T" BAR—Includes see-through removable panels

SUN ROOF—Power operated—choice of glass or steel panel

SURE-GRIP DIFFERENTIAL—Rear axle

TILT STEERING WHEEL

VINYL ROOF—Landau type (Specialty Hardtop)

WHEEL COVERS—Wire Wheel covers

WHEELS—Styled aluminum road wheels

There are many other options available. Ask your dealer for full details.

Seat Availability

Model	Standard Seat	Material	Optional Seat	Material
LeBaron	60/40 Split Bench with armrest	Cloth	60/40 Split Bench with armrest	Leather
Town & Country Station Wagon	Bench Seat with centre armrest	Vinyl	60/40 Bench Seat with centre armrest	Leather
			60/40 Bench Seat with centre armrest	Cloth

Chrysler LeBaron — Basic Specifications

Model Availability

	Two-Door Specialty Hardtop	Four-Door Sedan	Four-Door Station Wagon (Two-Seat)
LeBaron	X	X	X
LeBaron Town & Country			

Exterior Dimensions

	Two-Door Specialty Hardtop		Four-Door Sedan		Four-Door Station Wagon	
	MILLIMETRES	INCHES	MILLIMETRES	INCHES	MILLIMETRES	INCHES
Wheelbase	2863	112.7	2863	112.7	2863	112.7
Overall Length (a)	5184	204.1	5235	206.1	5151	202.8
Overall Width	1867	73.5	1862	73.3	1862	73.3
Overall Height	1354	53.3	1405	55.3	1415	55.7
Track — Front	1524	60.0	1524	60.0	1524	60.0
— Rear	1486	58.5	1486	58.5	1486	58.5
Road Clearance	124	4.9	124	4.9	124	4.9
Approximate Shipping Weight—6-cyl. —Kilograms	1550		1570		1630	
—Pounds		3421		3466		3598

(a) Includes bumper guards.

Interior Dimensions

	Two-Door Specialty Hardtop		Four-Door Sedan		Four-Door Station Wagon	
	MILLIMETRES	INCHES	MILLIMETRES	INCHES	MILLIMETRES	INCHES
Effective Headroom — Front	953	37.5	996	39.2	996	39.2
— Rear	920	36.2	953	37.5	983	38.7
Effective Legroom — Front	1080	42.5	1080	42.5	1080	42.5
— Rear	864	34.0	930	36.6	930	36.6
Shoulder Room — Front	1407	55.4	1402	55.2	1402	55.2
— Rear	1422	56.0	1402	55.2	1402	55.2
Hiproom — Front	1412	55.6	1443	56.8	1450	57.1
— Rear	1341	52.8	1438	56.6	1448	57.0

Luggage Compartment

	Two-Door Specialty Hardtop		Four-Door Sedan	
	MILLIMETRES	INCHES	MILLIMETRES	INCHES
Loading Height	615	24.2	752	29.6
Usable Space Estimated (dm ³) (cu. ft.)	462	16.3	470	16.6

Station Wagon — Cargo Compartment

	MILLIMETRES	INCHES
Height — Floor to roof at liftgate opening	693	27.3
Length — 2nd seat to end of open liftgate	1311	51.8
— 2nd seat to closed liftgate	1245	49.2
— Front seat to end of open liftgate	2140	84.6
— Front seat to closed liftgate	2075	82.0
Width — Floor at liftgate opening	1116	44.1
— Floor between wheelhousing	1095	43.3
— At beltline	1207	47.7
Cargo compartment loading height	782	30.9
Cargo Volume (dm ³) (cu. ft.)	2059	72.7


Chrysler Engineering Excellence brings you LeBaron's "Lean-Burn" Engine that thinks



Computer control permits an exceptionally lean part-throttle fuel/air mixture (18:1). The computer continuously monitors engine operations and adjusts to changing conditions. Result—good performance and responsive acceleration.

"Lean-Burn" provides:

- Smooth engine warm-ups
- Improved engine performance and acceleration
- Improved smoothness in all phases of engine operation—regardless of weather conditions
- Improved gasoline mileage at cruising speeds
- Reduced emissions—even before they reach the exhaust system
- Less hose and emission-control "hardware"
- Reduced maintenance



Ask for a demonstration!

Engine and Transmission Specifications

Engine Specifications	Standard 6-Cylinder	Optional 8-Cylinder		
Displacement (litres) (cu. in.)	3.7 225	5.2 318	5.2 318	5.9 (a) 360 (a)
Bore (millimetres) (inches)	86 3.4	99 3.91	99 3.91	102 4.00
Stroke (millimetres) (inches)	10.5 4.12	84 3.31	84 3.31	91 3.58
Installed Net Power (kW @ R.P.M.) (H.P. @ R.P.M.)	80 @ 3600 110 @ 3600	105 @ 4000 140 @ 4000	120 @ 4000 160 @ 4000	115 @ 3600 155 @ 3600
Installed Net Torque (N.m @ R.P.M.) (Pd./Ft. @ R.P.M.)	245 @ 2000 180 @ 2000	330 @ 1600 245 @ 1600	330 @ 2000 245 @ 2000	365 @ 2400 270 @ 2400
Compression Ratio	8.4:1	8.5:1	8.5:1	8.4:1
Carburetor	1-2 Barrel	1-2 Barrel	1-4 Barrel	1-2 Barrel
Air Cleaner	Silenced	Silenced	Silenced	Silenced
Catalytic Exhaust System	Standard	Standard	N.A.	Standard
Exhaust	Single	Single	Single	Single
Fuel Required	Unleaded	Unleaded	Leaded or Unleaded	Unleaded
Electronic "Lean-Burn" System	N.A.	Standard	Standard	Standard
Transmission Application by Engine				
"Overdrive-4" Manual — Floor Mounted	Standard	Standard	N.A.	N.A.
Torqueflite 3-Speed Automatic	Optional	Optional	Optional	Optional
Engine Application by Model				
LeBaron	Standard	Optional	Optional	Optional
LeBaron Town & Country	Standard	Optional	Optional	Optional

(a) A 5.9 litre (360 cu. in.) heavy-duty engine with non-catalytic exhaust system (uses leaded or unleaded fuel) is standard with the Heavy-Duty Trailer Assist Package. Ask your dealer for full details.

Also available is a 5.9 litre (360 cu. in.) engine with non-catalytic exhaust system (uses leaded or unleaded fuel) equipped with a Canadian Emission Package. Ask your dealer for full details.

N.A.—Not available.

SELECTED LeBARON OPTIONS

- A. **SUN ROOF.** Power operated to slide open easily. Delivers a bright, open "convertible feeling". Includes vinyl roof.
- B. **VANITY MIRROR.** Located on the sun visor, driver's and/or passenger's side. Convenience item that lets you know if you're putting your "best face forward".
- C. **SPEED CONTROL.** For long drives, just set the speed control at the speed you desire. Great accelerator foot rest and gas saver, too. Cuts out when you accelerate, brake or disengage it.
- D. **TILT STEERING.** Welcome comfort and convenience addition for the car with more than one driver. Adjusts to fit the comfort and reach needs of anyone behind the wheel. Moves easily out of the way for ease of entry and exit.
- E. **AM/FM RADIO.** New electronic unit with search control and light-emitting diode digital display. 100 percent solid-state design. Precision tuning frequency synthesizer eliminates need for manual fine tuning.
- F. **AIR CONDITIONING.** LeBaron's optional air conditioning is the perfect answer to hot weather driving. The system with its high-capacity blower provides quick cool down. There are four blower speeds and the temperature control is fingertip handy.
- G. **REAR WINDOW DEFROSTER.** A big convenience and safety feature. Clears up snow, ice or fog in minutes. Helps keep window clear, too, for unobstructed rear vision. Starts defrosting at the flick of a switch.
- H. **DIGITAL CLOCK.** New, all electronic unit features crystal controlled accuracy to within 60 seconds a month; silent operation with no moving parts, high reliability; bright daytime, soft nighttime intensity; separate hour and minute reset. Probably the finest car timepiece ever made!




A.



B.




C.



D.



E.



F.



G.



H.



Printed in Canada

All product illustrations and specifications are based on authorized information. Although descriptions are believed correct at publication approval, accuracy cannot be guaranteed. Some of the equipment shown on product illustrations is optional, at extra cost. Chrysler Canada Ltd. reserves the right to make changes from time to time, without notice or obligation, in prices, specifications, standard and optional equipment listed, colours and materials, and to change or discontinue models.



CLC 78-E