

1983 CHRYSLER CORDOBA





Chrysler Cordoba with optional Cabriolet Roof Package

1983 CHRYSLER CORDOBA: LIKE NO OTHER CAR

Cordoba is a car that invites complimentary statements. Owners are unrestrained when it comes to describing Cordoba's elegant appearance. The look is that of a truly individual automobile expressed in a body and chassis of unusual strength and solidity. Cordoba is first and foremost an exceptionally driveable car. Settle

yourself behind the wheel and look around you. You'll instantly recognize that there's no compromise with quality in Cordoba's interiors. Richly crafted leather or fabric upholstery is offered in colours that perfectly complement the Beige Crystal Coat, Sable Brown, Crimson Red or Silver Crystal Coat exteriors that are new for 1983.



Chrysler Cordoba

As you drive Cordoba you'll gain a new appreciation of how quiet and comfortable a car's environment can be. That's because Chrysler designers, with their meticulous attention to detail, have integrated the car's six-passenger seating, appointments and fittings for utility as well as beauty . . . because Chrysler engineers have provided the Unibody Construction that perfectly welds frame and body . . . because Chrysler's advanced automotive

technology is reflected not only in the basic design of the car, but in its assembly as well. And for all its elegance, roominess and smooth-running performance, Cordoba is an economical car to drive. Its standard 3.7-litre (225 cu. in.) "Super Six" engine is paired with the famous Chrysler Torqueflite 3-speed automatic transmission for exceptional fuel efficiency.

Cordoba offers still another buyer benefit in the range of options you can choose, to tailor the car for your preference. Heading the list is the Cabriolet roof, that adds an extra touch of sporty distinction to this already eye-appealing automobile. Cordoba reflects a Chrysler tradition of luxury and elegance. See and experience it for yourself!




Cordoba's standard 60/40 seat with folding centre armrest and passenger side seatback recliner



Cordoba's instrumentation




A




B



F




G



C



D



E



H

1983 CORDOBA OPTIONS tailor the car to your taste

- A. **Illuminated entry system** is activated when you lift up on either door handle. Lights up each door key cylinder and all interior courtesy lights. Lights then turn off automatically in 30 seconds or when ignition key is switched to "on".
- B. **Rear Window Defroster.** A safety option that pays dividends when wintry weather comes.
- C. **Leather-wrapped steering wheel.** Try it. You'll like the extra comfort it adds, especially on long trips.
- D. **Electronically Tuned AM/FM/MX Stereo Radio/Cassette Tape Player.** You get quartz crystal, precision tuning with no drift or fading. A 10-station memory and the ability to seek or scan for the station you like best makes this a great companion on long trips.
- E. **Wire Wheel Covers.** Another way to lend a more personal styling touch to your Cordoba. Looks great!
- F. **Power door locks.** Convenience and security combine in this Cordoba option.
- G. **Air Conditioning.** Automatic temperature control air conditioning provides you and your passengers with comfortable interior temperatures.
- H. **Automatic Speed Control.** When the distance is long, this option makes it seem shorter. Eliminates leg fatigue because you set the speed and take your foot off the accelerator. The control maintains your speed until you brake, accelerate or disengage it.

Your dealer has complete details on the full list of additional Cordoba options available. See him for full details.

Cordoba Selected Standard and Optional Features

AIR CONDITIONING—Automatic temperature control, bi-level	O
ALTERNATOR—114 amp.	O
BATTERY—500 amp., long-life, maintenance-free	O
BRAKES—Power disc front, self-adjusting drum rear	S
CLOCK—Electronic digital	S
CONSOLE—Floor-mounted	O
CORROSION PROTECTION—Galvanized steel most major panels.	S
Front fender, inner plastic shields	S
CUSHION—Centre, with folding armrest	O
DEFROSTER—Rear window, electric	O
ELECTRONIC IGNITION & VOLTAGE REGULATOR	S
ENGINE BLOCK HEATER	O
GLASS—Tinted (all windows)	S
HALOGEN HEADLAMPS	S
HORNS—"Triad" (three-note)	O
ILLUMINATED ENTRY SYSTEM	O
INSTRUMENT PANEL—Soft top with woodtone trim	S
INSULATION—Special sound deadening package	S
MIRRORS—Inside, rearview, day/night. Dual, outside, remote (bright).	S
Illuminated, passenger side, vanity	O
POWER ASSISTS—Brakes, steering	S
Decklid release, door locks, seat (left), windows, antenna	O
RADIOS—AM, manually tuned	S
AM/FM/MX stereo/cassette, electronically tuned	O
ROOF—Padded, Landau	S
Cabriolet (simulated convertible)	O
SEATS—Cloth, 60/40 split bench	S
Leather, low-back buckets	O
SPARE TIRE—Conventional	O
SPEED CONTROL—Automatic	O
STEERING WHEEL—Leather covered (2-spoke)	O
TILT STEERING COLUMN	O
TIRES—P205/75 R15, Goodyear Arriva all-season or Michelin steel belted radials, WWSW	O
TRUNK DRESS-UP	O
UNDERCOATING	O
WHEEL COVERS—Premium or wire	O
WHEELS—Aluminum, 10-spoke	O
WINDSHIELD WIPERS—Two-speed, with variable-delay intermittent wipe feature	O

S—Standard Equipment O—Optional Equipment WWSW—Wide white side walls
Your Dealer has complete details on additional standard/optional equipment available.
See him for details.



All product illustrations and specifications are based on authorized information. Although descriptions are believed correct at publication approval, accuracy cannot be guaranteed. Some of the equipment shown on product illustrations is optional, at extra cost. Chrysler Canada Ltd. reserves the right to make changes from time to time, without notice or obligation, in prices, specifications, standard and optional equipment listed, colours and materials and to change or discontinue models.



Dimensions, Weight and Capacity

	Two-Door Specialty Hardtop	
	millimetres	inches
Wheelbase	2863	112.7
Overall Length (a)	5337	210.1
Overall Width	1847	72.7
Overall Height	1351	53.2
Turning Diameter—metres (feet)	12.4 (40.7)	
Curb Weight (b)—kilograms (pounds)	1573 (3467)	
Usable Luggage Capacity—dm ³ (cu. ft.)	473 (16.7)	
Passenger Capacity	6	
Fuel Capacity—litres (Imp. Gals.)	68 (15.0)	

Engines

	3.7-litre (225 cu. in.)	5.2-litre (318 cu. in.)
Availability	Standard	Optional
Type	6-cylinder	8-cylinder
Carburetor	2-barrel	2-barrel
Net Power—kW (bhp) @ RPM	78 (105) @ 3600	108 (145) @ 4000
Net Torque—N.m (lb. ft.) @ RPM	244 (180) @ 2000	332 (245) @ 2400
Type of gasoline	Unleaded	Unleaded
Transmission—3-Speed Automatic	Standard	Standard
Axle Ratio	2.7—Standard 2.9—Optional (c)	2.2—Standard 2.9—Optional (c)

(a) Includes bumper guards. (b) Based on 5-passenger load, base engine and standard tires.
(c) Optional, performance ratio: especially suitable for frequent high-altitude, hilly terrain or heavy load operation, such as trailer towing. Some loss of fuel economy is to be expected with the "Higher Numerical" ratio.

5/80 WARRANTY COVERAGE

Chrysler offers for 1983 a comprehensive warranty for 12 months or 20,000 kilometres covering repairs to any part of the vehicle which proves defective in materials or workmanship in normal use. In addition, power train components are covered for 5 years or 80,000 kilometres (subject to deductible). Ask your Dealer for complete details.

5/80 OUTER PANEL ANTI-CORROSION PROTECTION

The 5/80 Outer Panel Anti-Corrosion Limited Warranty provides protection against perforation for outer panels up to 5 years or 80,000 kilometres (whichever occurs first) from the warranty start date. Ask your Dealer for complete details.

5/80 SERVICE CONTRACTS

Optional 5/80 Chrysler Service Contracts are available that provide you with protection against tomorrow's rising service and parts costs, starting after your vehicle's basic limited warranty expires and lasting for 5 years or 80,000 kilometres (whichever occurs first) from your vehicle's original in-service date. The plans have a \$25 deductible and provide an allowance for alternate transportation and towing. Ask your Dealer which Service Contract best suits your vehicle and driving needs.