

'62

METEOR


THE NEW SIZE MERCURY

CAMERON
National Motors Ltd.
276 COLONY ST.
WINNIPEG 2, MAN.

MERCURY METEOR '62

THE NEW-SIZE CAR THAT FILLS THE GAP BETWEEN BIG CARS AND COMPACTS. If ever a car was right for its time the all-new 1962 Mercury Meteor is the car. Born of the need for a new-size automobile to fill the gap between big cars and compacts, the Meteor is totally new in dimension and concept. Only its Canadian name remains the same. Through a new unitized body design, engineers have kept Meteor's weight under 3,000 pounds for remarkable economy. Many self-maintenance features make monthly servicing almost old fashioned. And yet, Meteor has the spacious 6-passenger

comfort, the whisper quiet insulation of full sized cars, and, truly big car ride with Cushion-Link suspension. Add the fact that you get compact maneuverability from Meteor's 116.5-inch wheelbase and you'll see that everything about the new Meteor has been designed and engineered to merge and blend the best features of compact and big alike. There's a choice of four sedans in two series, including the extra-fine Custom series and a choice of power with Economy 6 or 221 V-8 engines, both with either standard or automatic transmission. Test drive Meteor —then you'll know what beautifully-balanced driving is!




The beautiful balance between big cars and compacts

MERCURY METEOR CUSTOM 4-DOOR SEDAN SHOWN IN RANGOON RED

Feast your eyes on the new Meteor Custom 4-door sedan—the top of the Meteor line. Examine those crisp, clean lines. You'll be delighted at how easy it is to enter a Meteor. As soon as you settle back in Meteor's new high, comfortable seats, you'll begin to appreciate this new approach to automotive design, built to your specifications. Now, switch on the ignition and step lightly on the accelerator. Notice the peppy response! It's due to new engineering in Meteor's specially designed precision-cast engines, Mercury Meteor "6" or Mercury Meteor 221 cubic inch "V-8." And after you've experienced that ultra-smooth Meteor ride, pick out a tight curbside spot and park. It's a snap. Meteor is an ideal size, a foot longer than Comet, a foot shorter than Monterey. Check your gas level. Although you've ridden in big-car comfort and convenience, you've done it on economy car gas mileage! Now notice the careful attention to detail and luxurious interior in this Meteor Custom 4-door sedan. Mercury Meteor Custom interiors come in handsome, rich and durable combinations of cloth and vinyl with deep pile carpeting throughout.








The beautiful balance between compact car handling and big car roominess

MERCURY METEOR CUSTOM 2-DOOR SEDAN SHOWN IN CORINTHIAN WHITE

Mercury Meteor's new size lends itself to good looks as shown in this Custom 2-door sedan. With all its luxurious custom appointments there's still more to Meteor's "just-right" proportions than mere eye-pleasing design. Note how Meteor is not too big and bulky, not too short and stubby—built perfectly to ease through the toughest midtown traffic in compact car style. Sensible new size (length: 203 inches, wheelbase 116.5) makes handling a breeze. Drive the Meteor once. And when you do, take the whole family along. They'll note, too, how full size roominess and compact handling ease are combined in this new dimension in driving. There's room for six (adults, that is), with head and leg room, the kind that makes long trips shorter. Yes, take one drive in the new Mercury Meteor. You're bound to want another!





NEW PRECISION, NEW PERFORMANCE, NEW ECONOMY IN METEOR POWER TEAMS.

For '62 Mercury Meteor offers two modern design precision-cast alloy iron engines. With this new design and the use of strong, lightweight materials, both engines (Meteor "6" and 221 V-8) combine ideal power-to-weight ratios. Both have

automatic choke and a new water-warmed carburetor fuel heater for speedy warm-ups. When you have selected the engine you prefer for

your new Meteor, match it with one of the transmission choices that suits you

best; standard 3-speed manual or proven Merc-O-Matic automatic, available as optional


equipment. Meteor's 221 V-8 has been designed specifically for the Mercury Meteor's new size.

An engineering triumph, this short-stroke, high efficiency power plant gives the optimum blend of performance, smoothness and economy, on regular gas. If you want to combine frisky performance

with even greater fuel economy, choose the pace-setting Mercury Meteor "6". You get extra "go"

on every tankful of regular fuel—top performance anywhere you drive.


And Meteor's extras don't stop here. Besides automatic transmission other options include power steering and power brakes. See specifications.



The beautiful balance between compact car economy and big car performance

MERCURY METEOR 4-DOOR SEDAN SHOWN IN LIGHT AQUA

If you want all the advantages of Meteor performance and comfort be sure to see this budget beauty. Built-in economy makes Mercury Meteor as easy on the pocket-book as it is on the eyes. Consider those low maintenance, self-servicing features that start saving for you, from your first mile on. Among them, these budget-wise savers: major chassis components pre-lubricated for 30,000 miles or two years; brakes are self-adjusting to last the life of the linings. For the average driver, routine service is required but twice yearly—at 6,000- to 30,000-mile intervals. And you don't sacrifice an ounce of performance for all this economy, either. Since Meteor weighs less than 3,000 pounds, both Mercury Meteor "6" and 221 V-8 engines produce top "go" power at economy car mileage. And whether you glide over rural routes or through urban traffic, the ride is strictly "big car" all the way, thanks to individual Cushion-Link suspension at each wheel. New unitized body design and strategically-located sound-deadening insulation give a "library-quiet" ride, too.





The beautiful balance between compact car price and big car luxury


MERCURY METEOR 2-DOOR SEDAN SHOWN IN RAVEN BLACK

Here's a car that comes loaded with extras. And they're all included in Meteor's low initial price. Take this lowest-priced Meteor, the 2-door sedan. Like all Meteor models, it costs just a shade above the best selling compacts—and actually lower than several others. Nevertheless, the Meteor specializes in fully-appointed luxury. Inside, there's a full range of standard fine-car items. To name a few: front and rear arm rests and ash trays, door-operated dome light, dual sun visors, bright horn ring, cigarette lighter and even ammeter and oil pressure gauges. And there's more, much more. To see them all, take a long look at the new Mercury Meteor. It's such a pleasure.

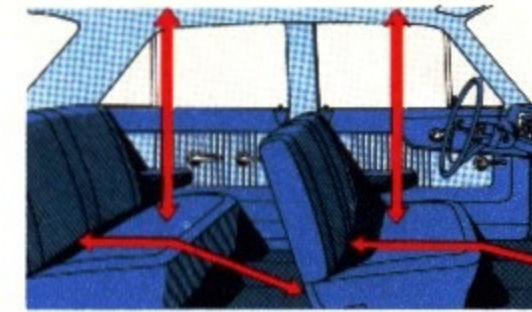


'62 METEOR

HANDLES LIKE A COMPACT... ROOMY AS A BIG CAR



Curb-to-curb turning radius just 39½ feet. Wheelbase: 116.5 inches. Length: 203.8 inches. Turns, parks, maneuvers like a compact.




Equals the room in most big cars. A six-passenger car without qualification. 31.6-cubic-foot trunk holds 15 suitcases.

PRICED LIKE A COMPACT... LUXURIES OF A BIG CAR



Low initial price. Just a few dollars more than the best-selling compacts... actually below several others, still Meteor is...



Packed with deluxe appointments and instruments, even an ammeter and oil-pressure gauge. Options include powersteering, powerbrakes.

SAVES LIKE A COMPACT... PERFORMS LIKE A BIG CAR



Choice of two new engines with light, precision-cast design. Either Mercury Meteor "6" or 221 V-8 produces penny-pinching mileage, economy car operation, along with...



Frisky performance level due to beautiful balance between power and weight (new Meteor weighs less than 3,000 lbs.) means brilliant performance for hills, passing.

... PLUS ALL THESE OTHER FEATURES



More ride advances than any car in its price class. Every Meteor carries Mercury's famous Cushion-Link suspension at each wheel. New unitized body checks road vibration before it can reach the passenger compartment.



Meteor has all the latest money savers: 6,000 mile intervals between oil changes, new anti-rust, anti-freeze coolant that lasts 30,000 miles or two years, 30,000 miles between major lubrications, self-adjusting brakes, and many more

New Mercury Meteor fabrics and colours are handsomely harmonized. For your Meteor's exterior colours, choose from the wide range of 12 solid and 15 two-tones. All colours are lustrous, long-lasting Super-Enamel. Then choose your Meteor's interior. A wide assortment of tasteful, colour-keyed fabric and vinyl combinations await your decision.

'62 MERCURY METEOR FINE CAR FABRICS AND COLOURS

BIG-CAR QUALITY FEATURES—YET PRICED LIKE A COMPACT!

With all its unique economy of operation and low first cost, you'll find a host of quality-car features in the '62 Meteor that you would expect only in a much higher priced car. What's more—many are extra values not to be found on other cars in Meteor's class. Just look at the partial list below.



SELF-LUBRICATING FRONT BALL JOINTS




RUBBER-MOUNTED REAR SPRINGS


- Family-size interior
- Unitized construction
- Cushion-Link ride
- Self-adjusting brakes
- 30,000-mile chassis lubricant
- 30,000-mile radiator coolant
- 30,000-mile fuel filter element
- 6,000-mile oil change and filter interval
- Self-cleaning 18mm spark plugs
- Galvanized steel major underbody structure and rocker panels
- Automatic choke for easy starts
- Double-panel door construction
- Factory-equipped seat belt anchors
- Extra-large glove compartment
- Extra-sound-proofing insulation throughout
- Self-centering door locks
- Extra-wide door design
- Rubber-mounted rear springs

METEOR BOASTS IMPRESSIVE LIST OF OPTIONAL EQUIPMENT

A long list of personal driving equipment will let you tailor your new Meteor to your own driving needs and desires



POWER BRAKES



POWER STEERING

- Power Brakes
- Power Steering
- Tinted Windshield
- Heavy-Duty Battery
- Heavy-Duty Generator
- Padded Instrument Panel
- Electric Windshield Wiper—2-speeds
- Push-Button Radio
- Back-Up Lights
- Narrow Band White Sidewall Tires
- Two-tone Paint
- Seat Belts
- Wheel Covers
- 7.00 x 14 Tires
- Windshield Washers

SPECIFICATIONS

BODY AND SUSPENSION

Unitized Body Construction: Integral unitized body construction with rust-resistant galvanized underbody members; five cross-member reinforcement. Floor panel isolated from front torque boxes. Sound-proofed with fiber glass and other high-quality insulation. **Front Suspension:** Swept-back ball-joint design with anti-dive control. Helical-coil springs. 4-phase hydraulic shock absorbers with rebound control, mounted inside coil springs. Link-type, rubber-mounted front torsion-bar stabilizer. Special Cushion-Link attachment at front lower suspension arm anchor. **Rear Suspension:** Alloy-steel, semi-elliptic leaf springs. Hotchkiss drive. Diagonally mounted, hydraulic, telescopic shock absorbers. **Steering:** Recirculating ball-and-nut type steering gear. Ratio-manual: 27.6 to 1. Ratio-power: 24.8 to 1. Steering wheels and columns are white in all models. **Parking Brake:** Independent mechanical; operating on the rear wheels. Brake application and release controlled by handle located beneath the instrument panel, to left of steering wheel.

ENGINES

Mercury Meteor "6": Economical in-line 6-cylinder engine. Free-turning overhead valves. Horsepower—101. Displacement: 170 cubic inches; compression ratio: 8.7 to 1; recommended fuel: regular grade. **Mercury Meteor 221 V-8:** Overhead valve V-8. Horsepower—145. Displacement: 221 cubic inches; compression ratio: 8.7 to 1; recommended fuel: regular grade.

Engine Lubrication: Full-pressure lubrication system. 6,000-mile oil and filter change cycle. Rotor-type oil pump with non-floating screened inlet. Oil capacity: Meteor "6"—3¾ quarts (including filter), Meteor 221 V-8—4 quarts (including filter). **Engine Cooling:** Pressure-vented, down-flow cooling system. Radiator capacity Mercury Meteor "6" without heater: 7 quarts; capacity with heater: 8 quarts. Radiator capacity Mercury Meteor 221 V-8 without heater: 11 quarts; capacity with heater: 12 quarts. Anti-freeze anti-rust coolant lasts 30,000 miles or 2 years. **Fuel System:** Mercury Meteor "6" single-barrel, downdraft type. Mercury Meteor 221 V-8; 2-bbl., downdraft type. Both engines have automatic choke control, mechanically-driven, diaphragm-type fuel pump, 13¼-gallon fuel tank capacity and self-cleaning fuel tank filter. Dry-type air cleaner with replaceable element. **Electrical:** 12-volt system. 54-plate battery. Full-vacuum spark control. Positive-engagement starter. 18-mm, anti-fouling, self-cleaning spark plugs with extended electrode.

TRANSMISSION AND REAR AXLE

Merc-O-Matic Transmission*: 5-position selector lever. Selector positions: P(Park), R(Reverse), N(Neutral), D(Drive), L(Low). Torque converter with automatic planetary gear train.

Meteor 3-Speed Manual Transmission: Selective gear-type with 3 forward speeds, one reverse, synchronized 2nd and 3rd gears. Shift inhibitor prevents shifting into reverse or low gears until clutch pedal is completely down. Gear ratios: With Meteor "6" engine; First gear, 3.29 to 1; Second gear, 1.83 to 1; Third gear, 1.00 to 1—With Meteor 221 V-8 engine; First gear, 3.20 to 1; Second gear 1.86 to 1; Third gear, 1.00 to 1.

Rear Axles: 3.50 to 1 with standard transmission and Mercury Meteor "6" engine (4.46 to 1 reverse); 3.25 to 1 with standard transmission and Meteor 221 V-8 engine (3.88 to 1 reverse). 3.25 to 1 with Merc-O-Matic transmission and Meteor "6" engine (1.50 to 1 reverse); 3.30 to 1 with Merc-O-Matic and 221 V-8 engine (1.50 to 1 reverse).

METEOR SEDANS

Wheelbase.....	116.5"
Tread (front).....	57.0"
Tread (rear).....	56.0"
Over-all height.....	55.8"
Over-all length.....	203.8"
Over-all width.....	71.3"

Brakes: 4-wheel hydraulic, self-energizing, self-adjusting. Total brake lining area: 164.8 square inches. Brake drum diameter: 10 inches; labyrinth double-seal integral cooling ribs. **Vacuum-Powered Brakes* available.**

Wheels and Tires: Stamped steel with safety-type rims and ventilating slots, 14-inch diameter with 5-inch rim. Tyrex cord tubeless tires: 6.50 x 14, standard; 7.00 x 14, optional. White sidewall tires optional at extra cost.

The specifications contained herein were in effect at the time this folder was approved for printing. Ford Motor Company of Canada, Limited, reserves the right to discontinue models at any time, or change specifications or design, without notice and without incurring obligation. Some items illustrated or referred to are standard on some models, optional at extra cost on others. *Optional at extra cost.



MERCURY METEOR... ONE OF THE FORD FAMILY OF FINE CARS... BUILT IN CANADA

Ford Motor Company of Canada Limited

