

1982 DODGE WAGONS





B250 Mini Ram Wagon



For convenient loading and unloading—a single full-width rear door . . . standard! A vented rear window is available, too, as an option. Or an electrically heated rear window defroster. Make your choice.



B350 Royal Maxi Wagon

Ram Tough 1982 Dodge Wagons

Dodge Mini Ram Wagon for 1982 . . . rugged elegance!


The passenger wagon! Comfort and style go hand in hand. Seat five or seat eight—comfortably! And look at the many interior and exterior features—bright grille and front and rear bumpers, wheel covers, body-side and rear window mouldings. On the inside—lower vinyl trim panels, full length headliner and colour-keyed full length floor carpeting. Plus other extra appearance and convenience items that come with Mini Ram Wagon. Value on wheels!

The Ram Tough Dodge Wagon for '82—A Real People Mover!

This vehicle understands families, outdoorsmen, luncheon clubs and hockey teams. It was created to carry people—loads, and it does so handsomely!

Count the crowd, then pick your model. Five, eight, twelve, and even fifteen—there's a Dodge Wagon designed for any of those numbers. From Mini Wagon to Maxiwagon, from (2784 mm) 109 inch wheelbase to (3241 mm) 127 inch wheelbase, you have a splendid choice.

And, even with the family and friends aboard, there's still room for necessary cargo. Maxiwagon, for instance, is judged the roomiest wagon on the road.



What's more, you'll move more people more economically with a Dodge. When it comes to transporting a crowd with optimum fuel efficiency, it's a real winner.

And see how practical it is—convenient, wide-opening doors, side and rear. And even though it's designed for big passenger loads, seats can be removed for special cargo hauling jobs . . . 3.1, 3.4 or 4.0 metre (10, 11, or 13 feet) cargo floor lengths, depending upon the model you choose.

Front coil springs assure a smooth ride no matter how you use it. And if you want to tow a trailer or a boat, there's the optional factory-installed Trailer Towing Package that equips your wagon with options engineered for enjoyable care-free trailering.

The smart new Ram Tough Dodge Royal SE

Quad Command bucket seats are a popular option on Ram Wagon. A swivel base is standard with these seats, which are trimmed in attractive durable cloth with vinyl trim. Available on all models with Royal or Royal SE packages, except Maxi wagons.

One look at the Dodge Wagon instrument panel will tell you it's out of the ordinary. For one thing, the instruments are conveniently grouped and easy to read. Standard instrumentation includes ammeter, temperature gauge, fuel gauge, oil pressure indicator light and a speedometer/odometer.

Everything's not only easy to see, but easy to reach, and a large glove box provides easy access to fuses. Convenience in every way. (The Ram Royal instrument panel is shown here.)

Ram Tough Construction ... Built-in Value ... More for your Money!

Your Ram Tough Dodge Wagon for 1982 boasts Unibody Construction for lightweight, sturdy, long-lasting use. Thousands of welds unify frame and body ... no attachments to loosen, no rattles to develop. Built in line to stay in line, that's Dodge. Lighter to save fuel ... that's Dodge, too!

In addition to the built-in values, Dodge adds a few items that were extra-cost features just last year. Now you get—standard—such things as:

- Power steering
- Cigar lighter
- In-cab hood lock release
- Dual electric horns
- Day/night rearview mirror

That's only the beginning of a long list of standard features. This catalog is packed full of them ...

Grille. Handsome, modern and functional. Integral headlight panels, front bumper with optional protective strips and bumper guards for even more striking appearance. Dual, vertically-stacked quad rectangular headlamps (optional on Ram Custom models) have halogen high beams for whiter, brighter night light. Shown below are optional upper and lower side and rear body mouldings and two-tone exterior paint treatment (Optional).

Radial Tires. Glass-belted radials are standard on B150 and B250 wagons, steel-belted radials are standard on B250 Maxi wagons.

83-litre (18 Imp. Gal.) fuel tank—standard. You can order an optional 136-litre (30 Imp. Gal.)* tank on any model.

*Standard Mini Ram Wagon

Power front disc brakes—standard on all models. They resist brake fade and provide smooth stops.

3.7-litre (225 cu. in.) Slant Six engine—standard. A proven power plant ... economic and durable. On B150 and B250 wagons—except Maxiwagon.

8-cylinder optional engine—standard on B250 Maxiwagon, but available as an option on B150 and B250 wagons. This 5.2-litre (318 cu. in.) 2-barrel engine is a proven performer—drop forged steel connecting rod with aluminum bearings, steel-strut piston and chrome-plated top compression ring. Efficient, too.

A 5.9-litre (360 cu. in.) engine is optional on all B250 and B350 models: Power and torque for the heaviest loads—with a 2-barrel and a 4-barrel to choose from.

Transmissions—a fuel-efficient four-speed manual overdrive transmission is standard on B150 and B250 models (except Maxiwagon). It shifts like a normal manual transmission in city driving, with fourth “overdrive” gear for highway driving and great fuel economy.

Three-speed Torqueflite automatic transmission is standard on B250 Maxiwagon and all B350 models. Torqueflite is available on other models as an option.

Lock-up Torque Converter. Torqueflite transmissions used with the 3.7 litre (225 cu. in.) 6-cylinder and 5.2 litre (318 cu. in.) V-8 engines have a lock-up torque converter that automatically goes into direct mechanical drive soon after the transmission upshifts from second to third gear. The result—reduced engine speeds and greater fuel economy.

Wide hood opening for easier servicing. And you'll like the way the hinges are concealed from view.


Independent Front Suspension—standard. Standard front coil springs with large upper and lower suspension control arm rubber bushings. Good handling, easy riding.

Short turning diameter. You'll like what it does to Dodge Wagon maneuverability!

Energy-absorbing steering column—protects the driver from injury in the event of a collision. A standard safety feature.

Coolant reserve system—standard. Helps minimize coolant loss and provides easy checking.

Minimum servicing. Dodge wagon chassis require lubrication only once every two years or 36,000 kilometres (22,500 miles). Protection and savings!




Wagon Exterior and Interior Dimensions

	2784 mm. (109.6 in.) Wheelbase		3241 mm. (127.6 in.) Wheelbase		3241 mm. (127.6 in.) Wheelbase Maxiwagon	
	millimetres	inches	millimetres	inches	millimetres	inches
Height (max.)	2022	79.6	2055	80.9	2047	80.6
Width (max.)	2027	79.8	2027	79.8	2027	79.8
Length (max.)	4544	178.9	5001	196.9	5662	222.9
Effective headroom, driver	917	36.1	917	36.1	917	36.1
Maximum inside width	1834	72.2	1834	72.2	1834	72.2
Front seat to rear door	2360	92.9	2817	110.9	3477	136.9
Engine cover to rear door	3051	120.1	3508	138.1	4168	164.1
Standard rear seat to rear door	1450	57.1	1908	75.1	2568	101.1
Width between wheelhouses	1270	50.0	1270	50.0	1270	50.0
Rear and side hinged doors						
—opening height	1199	47.2	1199	47.2	1199	47.2
—opening width	1252	49.3	1252	49.3	1252	49.3
Side sliding door						
—opening height	1199	47.2	1199	47.2	1199	47.2
—opening width	1011	39.8	1011	39.8	1011	39.8
Floor-to-roof height	1351	53.2	1351	53.2	1351	53.2



Paint Procedure PXS



Paint Procedure PXW

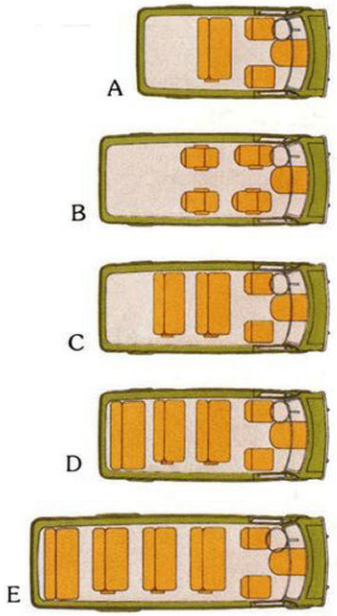
Dodge Ram Tough Wagons are protected against corrosion.

Water, salt, dust, grime, heat and cold—common factors in Canadian driving, which cause rusting of metals. Dodge can't do anything about the weather, but did do a lot about body rust prevention. Here's how:

Galvanized steel—you'll find it in front fenders and other exposed areas. You'll find it on the inner surfaces of all side and rear doors. Some manufacturers would stop there, but Dodge goes on—six-step dip and spray process gets into corners and seams, and gives further protection. Finally, high-gloss acrylic enamel—baked on for beauty and durability.

Quality control is tough on the Ram Tough Dodge Wagon.

The only way Chrysler can assure value is to assure quality. So a constant testing program goes on—quality specialists who test vehicles in the plant, on the road ... everywhere. They test fit, function, and appearance, to ensure you can get good performance out of your vehicle and be proud of the way it looks.



Wagon Seating

- A. Standard five-passenger seating, all models.
- B. Optional four-passenger seating, four Quad Command swivel bucket seats, all B150, B250 and B350 models, except Maxi wagons.
- C. Optional eight-passenger seating, all B250 and B350 models.
- D. Optional twelve-passenger seating on B350 models; requires window retention and rear door(s) with optional vented glass at extra cost.
- E. Optional fifteen-passenger seating on B350 3241 mm (127-inch) wheelbase Maxiwagon; requires window retention rear door(s) with optional vented glass and 3860 kg (8,510-Pound) GVW Package at extra cost.



"Convert-a-Bed" Bench Seat

Offered on 3241 mm (127-inch) wheelbase B250 and B350 wagons equipped with the Royal trim level this bench seat option serves as a replacement for the rear most conventional bench seat. It can be unfolded in seconds into the equivalent of a double bed and is available in combination with the standard low-back buckets or the standard three passenger bench seat.

Travel Seating Package

This package effectively allows you to take all the comforts of home with you when you travel in your Dodge Wagon. Available on 3241 mm (127-inch) wheelbase B250 and B350 wagons equipped with the Ram Royal SE Package, "Travel Seating Package" (with its two 3 passenger bench seats) offers a maximum 8 passenger seating.

Lower the backs of both rear bench seats and . . . PRESTO! . . . instant sleeping accommodations. In place of the two forward facing bench seats you now have a comfortable foam cushioned bed 1372 mm x 1930 mm (54" x 76") with a handy storage area underneath. If you prefer to lounge, you can lower the back of the first seat alone. Voilà! . . . instant recliner. Relax and enjoy the scenery or curl up with a good book, whatever the choice, this seating pampers you.

The portable dinette table also included in this package allows you to turn your Wagon into a kitchen or games room. When not in use the table stores conveniently out of the way between the first bench seat and side panel. By simply reversing the front bench seat and positioning the table top on its swingout leg you're ready for lunch or a game of cards.



Custom Wagon Seating

The standard seats for the Ram Custom and Royal Wagons are plaid low-back buckets in vinyl. Rearward a three-passenger quick-release reversible bench seat similarly trimmed rounds off the seating package. For the Custom models, choose from two colour offerings cashmere or blue. (The door trim panel depicted is that of a wagon equipped with air-conditioning or the Heavy-Duty Insulation Package.)



Royal Wagon Seating

With the Royal Wagon trim both driver and front passenger low-back bucket seats come covered in deluxe vinyl. Offered in blue, cashmere or red this package also includes the 3-passenger quick-release reversible rear seat in comparable trim.



Optional Royal Wagon Seating

High-back "Command" bucket seats with fold-back armrests are available to augment the seating comfort of your Royal Wagon. These seats come in plaid cloth and vinyl and are offered on a non-swivel or swivel base (which allows the seats to be rotated rearward). Trim colours for these "Command" seats are blue, cashmere, red and silver. The 3-passenger quick-release reversible bench seat in the rear completes the package.




Royal SE Wagon Seating

Reclining, high-back "Command" bucket seats, in deluxe cloth and vinyl, are standard with the Royal SE Wagon. They come in red, blue, cashmere and silver and can be ordered optionally with the swivel base feature. The three-passenger quick-release reversible bench seat, in matching trim, is included in the package.



Tilt Steering Wheel




Automatic Speed Control



AM/FM/MX Radio



Air Conditioning



Rear Window Defroster



Selected Optional Packages

ROYAL PACKAGE

All B150, B250, B350 models

EXTERIOR: Royal nameplates. Bright lower side and rear mouldings. Dual vertically stacked quad rectangular headlamps with halogen high beams and bright grille. Bright front and rear bumpers. Bright mouldings around windshield, side and rear windows (except driver and passenger door windows). Bright taillamp bezels.

INTERIOR: Woodtone applique on lower face of instrument panel. Spare tire cover, colour-keyed. Vinyl door and side trim panels with woodtone trim. Garnish trim over front doors, passenger compartment windows, headers around rear compartment windows and front pillar and windshield. Driver and front passenger low-back bucket seats and bench seat in deluxe vinyl trim. Soft cloth-covered headliner with insulation: driver and passenger compartment. Accessory floor mats in driver's compartment. Electronic digital clock. Instrument panel lower skirts, left and right sides. Carpeting (colour-keyed). Dash liner insulation. Luxury steering wheel with woodgrain insert around rim face.

ROYAL SE PACKAGE

All B150, B250, B350 models
Includes the items listed above on Royal plus the following:

EXTERIOR: Royal SE nameplates. Bright upper side and rear mouldings. Bright bumper guards with nerf strips, front and rear. Body-side and rear woodtone tape applique with dual gold accent stripes.

INTERIOR: Vinyl door and side trim panels with woodtone trim and front door applique pull strap. Carpeted engine housing cover, colour-keyed. Oil pressure gauge and trip odometer. Glove box lock and light. Deluxe two-speed windshield wipers with intermittent wipe. Ignition and headlight switch with time delay. Cigar lighter light. Courtesy step well lamp: front and side doors. Colour-keyed driver and front passenger high-back reclining Command bucket seats, and a three-passenger bench seat with cloth-and-vinyl trim.

EXTERIOR APPEARANCE PACKAGE (Custom Models only)

Bright grille. Bright front and rear bumpers. Bright taillamp bezels. Bright windshield moulding. Dual vertically stacked quad rectangular headlamps

with halogen high beams. Bright side and rear window mouldings (except driver and front passenger door windows)

INSULATION PACKAGE—Heavy-Duty for Royal and Royal SE Wagons

Interior lower fiberglass insulation panels (not included in package for standard single rear door or optional sliding side door). Insulation under floor covering.

FOR CUSTOM WAGONS

Includes the items listed above on Royal and Royal SE plus the following: Interior lower trim panels in passenger compartment (offered in blue or cashmere colours). Garnish trim (colour-keyed) over front door headers and around headliner and rear compartment window. Dash liner insulation. Sliding door track cover. White hardboard headliner in passenger compartment.

EIGHT-PASSENGER SEATING PACKAGE

All B250, B350 Wagon and Maxi-wagon models. Includes one additional quick-release three-passenger bench seat with three seat belts. Not available on B350 Maxiwagon models with 3860 kg (8,510-Pound) GVW Package.

QUAD COMMAND SEATING PACKAGES

EIGHT-PASSENGER TRAVEL SEATING PACKAGE

FIVE OR EIGHT-PASSENGER CONVERT-A-BED SEATING PACKAGE

TWELVE-PASSENGER SEATING PACKAGE

All B350 models. (Requires window retention and rear door(s) with optional vented glass at extra cost.)

Includes two additional bench seats: 2nd—three-passenger quick-release bench seat with three seat belts; 3rd—four-passenger bench seat with four seat belts. Tire carrier relocated under 3rd bench seat. Not available on B350 Maxiwagon models with 3860 kg (8,510-Pound) GVW Package.

FIFTEEN-PASSENGER SEATING PACKAGE

B350—3241 mm (127-inch) wheel-base Maxi wagons only. Requires 3860 kg (8,510-Pound) GVW Package, window retention and rear door(s) with optional vented glass at extra cost.

Includes three additional bench seats: 2nd—three-passenger quick-release bench seat with three seat belts; 3rd—three-passenger quick-release bench seat with three seat belts; 4th—four-passenger bench seat with four seat belts. Tire carrier relocated under 4th bench seat.

HEAVY-DUTY TRAILER TOWING PACKAGE

B250 and B350 models
Maximum cooling. 60-amp alternator. 430-amp (Maintenance-Free) battery. Seven-wire harness. Heavy-duty variable load flasher. Heavy-duty front and rear shock absorbers. Required equipment at extra cost: 5.9 litre (360 cu. in.) 2 or 4-barrel V-8 engine, automatic transmission, transmission oil codes and 136 litre (30 Imp. Gal.)—fuel tank. A tow bar hitch is not included in the package: the hitch used should be a suitable good quality Class IV hitch, installed by a reputable trailer equipment dealer.

CONVENIENCE PACKAGE (Standard with Royal SE Models)

Cigar lighter light. Glove box lock and light. Ignition and headlight switch with time delay (not available with tilt steering column). Two-speed windshield wipers with intermittent wipe. Courtesy Step well lamp for front and side doors (for use with Royal Package only).

Selected Optional Equipment

AIR CONDITIONING

Auxiliary—Rear, with or without auxiliary heater (Not available with 3.7 litre (225 cu. in.) 6-cylinder engine)

Integral Front

ALTERNATORS

60-Amp
 114-Amp

BATTERIES (All with built-in test indicator)

375-Amp
 430-Amp (Maintenance-Free)
 500-Amp Long-Life (Maintenance-Free)

BUMPERS AND BUMPER GUARDS

Bumpers—Front and rear: bright

Bumpers, Guards and Protective Strips—Front and rear: bright

CLOCK—Electronic digital (Not available with Electronic Monitor)

COOLING—Auxiliary, transmission oil-to-air

COOLING—Engine: maximum

DEFROSTER—Rear window, electric: for single rear door

DOORS

Dual Rear—with vented glass
 Single Rear—with vented glass
 Sliding—Passenger side

FUEL TANK—136 litres (30 Imp. Gallons)

GAUGES

Oil Pressure and Trip Odometer

GLASS

Sun Screen—Privacy glass
 Tinted—All windows

GRILLE—Bright: includes dual quad rectangular headlamps, vertically stacked with halogen high beams

HEATERS

Auxiliary—Rear
 Deluxe—Front
 Engine Block

MATS—Rubber, two colour-keyed (accessory type) in driver's compartment

MIRRORS

Exterior Dual—Low-mount: 152 x 229 mm (6 x 9-inch), bright

MOULDINGS

Lower—Includes side, rear and bright taillamp bezel
 Upper—Includes side, rear and bright taillamp bezels
 Upper and Lower

MONITOR—Electronic display warning indicator for engine oil level, transmission oil level, radiator coolant level, and transmission oil temperature (Not available with digital clock)

POWER ASSISTS

Door Locks—Electric: all doors
 Windows—Electric: front doors only

RADIOS AND SPEAKERS

AM/FM/MX Stereo
 AM/FM/MX Stereo with Electronic Tuning and Cassette Tape Player and Dolby® Noise Reduction System
 AM/FM Stereo with Eight-Track Tape Player
 AM/FM Stereo with 40-Channel CB Transceiver

*Dolby is a trademark of Dolby Laboratories

SERVICE CONTRACT CHRYSLER—5 year, 80,000 kilometre (50,000 mile) Protection Plans

SHOCK ABSORBERS—Heavy-duty front and rear (Standard with some models/GVW's)

SPEED CONTROL—Automatic

STABILIZER BAR—Front
 STEERING COLUMN—Tilt type
 STEERING WHEEL—Luxury type

WHEELS—Four, road type: 381 x 178 mm (15 x 7.00 inch)

Aluminum—Radial ribbed. Available only on B150 and B250 Non-Maxiwagon.
 Chrome Disc—Five-slot. Available only on B150 and B250 Non-Maxiwagon.

WHEEL COVERS

Bright Deluxe
 WINDSHIELD WIPERS—Deluxe two-speed with intermittent wipe

Standard Features

AIR CLEANER—Dry type

AIR VENT DOORS—Left outlet in cowl side panel; right outlet in right side of instrument panel

ALTERNATOR—12-volt, 53-amp

ANTIFREEZE—Protection to -37°C (-35°F)

ARMRESTS—Driver and front passenger

ASHTRAY—Driver's compartment

BATTERY—325-amp with built-in test indicator

BRAKE BOOSTER—Vacuum
—267 mm (10.5-inch) single diaphragm (B150, B250)
—292 mm (11.5-inch) single diaphragm (B350)

BRAKES

Front-Disc—298 x 32 mm (11.75 x 1.25-inch) (B150, B250)
Front-Disc—326 x 30 mm (12.82 x 1.19-inch) (B350)
Rear-Drum—254 x 64 mm (10 x 2.5-inch) (B150, B250)
Rear-Drum—305 x 64 mm (12 x 2.5-inch) (B350)

Standard Features (cont'd)

BUMPERS—Painted: front and rear
CIGAR LIGHTER
CLUTCH—254 mm (10-inch) diameter (B150, B250)
DOORS—Passenger, hinged type: right-side double doors with vented glass; rear single door with fixed glass and inside door handle and lock button (all doors include metal check arm)
ELECTRONIC IGNITION SYSTEM
FLOOR MAT—Black, full width
FUEL TANK—83 litres (18 Imp. Gallons)
GLOVE BOX—with door
GRILLE—Argent finish
HEADLAMPS—178 mm (7-inch) round
HEADLINER—Colour-keyed: driver's compartment
HEATER—Fresh air with defroster, 3-speed
HOOD RELEASE—inside
HORNS—Dual, electric
HUBCAPS—Bright (four)
INSTRUMENTATION—Speedometer, odometer, fuel gauge, temperature gauge, ammeter, oil pressure indicator light
JACK—Bumper type (B150, B250); axle type (B350)
LIGHTS—Backup with integral stop and taillamps; license plate; combined rear side marker lights and reflectors—red (two); combined front parking lamps, turn signals

and side marker lamps—amber (two); dome (two), driver and passenger compartment with door-operated switches
LOCKS—All doors
MIRRORS—Rear vision interior day/night type, 254 mm (10-inch); exterior 127 x 178 mm (5 x 7-inch), left and right sides, bright
NAMEPLATE—On front doors
OIL FILTER—Throwaway type
POWER STEERING—All models
RADIO—AM
SEATS—Driver and front passenger low-back vinyl bucket seats including Unibelt system; three-passenger quick-release vinyl rear bench seat, reversible with folding armrests, including three seat belts
SHOCK ABSORBERS—Front and rear (heavy-duty—B250 Maxi wagons only)
STEERING WHEEL—381 mm (15-inch) diameter: 2-spoke deluxe colour-keyed
SUN VISORS—Padded: colour-keyed (two)
TIRE CARRIER—Spare (Inside vehicle)
VENT WINDOWS—Swivel type—front doors
WINDSHIELD WASHERS—Wiper-arm mounted, electric
WINDSHIELD WIPERS—Two-speed (non-intermittent) with washer



RAM TOUGH

1982

The year you'll say
yes
 to Chrysler

All product illustrations and specifications are based on authorized information. Although descriptions are believed correct at publication approval, accuracy cannot be guaranteed. Some of the equipment shown on product illustrations is optional, at extra cost. Chrysler Canada Ltd. reserves the right to make changes from time to time, without notice or obligation, in prices, specifications, standard and optional equipment listed, colours and materials and to change or discontinue models.



1982 Dodge Wagon Specifications

Model	B150 Wagon		B250 Wagon & Maxiwagon				B350 Wagon & Maxiwagon		
	kg	lb	kg		lb		kg		lb
GVW	2404	5300	2726 6010		2903 6400		3402 7500		3860 8510
Wheelbase	2784 109.6		3241 127.6		3241 127.6		3241** 127.6**		3241** 127.6**
GAWR*	1161 1317		1256 1317		1256 1317		1256 1317		1256** 1317**
(kilograms)	1161 1317		1256 1317		1256 1317		1256 1317		1256** 1317**
(pounds)	2560 2904		2770 2904		2770 2904		2770 2904		2770 2904
Asse Capacity (kilograms)	1497 1610		1497 1610		1497 1610		1497 1610		1497 1610
(pounds)	3300 3550		3300 3550		3300 3550		3300 3550		3300 3550
Brakes (millimetres)	298 x 32 254 x 64 vacuum 267 mm single diaphragm		298 x 32 254 x 64 vacuum 267 mm single diaphragm				326 x 30 305 x 64 vacuum 292 mm single diaphragm		
(inches)	11.75 x 1.25 10.0 x 2.5 vacuum 10.5" single diaphragm		11.75 x 1.25 10.0 x 2.5 vacuum 10.5" single diaphragm				12.82 x 1.19 12.0 x 2.5 vacuum 11.5" single diaphragm		
Engines: Standard	3.7 litre (225 cu in.) 1-bbl Slant Six (CAT)		3.7 litre (225 cu in.) 1-bbl Slant Six (CAT) ¹				5.2 litre (318 cu in.) 2-bbl V-8 (NON CAT)		
Optional	5.2 litre (318 cu in.) 2-bbl V-8 (CAT)		5.9 litre (360 cu in.) 2-bbl V-8 (NON CAT)				5.9 litre (360 cu in.) 2-bbl V-8 (NON CAT)		
Shock Absorbers	25 30		25 30 (Std. Maxi.)				25 30		
Diameter (millimetres)	25 30		25 30 (Std. Maxi.)				25 30		
(inches)	1.0 1.19		1.0 1.19 (Std. Maxi.)				1.0 1.19		
Spring Ratings	Standard tuned		Standard tuned				Standard tuned		
—Front	730 1610		821 1810				898 1980		
Rear (kilograms)	730 1610		821 1810				898 1980		
(pounds)	1610 3550		1810 4000				1980 4380		
Steering	Power		Power				Power		
Transmission	4-speed manual overdrive		4-speed manual overdrive ² 3-speed automatic (Maxi.)				3-speed automatic		
Standard	4-speed manual overdrive		4-speed manual overdrive ² 3-speed automatic (Maxi.)				3-speed automatic		
Optional	3-speed automatic		3-speed automatic (Non Maxi.)				N.A.		
Standard Tire Size	P205/75 R15 glass-belted radial		P235/75 R15 Glass-Belted Radials		P235/75 R15 XL Steel Belted Radials		8.00 x 16.5 E (10 PR) polyester bias-belted (STANDARD on Non-Maxi.)		
Wheel Rim Size (inches)	15.0 x 5.50		15.0 x 6.50 15.0 x 6.50 heavy-duty (MAXI)				16.5 x 6.0 (Std. on Non Maxi.) 16.5 x 6.75 (on 127.6 wb Maxi.)		

**—Maxiwagon *GAWR—Gross Axle Weight Rating N.A.—Not Available on Maxiwagon
 1—6-Cylinder Standard Non-Maxiwagon only Not Available on Maxiwagon
 2—Available with 3.7 litre (225 cu in.) 6-Cylinder only Not available on Maxiwagon
 CAT—Catalyst Equipped, require unleaded gasoline NON-CAT—Non-Catalyst Equipped May be operated on lower cost regular, (leaded) gasoline or unleaded gasoline.