

INFINITI 2003 G35 SPORT SEDAN



INFINITI

YOU WON'T FIND IT IN A TEXTBOOK.

YOU WON'T SEE IT IN A LAB ON A PERIODIC CHART.

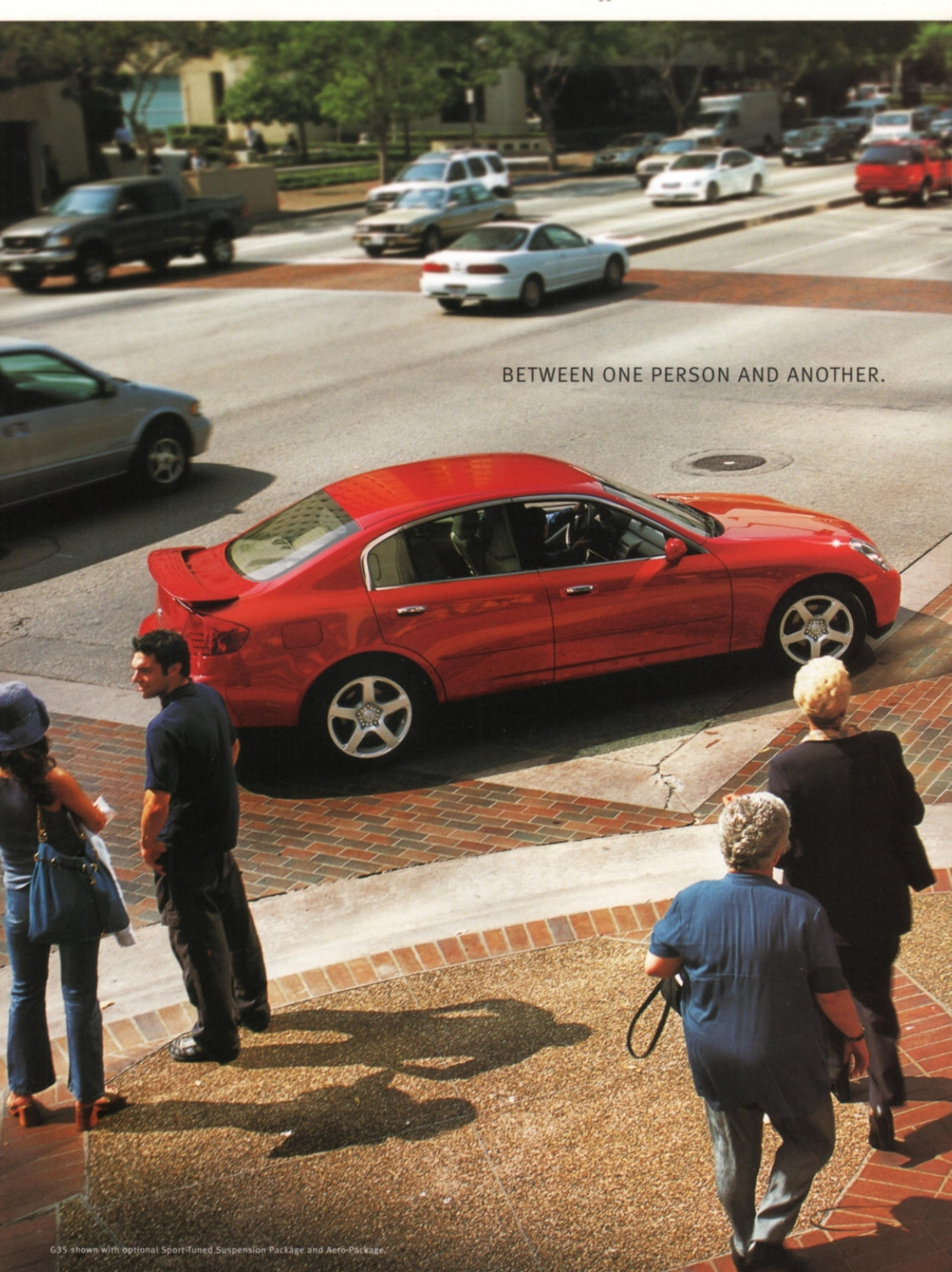
power	14
handling	17
aerodynamics	18
interior	20
technology	24
safety	26
specifications	30
ownership	32





IT'S NOT HIDDEN AMONG THE SPECIFICATIONS.

IT'S BETWEEN YOUR FOOT AND THE PEDALS.



BETWEEN ONE PERSON AND ANOTHER.





G35 shown with optional Premium Package and Sport-Tuned Suspension Package.

IT FLOWS FROM SOME VISCERAL PLACE DEEP INSIDE.

A CONNECTION THAT IS UNDENIABLE. UNMISTAKABLE.





IT'S CALLED CHEMISTRY.

The Infiniti G35. A potent mixture of aerodynamics,
precise handling and torque-happy acceleration.
Powerful stuff, indeed.



POWER

HORSEPOWER, TORQUE AND ACCELERATION, MEASURED BY THE BUTTERFLIES IN YOUR STOMACH.

APPRECIATION FOR THE G35'S POWER REQUIRES JUST THE SLIGHTEST SQUEEZE OF THE THROTTLE. Acceleration is immediate. High-end power is smooth and seamless. The effect is exhilarating, thanks to a class-leading¹ 260 horsepower engine with 260 lb-ft of torque. This sport sedan's refined performance is a superb example of Infiniti's standard-setting VQ technology in action. Pistons are coated in low-friction molybdenum and camshafts are microfinished to encourage freer movement and greater efficiency. Even airflow is meticulously managed to provide maximum power output. No wonder "...the new 3.5L VQ V6 again rewrites the definition for world-class."²

¹ Based on *Ward's* Lower Luxury Class, comparably equipped sedans. 2003 G35 vs. 2002 competitors.
² *Ward's Auto World*, January 2002.



fig. 1



fig. 2

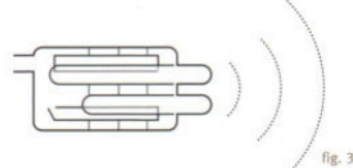


fig. 3

1 HIGH-FLOW INTAKE A large volume induction manifold is perfectly positioned to receive a direct supply of air and provide maximum airflow to the engine.


2 VARIABLE VALVE TIMING A computer optimizes when the intake valves open for improved performance and efficiency at all engine speeds, not just a specific rev range.

3 VARIABLE CAPACITY MUFFLER A pressure valve adjusts exhaust flow when needed to boost power output. Sound good? Its sweetly tuned note should be equally melodious to your ears.

ALUMINUM ENGINE BLOCK The G35's aluminum-alloy block and cylinder heads help reduce weight. And in a performance sedan, saving weight means saving time.

5-SPEED AUTOMATIC TRANSMISSION You have a choice of hands-free automatic shifting or sequential manual selection.

6-SPEED MANUAL TRANSMISSION Nirvana is just a few short throws away. Available in early 2003, the close-ratio 6-speed manual gives you complete control of the G35's V6 power.





HANDLING

A REVOLUTIONARY APPROACH TO WEIGHT DISTRIBUTION, DYNAMIC BALANCE AND RESPONSE THAT'S A REVELATION.

1 FRONT SUSPENSION Forged-aluminum multi-links and coil springs over shock absorbers help maintain a smooth ride and contribute to responsive handling and directional stability.

2 REAR SUSPENSION Shock absorbers are mounted separate from the coil springs to help reduce friction and improve suspension response. Forged-aluminum multi-links help maintain optimal tire contact with the road.



CAR, DRIVER, ROAD. The G35 connects them all with its unique 52/48 front-to-rear weight distribution. Conventional theory claims a 50/50 weight distribution to be ideal for handling. The G35 is anything but conventional. Its Front Midship (FM) platform enhances front-tire grip and generates quicker steering response when entering a corner through a slight forward weight emphasis. Weight shifts rearward as the car exits the turn, optimizing weight distribution for swift acceleration.

1 LONG WHEELBASE A generous 112.2-inch wheelbase and wide stance translate into excellent stability and improved ride quality. The long wheelbase also allowed for a fast-steering gear ratio, which quickly reacts to driver input.

2 REAR-WHEEL DRIVE G35's front wheels provide precision steering, rear wheels are dedicated to acceleration, and all wheels work to maximum effect. And since the drive-train is not concentrated at the front, balance is enhanced for more dynamic handling.

3 ALUMINUM COMPONENTRY It's light, yet very strong. Aluminum turned out to be the ideal material for crafting a more nimble and responsive sedan. You'll find aluminum used throughout the G35—in the suspension, the engine, the wheels, the sheet metal and even in the axle housings.

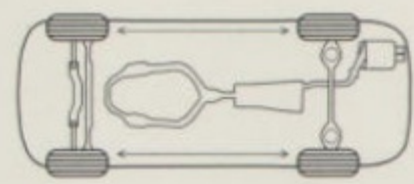


fig. 1



fig. 2




fig. 3

52 FRONT

48 REAR



AERODYNAMICS

ZERO-LIFT FOR THE CAR
TRANSLATES INTO BOUNDLESS
ELEVATION FOR THE SPIRIT.

1 FRONT UNDERTRAY Helps prevent air trapping. It also accelerates air passing under the car to help eliminate lift.

2 BRAKE DISC COOLING Air is purposefully pulled through the wheel well to help keep brakes cooler.

3 ENGINE COOLING This open area of the undercarriage creates a vacuum effect, pulling heated air away from the engine compartment.

4 LOW-DRAG UNDERCARRIAGE Airflow is channeled along dedicated pathways to help prevent air trapping.

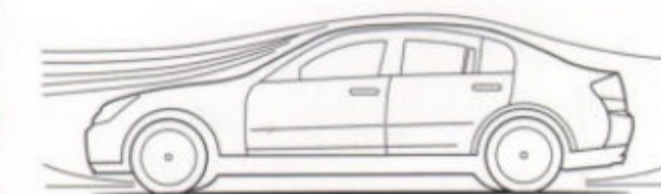
5 UNDERBODY DEFLECTOR Directs air around the rear tire for reduced drag and minimal pressure buildup under the rear.

6 REAR UNDERBODY DIFFUSERS Serve to speed up airflow under the rear end, to help reduce lift. Included with the available Aero Package.

7 LOW-PROFILE CENTRAL MUFFLER The flat underside of the central muffler cuts turbulence for improved airflow.

8 WIDE, FLAT REAR MUFFLER Tucked up and out of the air's pathway to minimize turbulence.

9 SPARE TIRE PAN Specifically shaped and angled to generate a lift-reducing, low-pressure area.




DRAG: .26

LISTEN CAREFULLY. That sound you don't hear is the G35 gliding through the wind. Engineers honed its aerodynamics in a rolling-road wind tunnel (one of the most advanced airflow labs there is) that measured the wind's effect over, and under, the G35. What resulted was the total elimination of lift,¹ and the lowest coefficient of drag in the class.² Has a sport sedan ever taken your breath away with such precision?

G35 shown with optional Sport-Tuned Suspension Package and Aero Package.

¹ Zero-lift front aerodynamics/.27 Cd standard; zero-lift front and rear/.26 Cd with available Aero Package.
² Based on published data, *Ward's Lower Luxury Class*, comparably equipped sedans.
2003 G35 vs. 2002 competitors.



LIFT: 0


19

INTERIOR

A CABIN THAT FEELS FOCUSED YET REFINED. THE SAME CAN BE SAID ABOUT EVERY SINGLE DETAIL.

EASE BEHIND THE WHEEL AND ONE FACT BECOMES CLEAR: THIS IS A DRIVER'S CAR. The bond between human and machine is apparent. Components are positioned for unobstructed views, controls are close at hand, and the sport-bolstered driver-specific seat is designed to help hold your body during maneuvering. You'll be pleasantly surprised to find that amidst all this driver focus, refinement isn't an afterthought. The interior is spacious and inviting. With accents of titanium-tinted trim and available leather-appointed seats, it strikes a perfect balance between performance and indulgence. Of course, in this exhilarating sport sedan, control is the most rewarding luxury.

20




1 RECLINING REAR SEATS The Premium Package's individually reclining rear seats are the perfect solution for extended trips. They give your friends a way to stretch out, relax and enjoy the scenery. Comfort is further accentuated by climate control vents dedicated exclusively to rear-seat passengers.

TECHNOLOGY

IT KEEPS YOU INFORMED.
IT MAPS YOUR DESTINATION.
THIS WAY TO THE FUTURE.

WANT TO TEST HOW THE G35 HANDLES? PICK A ROAD. Practically any in the continental U.S. will do. And should you lose yourself, literally, in its exhilarating performance, do not worry. The G35 can show you the way home. Just press a button, and an optional Infiniti Navigation System¹ uses satellites to pinpoint your location in real time via a retractable color display. Program an address, and the system will suggest routes, call out points of interest, even render your journey in map view or in 3-D Birdview™ for an elevated perspective, providing a better sense of where you are. The G35: it's a destination unto itself.

¹ Factory-installed option. Never program while driving. Requires accurate GPS service to be available and operating for features to function properly. Mapping may not be detailed in all areas. Some Infiniti dealers may not appear on the current mapping areas. Periodic updates to the DVD will be available for an additional cost. See your Infiniti dealer for details.



1 SATELLITE RADIO-READY Like everything in the G35, even radio is taken to a higher level. As in outer space. The optional satellite radio¹ system lets you tune in to jazz, blues, classical, comedy, talk, news, sports and practically every listening genre you can think of, in pure digital-quality sound. And you can drive all the way across the country without changing the station. Just choose from either XM[®] or Sirius satellite network when you select this option, then subscribe to the service you like. The G35, what better place to experience the future of radio.

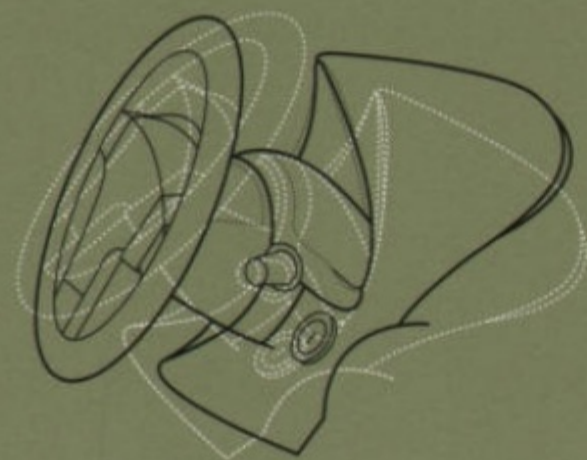
¹ Late availability. Includes activation fee and two months of service. Additional service subscription sold separately.




G35 shown with optional Premium Package, Sport-Tuned Suspension Package, Winter Package-Sport and Infiniti Navigation System.



G35 shown with optional Premium Package, Sport-Tuned Suspension Package, Winter Package-Sport and Infiniti Navigation System.



2 SYNCHRONIZED STEERING COLUMN AND GAUGES Part of being connected with your car is being informed. In the G35, tilt the leather-wrapped steering wheel and the entire cluster of easy-to-read Fine Vision meters moves with it, so you'll always have an unobstructed view of vital information. Even the steering wheel's shape makes a contribution. It's designed for a perfect 9-and-3 o'clock driver's hand position.

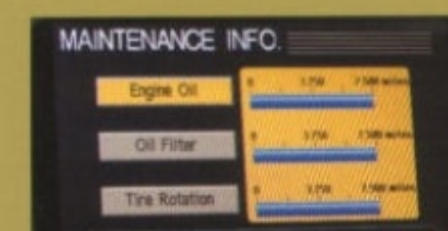


SATELLITE NAVIGATION

Satellite image by: Space Imaging

2 VEHICLE INFORMATION SYSTEM Included with the available Infiniti Navigation System. It lets you check the status of a variety of vehicle systems, from fuel economy and tire pressure to maintenance reminders. Also includes a comprehensive trip computer.

3 AUDIO SYSTEM Rush-hour traffic never sounded so tempting. The G35's standard 120-watt, 6-speaker audio system includes an in-dash, 6-disc CD autochanger. Step up to the available Bose® premium audio system and take sound to a higher level, with 200 watts and seven speakers, including tweeters mounted in the A-pillars and a bass-boosting Nd® woofer. Music soothes the savage commute.



SAFETY

THE AGILITY TO HELP YOU AVOID A COLLISION. THE INNOVATION TO HELP YOU WITHSTAND ONE.

ACTIVE SAFETY It's a simple truth. The best way to make it through an accident is to avoid it altogether. The foundation for accident avoidance in the G35 is built into the platform itself. A stiff and rigid chassis allows the suspension to react quickly and nimbly in emergency situations. And because the G35 is, well, the G35, its crisp handling and swift acceleration can help you move out of harm's way. An important part of evading danger is spotting it. Optional High Intensity Discharge (HID) xenon headlights illuminate the road ahead at night. We may not be able to eliminate danger from the road, but we can help you steer clear of it.

1 ELECTRONIC BRAKE FORCE DISTRIBUTION (EBD) You're driving three colleagues to a business meeting. Are your brakes optimized for the added weight? To help optimize braking performance for a variety of vehicle loads, EBD adjusts the amount of brake force applied to the front and rear wheels for improved braking performance, reduced front-end "dive" under braking and more even brake wear.



electronic brake force distribution

2 INFINITI VEHICLE DYNAMIC CONTROL (VDC)¹ Turning a corner is simple enough, but what if the pavement surface changes to something slick? Thankfully, the G35's VDC uses an array of sensors to help determine your intended path and helps keep you in control and out of harm's way. If the vehicle begins to understeer (plow forward) or oversteer (fish-tail), VDC can apply appropriate brake pressure to individual wheels and/or reduce engine output to help you hold to the intended path.

3 4-WHEEL ANTI-LOCK BRAKING SYSTEM (ABS) You are already braking for a turn when a man unexpectedly steps off the curb. G35's 4-wheel, 4-channel ABS helps you maintain stable control by helping to prevent wheel lockup when braking, so you may steer around him.



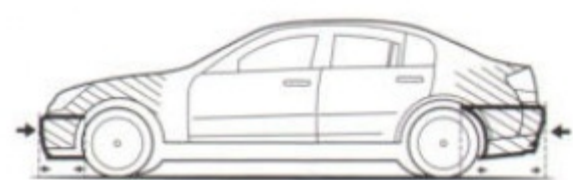

4 BRAKE ASSIST A dog races out in front of you. Can you stop in time? In emergency braking situations, many drivers don't brake hard enough, soon enough. Brake Assist monitors how you apply the brakes and, sensing emergency braking, applies maximum brake force for potentially shorter stops. And vented discs at every wheel make for some impressive stopping power.

5 TRACTION CONTROL SYSTEM Accelerating away from a corner, you encounter slippery brickwork. G35's Traction Control System senses wheelspin and automatically reduces engine output to help give you a surer foothold under acceleration.

¹VDC system is designed to help improve driving stability, but does not prevent accidents due to abrupt steering or by careless or dangerous driving techniques. Always drive safely.



PASSIVE SAFETY Some accidents simply can't be avoided. The Infiniti G35 comes prepared with state-of-the-art passive safety features. Each one is designed to help protect the driver and passengers in the event of an impact.



Occupant zone

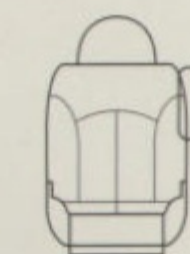

ADVANCED SAFETY STRUCTURE G35's zone-body construction includes a highly reinforced passenger compartment that is designed to help protect occupants by maintaining the integrity of the occupant space on impact. For side impacts, energy-transferring structural beams help direct energy around the passenger compartment. At each end are crumple zones designed to deform on impact to help absorb energy before it reaches occupants. Even the hood is designed to deform at pre-determined points, helping to prevent intrusion into the passenger compartment.



TESTING Each year, we perform over 1,600 crash simulations to predict and refine the safety of our vehicles. And we perform over 800 actual crash tests to evaluate and improve the safety performance of our vehicles. The protective safety features described on these pages are the end result of this exhaustive effort.

SLIDE-AWAY/BREAK-AWAY COMPONENTS Components that break or slide away can help reduce the chance of injury during a collision. To help limit lower leg injury, the G35's brake pedal is designed to slide away from the driver in certain frontal collisions. Break-away engine mounts and a break-away driveshaft help prevent intrusion into the passenger compartment.

DUAL-STAGE AIR BAGS¹ The driver and front-passenger air bags adjust their rate of deployment based on impact severity and seat belt usage.



SEAT-MOUNTED SIDE-IMPACT AIR BAGS¹ Unlike some competitive designs, Infiniti side-impact air bags are placed in the front seat side bolster, where they move with the seat to help maintain optimal positioning.

ROOF-MOUNTED CURTAIN SIDE-IMPACT AIR BAGS¹ Deployed from the headliner above the side windows, roof-mounted curtain side-impact air bags help protect front and outboard rear occupants from head injury in certain side-impact collisions.


ACTIVE HEAD RESTRAINTS In certain rear-end collisions, active front head restraints move upward and forward to help cushion the head and assist in helping to reduce whiplash-type injuries.



PROTECTIVE PIPE-STYLE STEEL SIDE-DOOR GUARD BEAMS High-strength tubular steel reinforcements in each door of the Infiniti G35 help to protect the occupants by helping to prevent passenger compartment intrusion in certain side impacts.



LATCH SYSTEM Stands for Lower Anchors and Tethers for Children. This system helps simplify proper installation of child restraint seats. The G35 is equipped with LATCH hardware for use with compatible child restraint seats.



SNUG KIDS™ The first venture of its kind, Snug Kids is our on-line guide to selecting and correctly installing a child restraint seat for your Infiniti automobile. Our safety engineers evaluated over 50 different child restraint seats by installing them in every 2003 Infiniti car and SUV. Visit Infiniti.com to view or download the results and recommendations.

¹ Please keep in mind that air bags are a supplemental restraint system and must always be used in conjunction with the seat belt. Also, a rear-facing child restraint must never be placed in the front-passenger's seat. In fact, all children 12 and under should ride in the rear seat properly secured in child restraints, booster seats or seat belts, according to their size. Driver and front-passenger side-impact supplemental air bags and roof-mounted curtain side-impact supplemental air bags are designed to inflate in higher severity side collisions and inflate only on the side of the vehicle impacted. Please see your owner's manual for more details. Inflated air bags shown on this page are for illustration purposes only. Actual air bags deflate after deployment.

SPECS

SPECIFICATIONS

DRIVETRAIN

Engine	3.5-liter (3,498cc) V6, aluminum-alloy block and heads. Low-friction molybdenum-coated pistons.
Valvetrain	DOHC, 4 valves per cylinder with microfinished camshafts. Continuously Variable Valve Timing Control System (CVTCS) for intake valves.
Intake system	High-flow tuned induction system.
Horsepower	260 hp @ 6,000 rpm
Torque	260 lb-ft @ 4,800 rpm
Ignition	Direct ignition system with platinum-tipped spark plugs.
Exhaust	Center and variable-capacity rear mufflers.
Transmission	
Standard	Electronically controlled 5-speed automatic. Driver-adaptive learning algorithm senses driving style and adjusts automatic shifting accordingly. Manual shift mode offers sequentially selected manual gearshifts.
Available	Close-ratio 6-speed manual with short-throw shifter (available early 2003).
EPA estimated fuel economy ¹	
w/5-speed automatic	19 mpg city/26 mpg highway
w/6-speed manual	20 mpg city/27 mpg highway

STEERING

Type	Engine-speed-sensing variable-assist power rack-and-pinion.
Turns	2.7 (lock-to-lock)
Turning circle	36.0 feet (curb-to-curb)

SUSPENSION

Front	Independent, forged-aluminum multi-link with coil springs over ripple-control shock absorbers, stabilizer bar.
Rear	Independent, forged-aluminum multi-link with coil springs, outboard ripple-control shock absorbers, stabilizer bar.
Available	Sport-tuned suspension with firmer springs and shock absorbers. Included with Sport-Tuned Suspension Package; standard with 6-speed manual transmission.

BRAKES

Front	11.7 x 0.9-inch ventilated discs.
Rear	11.5 x 0.6-inch ventilated discs.
Anti-lock Braking System	4-wheel, 4-channel ABS.
Brake Assist	Brake Assist senses emergency-braking situations via how the driver depresses the brake pedal. If emergency braking is detected, Brake Assist applies maximum brake force until the brake pedal is released.
Electronic Brake force Distribution (EBD)	EBD varies front-to-rear brake proportioning based on vehicle load, for improved braking performance.

TRACTION AND DIRECTIONAL STABILITY

Traction Control System (TCS)	TCS senses wheelspin while accelerating, and automatically reduces engine output to help regain traction.
Infiniti Vehicle Dynamic Control (VDC) ²	VDC compares the driver's input to the vehicle's response while cornering. By selectively braking individual wheels and/or reducing engine output, VDC can help the driver maintain control of the vehicle.

WHEELS AND TIRES

Wheels	
G35 Sedan	5-spoke, 6.5 x 16-inch aluminum alloy.
G35 Sedan Leather	6-spoke, 7.0 x 17-inch aluminum alloy.
G35 Sedan Leather 6MT	5-spoke, 7.0 x 17-inch aluminum alloy.
Tires	
G35 Sedan	205/65R16 V-rated all-season performance.
G35 Sedan Leather	215/55R17 V-rated all-season performance.
G35 Sedan Leather 6MT	215/55R17 W-rated summer performance.
Spare tire	
Standard	Temporary use, 145/90D16.
Optional	Full-size, full-use 215/55R17 all-season spare tire with matching aluminum-alloy wheel (included with Winter Package).

DIMENSIONS

Coefficient of drag	0.27 (0.26 with Aero Package)
Overall length	186.5 inches
Wheelbase	112.2 inches
Overall width	69.0 inches
Tread width	
16-inch wheels	63.5 inches/59.6 inches (front/rear)
17-inch wheels	59.1 inches/59.3 inches (front/rear)
Overall height	57.7 inches
Headroom	
without sunroof	40.1 inches/37.9 inches (front/rear)
with sunroof	38.7 inches/37.4 inches (front/rear)
Legroom	43.6 inches/33.6 inches (front/rear)
Shoulder room	56.4 inches/55.5 inches (front/rear)
Hip room	52.2 inches/54.1 inches (front/rear)

CAPACITIES AND WEIGHTS

Interior volume	
without sunroof	98.0 cubic feet
with sunroof	95.5 cubic feet
Cargo volume	
w/temporary spare tire	14.8 cubic feet
w/full-size spare tire	11.8 cubic feet
Fuel capacity	
	20.0 gallons
Curb weight	
G35 Sedan	3,336 lb
G35 Sedan Leather	3,369 lb
G35 Sedan Leather 6MT	3,398 lb
Weight distribution	
	52/48 percent (front/rear)

STANDARD FEATURES

EXTERIOR

- Comprehensive airflow management, with underbody sculpting, for low 0.27 coefficient of drag (Cd) and zero-lift front aerodynamics (0.26 Cd and zero-lift front & rear with optional Aero Package)
- Front-fender sightlines allow driver to position front wheels into corners more accurately
- Aluminum hood
- High-mount halogen headlights for improved illumination
- Integrated front fog lights
- UV-reducing tinted glass reduces transmission of radiant heat to vehicle's interior
- Dual power outside mirrors
- Speed-sensing wipers increase intermittent wipes as vehicle speed increases
- Aluminum door-sill plates
- Rear doors open a full 80 degrees for easier rear-seat entry and exit
- LED taillights and center high-mounted stoplight (CHMSL) offer quicker illumination, lower power consumption and longer life than conventional bulbs
- Rear window defroster with timer
- Dual chrome exhaust finishers

INTERIOR

- Automatic Temperature Control system with microfiltration
- Rear-seat heater ducts under front seats
- Power windows with illuminated switches and front-window one-touch up/down with anti-pinch feature
- Power door locks
- Power trunk release
- Retained accessory power for windows and sunroof (if equipped)
- Illuminated entry system with delayed fade-out.
- Front sun visor extensions
- Overhead sunglasses storage
- Dual overhead front map lights, rear-seat reading lights
- Front seatback map pockets. Front-passenger storage slot in center console
- Dual front and rear cup holders
- Front armrest with storage compartment and 12-volt power outlet (automatic transmission only)
- Fold-down rear-center armrest with locking trunk pass-through
- Front and rear carpeted floor mats
- Cargo net and tie-down anchors in trunk

INSTRUMENTATION AND DRIVER CONTROLS

- Fine-vision electronic analog instrumentation
- Tilt Meter tilts steering column and gauge cluster together for improved visibility
- Dual digital trip odometers
- Multi-information display for climate control, outside temperature and digital compass
- Cruise control with steering-wheel-mounted switches
- Infiniti analog clock

SEATING AND TRIM

- 6-way manual driver's seat with adjustable lumbar support, 4-way manual passenger's seat
- Unique seat optimized for driver
- Titanium-tinted interior trim
- Leather-wrapped 3-spoke steering wheel
- Titanium-tinted and leather-appointed shift knob

AUDIO

- 120-watt, six-speaker audio system with AM/FM/cassette and in-dash, single-slot 6-disc CD autochanger
- Dual in-glass diversity antennas. The radio tuner compares the signal strength of both antennas, and automatically selects the strongest signal

SECURITY

- Remote keyless entry system with selective unlocking of driver's door or all doors
- Remote power-opening of windows; closing via exterior door lock
- Infiniti Vehicle Immobilizer System embeds an encoded transponder chip into ignition key. The engine control computer will not allow the engine to start without the correct key and transponder
- Vehicle Security System sounds alarm if intrusion via doors, hood or trunk is detected
- Battery saver helps prevent accidental discharge if electrical accessories are left on

OCCUPANT SAFETY

- Dual-stage front supplemental air bags³ with seat belt sensors
- Front seat supplemental side-impact air bags³
- Supplemental curtain side-impact air bags³ for front and outboard rear occupants
- Front and rear head restraints. Active front head restraints move forward and upward in certain rear-impact collisions to help reduce whiplash-type injuries
- 3-point front seat belts with Emergency Locking Retractor (ELR), pretensioners and load limiters
- 3-point rear seat belts with ELR and Automatic Locking Retractor (ALR)
- Slide-away brake pedal assembly moves brake pedal in certain frontal collisions
- Break-away engine mounts and driveshaft help maintain the integrity of the passenger compartment in certain collisions
- LATCH System (Lower Anchors and Tethers for CHildren) helps simplify proper installation of compatible child restraint seats
- Snug Kids offers recommendations for choosing and installing child restraint seats. Please visit Infiniti.com for details.
- Emergency inside trunk release
- First-aid kit in rear center armrest

¹ 2003 EPA Fuel Economy Estimates. Actual mileage may vary with driving conditions. Use for comparison only.
² Infiniti VDC system is designed to help improve driving stability but does not prevent accidents due to abrupt steering or by careless or dangerous driving techniques. Always drive safely.
³ Please keep in mind that air bags are a supplemental restraint system and must always be used in conjunction with the seat belt. Also, a rear-facing child restraint must never be placed in the front-passenger's seat. In fact, all children 12 and under should ride in the rear seat properly secured in child restraints, booster seats or seat belts, according to their size. Driver and front-passenger side-impact supplemental air bags and roof-mounted curtain side-impact supplemental air bags are designed to inflate in higher severity side collisions and inflate only on the side of the vehicle impacted. Please see your owner's manual for more details.
⁴ Most G35 Options and Option Packages not available on G35 Sedan Model with cloth interior. Option Packages can be ordered together. Please see your Infiniti dealer for details.
⁵ Factory-installed option. Never program while driving. Requires accurate GPS service to be available and operating for features to function properly. Mapping may not be detailed in all areas. Some Infiniti dealers may not appear on the current mapping areas. Periodic updates to the DVD will be available for an additional cost. See your Infiniti dealer for details. Requires Premium Package.
⁶ Late availability. Includes activation fee and two months of service. Additional service subscription sold separately.

MODELS

- G35 Sedan⁴
- Includes all G35 standard equipment

G35 Sedan Leather

- Includes all G35 Sedan standard equipment
- Leather-appointed seats
- High Intensity Discharge (HID) xenon headlights
- 8-way power driver's seat
- 6-spoke, 17-inch aluminum-alloy wheels
- 215/55R17 V-rated all-season performance tires
- Steering-wheel-mounted audio controls
- Dual illuminated vanity mirrors

G35 Sedan Leather 6MT

- Includes all G35 Sedan Leather standard equipment
- Close-ratio 6-speed manual transmission with short-throw shifter
- Sport-tuned springs and shock absorbers
- 5-spoke aluminum-alloy wheels with 215/55R17 W-rated summer performance tires
- Additional titanium-tinted interior trim
- Available early 2003.

OPTION PACKAGES⁴

Premium Package

- Bose[®] premium 200-watt, seven-speaker audio system with AM/FM/cassette and in-dash, single-slot 6-disc CD autochanger, Nd[®] woofer and Radio Data System (RDS)
- Power sliding tinted glass sunroof with one-touch open/close, tilt feature and sliding sunshade
- Reclining rear seatbacks with adjustable outboard head restraints
- Driver's seat memory
- Entry/exit assist slides driver's seat rearward when exiting vehicle, forward after entering (automatic transmission only)
- 4-way power passenger's seat
- Dual-zone Automatic Temperature Control with rear vents (rear vents not available on G35 Sedan Leather 6MT Model)
- Auto on/off headlights
- HomeLink[®] Universal Transceiver offers control for compatible garage doors, home lighting and home security systems
- Auto-dimming electrochromic inside mirror
- One-touch open/close rear windows with anti-pinch feature

Sport-Tuned Suspension Package

- Sport-tuned springs and shock absorbers
- 5-spoke, 17-inch aluminum-alloy wheels
- 215/55R17 W-rated summer performance tires
- Additional titanium-tinted interior trim
- Included with G35 Sedan Leather 6MT Model.

Winter Package

- Heated front seats with "High" and "Low" settings
- Heated outside mirrors
- Full-size spare tire with matching aluminum-alloy wheel

Winter Package - Sport

- Heated front seats with "High" and "Low" settings
- Heated outside mirrors
- Requires Sport-Tuned Suspension Package.

Aero Package

- Rear spoiler
- Rear underbody air diffusers
- Requires Sport-Tuned Suspension Package.

INDIVIDUAL OPTIONS⁴

- Infiniti Navigation System⁵ with a tilting and retractable 6.5-inch color LCD screen, Birdview[™] and DVD-ROM database. Includes Vehicle Information System (requires Premium Package)
- Bose[®] premium 200-watt, seven-speaker audio system with AM/FM/cassette and in-dash, single-slot 6-disc CD autochanger, Nd[®] woofer and Radio Data System (RDS) (included with Premium Package)
- Power sliding tinted glass sunroof with one-touch open/close, tilt feature and sliding sunshade (included with Premium Package)
- Satellite radio (with XM or Sirius service providers)⁶
- Genuine bird's-eye maple wood interior trim on shift knob and doors (requires Premium Package. Not available with Sport-Tuned Suspension Package or Sedan Leather 6MT Model)
- Aerodynamic body kit
- Splash guards
- Carpeted trunk mat

DEALER-INSTALLED ACCESSORIES

- Front bumper cover with integrated lip spoiler
- Side sills
- Rear spoiler
- Rear underbody spoiler
- Air bag anti-theft bolt
- Nose mask
- License plate frames
- Roof-rack crossbars
- Bike carrier attachment
- Ski/snowboard carrier attachment
- Splash guards
- Sunroof wind deflector
- Carpeted trunk mat
- Vehicle cover with optional lock
- Wheel locks
- All-season rubber floor mats
- Hand-held search lamp
- Roadside Emergency Kit
- Seat-belt extender
- Satellite radio (with XM or Sirius service providers)⁶
- Cargo Convenience Net

Overall Height
57.7 inches



Wheelbase 112.2 inches
Overall Length 186.5 inches



Overall Width 69.0 inches

OWNERSHIP

INFINITI. THE TOTAL OWNERSHIP EXPERIENCE.® A COMMITMENT THAT'S JUST AS REFINED AS THE G35.

PREMIUM AUTOMOTIVE MACHINERY IS ONLY PART OF A PREMIUM AUTOMOTIVE EXPERIENCE. And quality is much more than a collection of features on an automobile. It is a way of doing business. The understanding that when you purchase a car in this class, you should expect treatment and support of the same caliber. We built these beliefs before we built our first car. And you'll recognize their value the very moment you arrive at an Infiniti dealer, where courteous personnel and attentive service make shopping a pleasure. You'll notice it in the way we build our vehicles, and the way we support them for years to come. As an Infiniti driver, you'll enjoy our commitment with a host of premium services like a complimentary Infiniti Service Loan Car,¹ Trip Interruption Benefits, and 24-hour Roadside Assistance.² From the showroom to our web site and beyond, your ownership experience will be complete. Sound satisfying? Read on to discover how we do it.

1 COMMITMENT To offer a superior product representing excellent value, presented in a unique environment. To honor our guests and treat them with respect during the buying process. To give our customers outstanding service throughout their ownership, so that they may enjoy an ongoing relationship with knowledgeable people. To be completely committed to ensuring total satisfaction for our customers.

2 SERVICE LOAN CAR PROGRAM When you make an appointment and drop off your vehicle for warranty service at participating Dealers, a complimentary Infiniti Service Loan Car will be waiting.³

3 ROADSIDE ASSISTANCE PROGRAM 4-year/unlimited-mileage includes: Trip Interruption Benefits, 24-hour toll-free customer assistance number, battery boost, lock-outs, flat tires, out-of-gas and accident towing.²

4 MY INFINITI Our goal is to provide owners with a premium quality vehicle and an outstanding ownership experience that doesn't end when you drive away from the showroom. To that end, we've created the "My Infiniti" section of the infiniti.com web site, which further reflects our commitment to serving Infiniti owners' needs. There you can find easily accessible maintenance schedules and warranty information, as well as details on periodic events or benefits exclusively available to Infiniti owners.



5 STANDARD INFINITI LIMITED WARRANTIES 4-year/60,000-mile Basic coverage ■ 5-year/50,000-mile Emission Control coverage ■ 6-year/70,000-mile Powertrain coverage ■ 7-year/unlimited-mileage Corrosion coverage ■ 10-year/unlimited-mileage Seat Belt Warranty ■ Only Genuine Infiniti Accessories are covered by Infiniti's 4-year/60,000-mile Basic coverage when purchased at the time of vehicle sale. ■ An optional Infiniti Extended Protection Plan offers coverage up to 7 years/100,000 miles.

See your local Infiniti dealer for details and read the warranty booklet.

6 A FEW FINANCING OPTIONS TO CONSIDER Once you've decided to own an Infiniti, come directly to us at Infiniti Financial Services. With *SignatureFINANCING*®, you can benefit from competitive rates for new and pre-owned vehicles, or take advantage of our tempting *SignatureLEASE*® program. You may also alleviate the hassle of mailing a check every month with *SignatureDIRECTPAY*®: Payments will be automatically made from your checking or savings account. Through our *SignatureGRADUATE*® program, we also offer special leasing and financing options for recent graduates of colleges, universities, and nursing or graduate schools. You can begin to enjoy the benefits of Infiniti Financial Services today by getting pre-approved on a new or pre-owned Infiniti through *SignatureINTERACTIVE*®, our online credit approval system. Simply visit infiniti.com to apply.⁴ And since you'll be part of the Infiniti family, you'll be treated as such. With courtesy and respect.

¹ Subject to availability. Available only during the 4-year/60,000-mile Basic coverage. The customer must be 21 years of age or older with a valid U.S. driver's license. The customer must provide proof of primary insurance. Other restrictions apply to loan car, including mileage and day use limitations. This program is subject to change without notice at any time.

² Roadside Assistance/Trip Interruption available during the first four years after initial new vehicle delivery.

³ For most leases IFS acts as servicer for Nissan-Infiniti LT.

⁴ See your Infiniti dealer for Signature Program details.

EXTERIOR COLORS



ivory pearl
interior colors: willow leather, willow cloth



brilliant silver
interior colors: graphite or willow leather, willow cloth



desert platinum
interior colors: graphite or willow leather, willow cloth




caribbean blue
interior colors: graphite or willow leather, willow cloth



garnet fire
interior colors: graphite or willow leather, willow cloth




emerald mist
interior colors: willow leather, willow cloth



black obsidian
interior colors: graphite or willow leather, willow cloth

Build/price your Infiniti at infiniti.com

INTERIOR COLORS AND TRIM



graphite leather



willow leather



willow cloth




bird's-eye maple

Infiniti has taken care to ensure the color swatches presented here are the closest possible representation of actual vehicle colors. Swatches may vary slightly due to the printing process and whether viewed in daylight, fluorescent or incandescent light. Please see the actual colors at your local Infiniti dealer.

All illustrations, photographs and specifications in this catalog are based on the latest product information; some vehicle parts cannot be shown in certain photographs. Some vehicles shown with optional equipment. See actual vehicles for complete accuracy. INFINITI Division of Nissan North America, Inc. reserves the right to make changes at any time, without notice, in prices, colors, materials, equipment, specifications and models, and to discontinue models or equipment. Availability and delivery time for particular models and equipment combinations may vary. For information on availability, additional options or accessories, contact your Infiniti dealer. All specifications, options, and accessories shown in this catalog apply to the 49 continental states. Specifications, options and accessories may differ in Hawaii, U.S. territories and other countries. HomeLink is a registered trademark of Johnson Controls, Inc. Birdview is a trademark of Xanavi Corporation. The XM name and related logos are registered trademarks of XM Satellite Radio Inc. Sirius and related marks are trademarks of Sirius Satellite Radio Inc. All rights reserved. INFINITI, the INFINITI logo, Accelerating the future, and INFINITI model names are Nissan trademarks.

INFINITI G35

interact with tomorrow at infiniti.com



IT'S PART OF YOU NOW.

AN EMPTY SPACE THAT'S BEEN FILLED.

A MISSING ELEMENT, FOUND.


HAVE YOU DISCOVERED THE FORMULA FOR EXHILARATION?



G35 shown with optional Sport-Tuned Suspension Package.



infiniti.com



INFINITI

Accelerating the future

©2002 INFINITI Division of Nissan North America, Inc.
Reorder #3518 (10/02, 134K, GP)