


07 LEXUS ES





2007 LEXUS ES: Angle Study No. 1



Vehicle shown with available equipment.





Vehicle shown with available equipment.



Vehicle shown with available equipment.



Vehicle shown with available equipment.



Vehicle shown with available equipment.

EXTERIOR COLORS



ROYAL RUBY METALLIC



AQUAMARINE PEARL



BLUE ONYX PEARL



TUNGSTEN PEARL



AMBER PEARL



SMOKY GRANITE MICA



GOLDEN ALMOND METALLIC



MOON SHELL MICA



CRYSTAL WHITE



BLACK ONYX

INTERIOR COLORS & WOOD TRIM



CASHMERE LEATHER



LIGHT GRAY LEATHER




BLACK LEATHER



BROWN WALNUT

	ROYAL RUBY METALLIC	AQUAMARINE PEARL	BLUE ONYX PEARL	TUNGSTEN PEARL	AMBER PEARL	SMOKY GRANITE MICA	GOLDEN ALMOND METALLIC	MOON SHELL MICA	CRYSTAL WHITE	BLACK ONYX	BROWN WALNUT
CASHMERE	■	■	■		■		■		■	■	■
LIGHT GRAY	■	■	■	■		■		■	■	■	■
BLACK*	■	■		■	■	■		■	■	■	■

\*Black available in fabric and leather. Leather-trimmed and perforated leather-trimmed interiors are available.



LEATHER



WOOD



STEEL



PLASTIC

ELEMENTS OF LUXURY

4 3/8" x 2 1/8" shapes  
Los Angeles, 2006


The Lexus Pursuits Visa® Card offers 1.5 points on every net dollar spent and 5 points on every net dollar spent at Lexus dealerships! Points can be redeemed at Lexus dealerships for service, accessories and up to 10% off a new Lexus purchase or lease.<sup>2</sup> All without an annual fee. For complete details call 888-777-5555, ext. 1300 or visit [www.lexuspursuits.com](http://www.lexuspursuits.com).

And, for information on Lexus Financial Services' competitive financing and vehicle protection programs, visit [www.lexusfinancial.com](http://www.lexusfinancial.com).

1. Please contact your participating Lexus dealership for information regarding restrictions your dealership may impose on the use of credits cards related to vehicle purchases or leases.  
2. Restrictions may apply and are fully described in the Lexus Pursuits Rewards Terms and Conditions. Rewards redemption at dealerships not available in Hawaii.  
The creditor and issuer of the Lexus Pursuits Visa® Card is Lexus Financial Savings Bank.

# 07 LEXUS ES

A Photographic Portfolio





**MIRROR MIRROR**

*Angle Study No. 6  
Studio, 2006*

The 2007 ES 350. Conventional wisdom would have you believe that looks don't matter. Why, then, the pangs of desire? Rest assured, the response is perfectly natural. Every curve of the ES has been designed, after all, to inspire longing.

Vehicle shown with available equipment.

Lexus engineers began their reinvention of the ES with an entirely new design vocabulary. One that employs sweeping curves and sculpted countercurves to convey a sense of graceful movement. They then brought this thinking to bear on every part of the new ES, however small. Resulting in beautiful details throughout, such as the clean line of the available panorama glass roof, or the way a door handle catches the light.



**CURVES AND  
COUNTERCURVES**

*Moon Shell Mica  
on Pewter Set*

## OMNISCIENCE

*Sensor Study with Lasers*  
Test 6, Sequence 7

More than 100 available onboard sensors alert the ES to conditions as varied as steering angle, wheel speed, engine requirements, even the proximity of an adjacent car. Via highly advanced, intuitive safety, performance and convenience technologies, the ES is then able to respond accordingly by adjusting traction control, modulating brakes, optimizing power delivery, alerting the driver to potential parking hazards, and much more.

### Standard Intuitive Technology:

SmartAccess

Vehicle Stability Control (VSC)<sup>1</sup>

Traction Control (TRAC)

Auto on/off headlamps

Dual Variable Valve Timing with intelligence (VVT-i)

Dual-zone automatic climate control

Tire Pressure Monitor System<sup>2</sup>

### Available Intuitive Technology:

Remote keyless entry-linked memory system

Dynamic Radar Cruise Control<sup>3</sup>

Rain-sensing windshield wipers


Dual-swivel Adaptive Front Lighting System (AFS)

Intuitive Parking Assist

Bluetooth<sup>®</sup> technology<sup>4</sup>

Voice-activated DVD navigation system<sup>5</sup>


Power rear sunshade



## DOUBLE STRENGTH

*Tinted Duotone  
Positive Inversion Print*

Dual Variable Valve Timing with intelligence (VVT-i) continually monitors the needs of the engine, then uses this information to adjust the timing of both the intake and exhaust valves. Such fine-tuning allows the ES to deliver a smooth rush of power on demand. Not to mention a more efficient use of that power during less taxing conditions.



Standard Performance Features: 3.5-liter V6 • 272 horsepower<sup>6</sup> • 254 lb-ft of torque<sup>6</sup>

Dual Variable Valve Timing with intelligence (VVT-i) • Six-speed sequential-shift automatic transmission • 17-inch alloy wheels and tires<sup>7</sup> • Dual exhaust system



## SSSHHHH

*Sound Test Facility  
San Francisco, 2006*

An extremely low drag coefficient and special soundproof Thinsulate™ seals around each door frame help to provide those inside the ES with a sublimely quiet environment. Equally good for enjoying silence, the crystalline sound of the Lexus Premium Sound System, or the concert-like acoustics generated by the available Mark Levinson® Premium Surround Sound Audio System<sup>®</sup>

Available Mark Levinson Premium Surround Sound Audio System:<sup>®</sup>

300 watts @ 0.1% Total Harmonic Distortion (THD);<sup>®</sup>  
20-20,000 Hz

14 speakers

5.1-channel surround sound (with 7.1-channel architecture)

10-channel amplifier

In-dash, single-feed, six-disc DVD/CD auto-changer

Auxiliary iPod®/MP3/Windows Media® Audio (WMA) port

Available XM® or SIRIUS® Satellite Radio<sup>10</sup>





Available Lexus DVD Navigation System<sup>5</sup>

Recognizes more than 100 voice-activated commands

Voice-activated destination input while driving

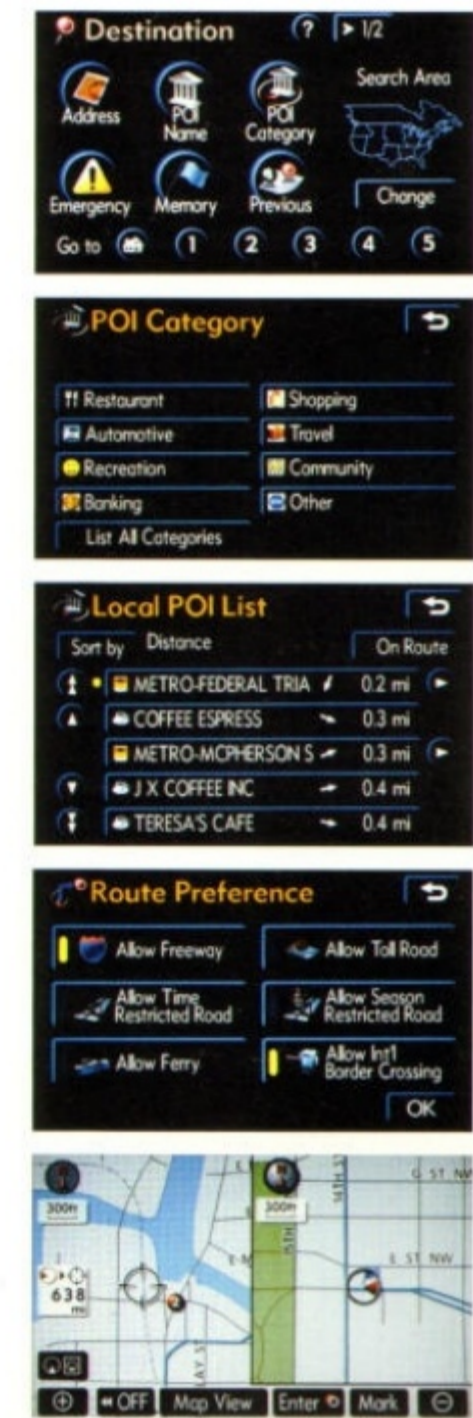
Freeway exit lane guidance

Increased screen resolution with 32,000 colors

English, Spanish and French language capability

Available Bluetooth<sup>®</sup> Technology<sup>4</sup>

Voice-activated dialing by name or number



FOUND

Sutter County, California  
2006

Vehicle shown with available equipment.

Standard Interior Amenities:

- Brown walnut interior trim
- Steering-wheel-mounted audio and display controls
- Power tilt-and-telescopic steering column
- 10-way driver's and front passenger's power seats including lumbar and two-way vertical height
- Height-adjustable headrests for all seats
- Lexus Premium Sound System with auxiliary iPod®/MP3/Windows Media® Audio (WMA) port
- Dual-zone automatic climate control with smog sensor
- Interior air filter
- Exterior glass with UV reduction
- Illuminated entry system with outside mirror-mounted puddle lamps

Available Interior Amenities:

- Semi-aniline leather-trimmed interior
- Wood- and leather-trimmed steering wheel and shift knob
- Heated and ventilated front seats
- Driver's seat power cushion extender
- Lexus Memory System for driver's and front passenger's seats, outside mirrors and steering wheel
- Mark Levinson Premium Surround Sound Audio System® with 14 speakers

SKIN DEEP

*Raw Materials in Liquid Dye Process Study*

Semi-aniline dyed leather, available in the ES, has been penetrated with color all the way through. Because its surface is not as heavily coated with dye, such leather is able to retain its supple, natural feel. And only leather with the fewest natural imperfections is chosen for this process.





With an available Dual-swivel Adaptive Front Lighting System (AFS), the ES helps to provide optimal nighttime visibility by illuminating more of the road around a curve. To begin with, High-Intensity Discharge (HID) headlamps beam out whiter, brighter light than conventional halogen lamps. Then, depending on the steering angle and your rate of speed, one or both headlamps pivot—anywhere from five to 15 degrees—into the turn.

## NOCTURNAL CREATURE

*Infrared film  
9:22 p.m., Presidio*

Standard Safety Features:

Vehicle Stability Control (VSC)<sup>†</sup>

Traction Control (TRAC)

Anti-lock Braking System (ABS)

Rigid chassis with front and rear crumple zones

Driver's and front passenger's advanced airbags (SRS)<sup>††</sup>  
with front passenger's twin-chamber airbag<sup>††</sup>

Driver's and front passenger's knee airbags (SRS)<sup>††</sup>

Front seat-mounted side airbags (SRS)<sup>††</sup>

Front and rear side curtain airbags (SRS)<sup>††</sup>

Three-point seatbelts with load limiters and  
pre-tensioners for front and rear outboard seats

Lexus Tire Pressure Monitor System<sup>2</sup>

Available Safety Features:

Pre-Collision System (PCS)<sup>††</sup>

Dual-swivel Adaptive Front Lighting System (AFS)

High-Intensity Discharge (HID) headlamps


Backup camera<sup>13</sup>

Rear-seat side airbags (SRS)<sup>††</sup>

CONTROL STUDY

*Textural Composition in  
Four Media*

Traction Control (TRAC) helps control wheelspin on surfaces like mud, sand and ice. In a skid, Vehicle Stability Control (VSC)<sup>†</sup> senses—and helps correct—a loss of traction in turns by applying brakes and throttle selectively to help keep you on your intended course. Both are part of a sophisticated arsenal of safety technology that makes for supremely confident driving.





## KISS THE SKY

Steel, Sky, Water  
Four Color Iris Print

The available panorama glass roof bears close inspection for engineering reasons as well as aesthetic. Note the seamless line between the glass panel and the roof—no molding is visible. A beautiful detail in an already striking design element.

### Option Packages

#### Navigation System/Mark Levinson Premium Audio System Package

Lexus voice-activated DVD Navigation System<sup>5</sup> with backup camera<sup>13</sup> and Bluetooth<sup>®</sup> technology<sup>4</sup>

Mark Levinson 14-speaker 300-watt @ 0.1% THD<sup>9</sup> Premium Surround Sound Audio System<sup>8</sup> with 7.1 architecture and in-dash, single-feed, six-disc DVD/CD auto-changer

#### Premium Package

Leather-trimmed interior

Bluetooth<sup>®</sup> technology<sup>4</sup>

Lexus Memory System to control power driver's seat and front passenger's seats (except lumbar), outside mirrors and steering wheel

Remote keyless entry-linked memory

Electrochromic (auto-dimming) outside mirrors with tilt-down in reverse

#### Premium Plus Package

Leather-trimmed interior

Bluetooth<sup>®</sup> technology<sup>4</sup>

Heated and ventilated front seats

Driver's seat power cushion extender

Lexus Memory System to control power driver's and front passenger's seats (except lumbar), outside mirrors and steering wheel

Remote keyless entry-linked memory

Electrochromic (auto-dimming) outside mirrors with tilt-down in reverse

Rain-sensing intermittent windshield wipers with mist cycle

Full-size spare tire with 17-in alloy wheel<sup>7</sup>

#### Ultra-Luxury Package

Semi-aniline leather-trimmed interior  
Wood- and leather-trimmed steering wheel and shift knob

Lexus voice-activated DVD Navigation System<sup>5</sup> with backup camera<sup>13</sup> and Bluetooth<sup>®</sup> technology<sup>4</sup>

Heated and ventilated front seats

Driver's seat power cushion extender

Lexus Memory System to control power driver's and front passenger's seats (except lumbar), outside mirrors and steering wheel

Rear-seat side airbags (SRS)<sup>11</sup>

Remote keyless entry-linked memory

Panorama glass roof

Power rear sunshade

High-Intensity Discharge (HID) headlamps  
Dual-swivel Adaptive Front Lighting System (AFS)

Electrochromic (auto-dimming) outside mirrors with tilt-down in reverse

Rain-sensing intermittent windshield wipers with mist cycle

17 x 7.0-in Graphite-polished alloy wheels<sup>7</sup>

Full-size spare tire with 17-in alloy wheel<sup>7</sup>

#### Pre-Collision and Dynamic Radar

Semi-aniline leather-trimmed interior

Wood- and leather-trimmed steering wheel and shift knob

Lexus voice-activated DVD Navigation System<sup>5</sup> with backup camera<sup>13</sup> and Bluetooth<sup>®</sup> technology<sup>4</sup>

Heated and ventilated front seats

Driver's seat power cushion extender

Lexus Memory System to control power driver's and front passenger's seats (except lumbar), outside mirrors and steering wheel

Rear-seat side airbags (SRS)<sup>11</sup>

Remote keyless entry-linked memory

Panorama glass roof

Power rear sunshade

High-Intensity Discharge (HID) headlamps

Dual-swivel Adaptive Front Lighting System (AFS)

Dynamic Radar Cruise Control<sup>13</sup>

Lexus Pre-Collision System (PCS)<sup>12</sup>

Electrochromic (auto-dimming) outside mirrors with tilt-down in reverse

Rain-sensing intermittent windshield wipers with mist cycle

17 x 7.0-in Graphite-polished alloy wheels<sup>7</sup>

Full-size spare tire with 17-in alloy wheel<sup>7</sup>

#### Individual Options and Accessories

Intuitive Parking Assist

Power rear sunshade

Heated and ventilated front seats

Wood- and leather-trimmed steering wheel and shift knob

High-Intensity Discharge (HID) headlamps  
and Dual-swivel Adaptive Front Lighting System (AFS)

Lexus voice-activated DVD Navigation System<sup>5</sup> with backup camera<sup>13</sup> and Bluetooth<sup>®</sup> technology<sup>4</sup>

E-Sport 17-in alloy wheels<sup>7</sup>

Full-size spare tire with 17-in alloy wheel<sup>7</sup>

Rear-seat side airbags (SRS)<sup>11,\*</sup>

Rear spoiler

Body-side molding

XM<sup>®</sup> or SIRIUS<sup>®</sup> Satellite Radio capability<sup>10</sup>

All-weather floor mats

Trunk mat

Cargo net

Car cover

Sunroof wind deflector

Wheel locks

## STANDARD LUXURY FEATURES

- Brown walnut interior trim
- Steering-wheel-mounted audio and display controls
- Power tilt-and-telescopic steering column
- Liquid-crystal multi-information console display
- Lexus eight-speaker Premium Sound System with Automatic Sound Levelizer (ASL) and in-dash, single-feed, six-disc CD auto-changer
- Auxiliary iPod®/MP3/Windows Media® Audio (WMA) port
- In-glass antenna with FM-diversity system
- 10-way driver's and front passenger's (including lumbar) power seats
- Height-adjustable headrests for all seats
- Dual-zone automatic climate control with interior air filter, smog sensor and automatic recirculation mode
- Power tilt-and-slide moonroof with one-touch open/close and sliding sunshade
- Power windows with one-touch auto open/close feature
- Exterior glass with UV reduction
- Remote-linked window and moonroof opening
- Retained accessory power for moonroof and windows
- Electrochromic (auto-dimming) inside rearview mirror with compass
- Power door locks
- Cruise Control
- SmartAccess with push-button Start/Stop
- Center console with storage bin and accessory power outlet
- HomeLink® universal transceiver to operate compatible garage, gate, home lighting and home security systems
- Adjustable illuminated entry system
- Electroluminescent instrumentation
- Illuminated interior electronic trunk-lid and fuel-filler door releases
- Automatic on/off projector-beam headlamps with auto-off delay
- Outside temperature gauge
- Dual cupholders, front and rear
- Carpeted floor mats

## STANDARD SAFETY AND SECURITY FEATURES

- Driver's and front passenger's advanced airbag system (SRS)<sup>11</sup> with front passenger's twin-chamber airbag<sup>11</sup>
- Front seat-mounted side airbags (SRS)<sup>11</sup>
- Driver's and front passenger's knee airbags (SRS)<sup>11</sup>
- Front and rear side curtain airbags (SRS)<sup>11</sup>
- Three-point seatbelts for all seating positions, pre-tensioners with force limiters for front and outboard rear seats
- Automatic Locking Retractor/Emergency Locking Retractor (ALR/ELR) seatbelts for all passenger seating positions. Emergency Locking Retractor (ELR) only for driver's seat
- Height-adjustable front shoulder belt anchors
- Child Restraint Seat (CRS) tether anchor brackets for all rear seating positions
- Four-wheel power-assisted disc brakes with front ventilated discs
- Four-sensor, four-channel Anti-lock Braking System (ABS)
- Vehicle Stability Control (VSC)<sup>1</sup>
- Traction Control (TRAC)
- Brake Assist<sup>17</sup>
- Electronic Brakeforce Distribution (EBD)
- Lexus four-sensor Tire Pressure Monitor System<sup>2</sup>
- Highly rigid body structure with front and rear crumple zones
- Side-impact door beams
- Reinforcements in pillars and door sills
- Impact-dissipating upper interior trim
- Collapsible steering column
- Collapsible brake and driver's footrest pedals
- Daytime running lights
- Integrated foglamps
- Water-repellent front-door glass
- Variable intermittent windshield wipers with mist cycle
- Power-adjustable outside mirrors with defoggers and puddle lamps
- Vehicle theft-deterrent and engine immobilizer system
- Emergency interior trunk release
- First aid kit
- Tool kit

## DISCLAIMERS

1. Vehicle Stability Control (VSC) is an electronic system designed to help the driver maintain vehicle control under adverse conditions. It is not a substitute for safe driving practices. Factors including speed, road conditions and driver steering input can all affect whether VSC will be effective in preventing a loss of control. Please see your Owner's Manual for further details.
2. The Lexus Tire Pressure Monitor alerts the driver when tire pressure is critically low. For optimal tire wear and performance, tire pressure should be checked regularly with a gauge; do not rely solely on the monitor system. See your Owner's Manual for details.
3. Dynamic Radar Cruise Control was designed to assist the driver and is not a substitute for safe and attentive driving practices. Please see your Owner's Manual for important cautions and instructions.
4. Lexus recommends the Bluetooth®-compatible phones listed on its Web site at [www.Lexus.letstalk.com](http://www.Lexus.letstalk.com) because they have been tested and meet our high standards for voice quality and functionality. This recommendation is not a warranty and some problems may occur with any type of phone based on the service coverage available in your area.
5. The Lexus DVD Navigation System is designed to assist in locating an address or point of interest. Discrepancies may be encountered between the system and your actual location. Changes in street names, road closures, traffic flow or other road system changes may affect the accuracy of the mapping software. Rely upon your common sense to decide whether to follow a specified route. Detailed coverage not available in every city. Optional periodic geographic updates available at an additional cost. See your Navigation System Owner's Manual and your Lexus dealer for details.
6. Ratings achieved using the required premium unleaded gasoline with an octane rating of 91 or higher. If premium fuel is not used, performance will decrease.
7. 17-in tires are expected to experience greater tire wear than conventional tires. Tire life may be substantially less than 20,000 miles, depending on driving conditions.
8. Mark Levinson is a registered trademark of Harman International Industries, Inc.
9. Continuous average power, all channels driven, at 0.1% THD; 20-20,000 Hz.
10. Satellite Radio requires XM or SIRIUS compatibility, receiver and monthly service fee. See your Lexus dealer for further details. Reception of the satellite signal may vary depending on location. All fees and programming subject to change. Subscriptions subject to the terms and conditions available at [www.xmradio.com](http://www.xmradio.com) or [www.sirius.com](http://www.sirius.com). Available only in the 48 contiguous United States.
11. The Lexus driver's and front passenger's airbags, front seat-mounted side airbags, driver's and front passenger's knee airbags, rear-seat side airbags and side curtain airbags are Supplemental Restraint Systems (SRS). The driver's and front passenger's airbags and driver's and front passenger's knee airbags are designed to deploy in severe (usually frontal) collisions where the magnitude and duration of the forward deceleration of the vehicle exceed the design threshold level. The side airbags and side curtain airbags are designed to deploy in certain types of severe side-impact collisions. In all other accidents, the airbags will not deploy. To decrease the risk of injury from a deploying airbag, always wear your seat belt, sit upright in the middle of the seat, and do not lean against the door. Do not put objects in front of an airbag or around the seat back. Do not use a rearward-facing child seat in any front passenger seat. The force of a deploying airbag SRS may cause serious injury or death. Please see your Owner's Manual for further instructions. Vehicle complies with "advanced airbag" requirements of FMVSS 208.
12. The Lexus Pre-Collision System is designed to help reduce the crash speed and damage in certain frontal collisions only. It is not a collision avoidance system and is not a substitute for safe and attentive driving. System effectiveness depends on many factors, such as speed, driver input and road conditions. Please see your Owner's Manual for further information.
13. The backup camera, available only with the navigation system, does not provide comprehensive view of the rear area of the vehicle. You should also look around the outside your vehicle and use your mirrors to confirm rearward clearance. Cold weather will limit effectiveness and view may become cloudy.
14. Performance figures are for comparison only and were obtained with prototype vehicles by professional drivers using special safety equipment and procedures. Do not attempt.
15. Preliminary manufacturer's estimates.
16. Preliminary estimates determined by Lexus. EPA mileage estimates not available at time of printing. Actual mileage may vary.
17. Brake Assist is designed to help the driver take full advantage of the benefits of ABS. It is not a substitute for safe driving practices. Braking effectiveness also depends on proper brake-system maintenance and tire and road conditions.

## WARRANTY

Four-year/50,000-mile Lexus Limited Warranty. Six-year/70,000-mile Powertrain Warranty. Six-year/unlimited-mileage Corrosion Perforation Warranty. All warranties with zero deductible. See the ES Warranty and Services Guide at your Lexus dealer for details.

## ENGINE

Type	60° V6, aluminum block and heads, certified Ultra-Low Emission Vehicle (ULEV II)
Displacement	3.5 liters (210 cubic inches)
Valvetrain	Four cam, four valves per cylinder, with dual Variable Valve Timing with intelligence (VVT-i)
Compression Ratio	10.8:1
Horsepower at RPM	272 hp @ 6,200 <sup>6</sup>
Torque at RPM	254 lb-ft @ 4,700 <sup>6</sup>

## PERFORMANCE

0 - 60 MPH Acceleration	6.8 seconds <sup>6,14,15</sup>
1/4-Mile Acceleration	15.0 seconds <sup>6,14,15</sup>
Top Track Speed (electronically limited)	137 mph <sup>6,14,15</sup>
Fuel Consumption (estimated)	21/30 mpg <sup>16</sup> (city/highway)
Aerodynamic Drag Coefficient	0.28
Turning Circle	36.7 ft

## BODY, DIMENSIONS

Type	Five-passenger luxury sedan
Construction	Welded-steel unibody
Overall Length	191.1 in (4,854 mm)
Width	71.7 in (1,821 mm)
Height	57.1 in (1,450 mm)
Wheelbase	109.3 in (2,776 mm)
Curb Weight	3,580 lb (1,623 kg)
Fuel-Tank Capacity	18.5 gallons (70 L)
Trunk Capacity	14.7 cubic feet (416 L)
Headroom	37.4/36.8 in (950/934 mm) (front/rear)(w/moonroof)
Legroom	37.8/37.0 in (960/939 mm) (front/rear)(w/panorama glass roof)
Shoulder Room	42.2/35.9 in (1,071/911 mm) (front/rear)
	57.3/56.3 in (1,455/1,430 mm) (front/rear)

## CHASSIS

Vehicle Stability Control (VSC) <sup>1</sup>	Electronic system that monitors and helps control the loss of traction in a turn by using yaw-rate, deceleration, vehicle-speed and steering-wheel-angle sensors. Modulates engine power and applies individual brakes as necessary. Integrates Anti-lock Braking System (ABS), Brake Assist <sup>17</sup> and Traction Control (TRAC).
Suspension	Front: Independent, MacPherson struts with coil springs and gas-pressurized shock absorbers. Rear: Independent, dual-link MacPherson struts with coil springs and gas-pressurized shock absorbers
Steering	Engine-speed-sensing, progressive power-assisted rack-and-pinion. 3.2 turns, lock to lock.
Brakes	Four-wheel power-assisted discs, with four-sensor, four-channel Anti-lock Braking System (ABS), Electronic Brakeforce Distribution (EBD) and Brake Assist <sup>17</sup> . 11.6-in ventilated front, 11.0-in solid rear discs.
Wheels and Tires	17 x 7.0-in alloy wheels with 215/55R17 all-season or summer tires <sup>7</sup> . Available full-size spare tire <sup>7</sup> on alloy wheel. Optional wheels and tires: 17 x 7.0-in Graphite-polished alloy wheels with 215/55R17 all-season tires <sup>7</sup> .



## DRIVETRAIN

Transmission	Six-speed sequential-shift automatic Electronically Controlled Transmission with intelligence (ECT-i)
Drive Wheels	Front, with Vehicle Stability Control (VSC) <sup>1</sup>
Final Drive Ratio	3.685:1



17-in alloy wheels<sup>7</sup> (standard)



17-in Graphite-polished alloy wheels<sup>7</sup> (available with select packages)



E-Sport 17-in alloy wheels<sup>7</sup> (available)

## CATALOGUE

---



**MIRROR MIRROR:** Introduction to the All-New 2007 ES



**CURVES AND COUNTERCURVES:** Design



**OMNISCIENCE:** Intuitive Technology



**DOUBLE STRENGTH:** Performance



**SSSHHHH:** Mark Levinson® Premium Surround Sound Audio System



**FOUND:** Navigation



**SKIN DEEP:** Interior Appointments



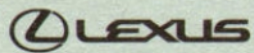
**NOCTURNAL CREATURE:** Dual-swivel Adaptive Front Lighting System (AFS)



**CONTROL STUDY:** Safety



**KISS THE SKY:** Options and Packages



THE PASSIONATE PURSUIT OF PERFECTION.